

BYU BASKETBALL



The 2017-18 BYU Basketball Almanac has been designed to provide local, regional and national media with useful information about the BYU basketball program, its history and tradition. Additional information is available online via BYUcougars.com. Should you require additional information, such as photographs, video or additional media guides, please contact the BYU Athletic Communications office at (801) 422-8948. We appreciate your coverage of BYU basketball and look forward to working with you this season.

BYU BASKETBALL – WINNING TRADITION

- 1951 and 1966 NIT Champions
- 29 NCAA tournament appearances
- 29 regular season conference championships
- Two National Players of the Year – Danny Ainge and Jimmer Fredette
- Jimmer Fredette – 2010-11 NCAA scoring champ at 28.9 ppg
- 12th all-time in NCAA history in total victories
- NCAA Academic Progress Rate recognition – 2006 to 2012
- 27 All-Americans and five Academic All-Americans
- Six Conference Players of the Year since 2000
- 2007, 2008, 2009 and 2011 Conference Champions
- .755 (151-49) – Dave Rose's conference winning percentage
- 305-111 (.733) – Dave Rose's coaching record
- Dave Rose – three-time MWC Coach of the Year
- 17 postseason invitations in last 18 years
- 53-game home winning streak from 2005 to 2008
- 251-32 (.887) home record in last 18 years
- 2010-11 final rankings of No. 10 (AP Poll), No. 13 (Coaches Poll)
- 2009-10 final rankings of No. 17 (AP Poll), No. 22 (Coaches Poll)
- Back-to-back 30-win seasons – 30 in 2009-10 and 32 in 2010-11
- Five-straight seasons ranked in the top 25 (2007 to 2011)
- 12-straight 20-win seasons (2006 to 2017)
- Six-straight NCAA tournament appearances (2007 to 2012)
- 15-game win streak in 2009-10, second longest in program history
- Two 10-game win streaks in 2010-11, first time in program history
- Ranked No. 1 in the nation in free-throw percentage (2010)
- Ranked No. 2 in the nation in scoring offense (2010, 2015)
- Ranked No. 2 in the nation in scoring margin (2010)
- Ranked No. 2 in the nation in 3-point field-goal percentage (2010)
- Ranked No. 2 in the nation in rebounds per game (2017)
- Ranked No. 3 in the nation in scoring offense (2014)
- Ranked No. 4 in the nation in assists (2015)
- Ranked No. 5 in the nation in winning percentage (2011)
- Ranked No. 5 in the nation in scoring margin (2011)
- Ranked No. 6 in the nation in assists (2012)
- Ranked No. 7 in the nation in scoring offense (2011)
- Ranked No. 9 in the nation in scoring offense (2016)
- Ranked No. 10 in the nation in free-throw percentage (2011)

TABLE OF CONTENTS

INTRODUCTION

Winning Tradition	1
Table of Contents	2
Quick Facts	3

MEET THE COUGARS

Season Preview	5-6
2017-18 Schedule	7
2017-18 Roster	8
2017-18 Roster Breakdown	9
Juniors (alphabetical)	10-27
Sophomores (alphabetical)	28-49
Freshmen (alphabetical)	50-51
Head Coach Dave Rose	52-56
Assistant Coaches	57-59
Basketball Staff	60-63

THE UNIVERSITY

Athletic Administration	64
This is BYU	65-66
Marriott Center	67-69
Marriott Center Annex	70-72

OPPONENT INFORMATION

All-Time Series Records	74-75
Opponent Information	76-77
Series vs. 2017-18 Opponents	78-82
Coach Rose vs. All Competition	83

BYU HOOPS HISTORY

Winning: A BYU Tradition	85-86
Conference Success	87
Conference Tournament Results	88
Conference Championship Teams	89-91
All-Time Results	92-108
BYU Defeats the No. 1 in the Country	108
All-Time Lettermen	109-111
Year-by-Year Coaching Breakdown	112
Cougar Coaching Records	113
NCAA Tournament History	114
NIT History	115
Tournament Results	116
Cougars in the Pros	117-119
Cougars Representing Their Countries	120

ALL-TIME HONORS

Danny Ainge	122
Jimmer Fredette	123
Kresimir Cosic	124
Stan Watts	125
Mel Hutchins	126
Roland Minson	127
All-Americans	128-129
Conference Honors	130
All-Conference Performers	131-133

BYU HOOPS RECORDS

Individual Career Records	135-138
Individual Season Records	139-141
Individual Game Records	141-143
30-Point Games	143-144
Freshman Season Records	145-146
Freshman Game Records	147-148
Team Season Records	148-150
Team Game Records	150-151
Marriott Center Records	151-152
Conference Individual Career Records	152-153
Conference Individual Season Records	153-154
Conference Individual Game Records	155
Conference Tournament Individual Career Records	156
Conference Tournament Individual Game Records	157
NCAA Tournament Individual Career Records	158
NCAA Tournament Game Records	159
NIT Individual Career Records	160
NIT Individual Game Records	161
All-Time Player Career Statistics	162-166
All-Time 100-Point Games	167
All-Time Overtime Games	168
Coaching Records	168
Off the Bench Records	169
BYU Debut Records	170
Year-By-Year Attendance Rankings	171
Year-By-Year Leaders	172-174
Year-By-Year Statistics	175-176
Fastest To	177
Week-By-Week Ranking History	178
BYU as a Ranked Team	178-179
BYU vs. Ranked Opponents	180-181
BYU in the NCAA Record Book	181
Chronology of BYU Records	182
Miscellaneous Scoring Records	182-183
Scoring Records: Days of the Week and Height	184
Scoring Records: Career Average by Height	185
1,000-Point Club	186-190

2016-17 SEASON REVIEW

Season Review	192
Game Results	193
Team Statistics	194
WCC and NCAA Statistics	195
BYU/Opponent Game-by-Game Statistics	196
Individual Game-by-Game (Points-Rebounds-Assists)	197
Individual Statistics-All Games	198
Individual Statistics-WCC Games	199
Results and Leaders	200
Individual Game Highs	201
Team Game Highs and Game Lows	202
Category Leaders	203-204
Individual Honors	205

MEDIA SERVICES

Media Services	207-208
--------------------------	---------

2017-18 QUICK FACTS

UNIVERSITY INFORMATION

Location Provo, Utah
Founded Oct. 15, 1875
Elevation 4,553 feet
Enrollment 33,360
Nickname Cougars
Mascot Cosmo
Colors Blue and White
Arena (capacity) Marriott Center (18,987)
Conference West Coast Conference
President Kevin J Worthen
Athletics Director Tom Holmoe

BYU TEAM INFORMATION

2016-17 Overall Record 22-12
Conference Record/Finish 12-6 (3rd WCC)
2017 Postseason NIT, 0-1
 lost to UT Arlington, 89-105 (NIT First Round)
2017 Final National Ranking NR/NR
Starters Returning/Lost 4/2
Lettermen Returning/Lost 10/9
Newcomers 4

BASKETBALL STAFF

Head Coach Dave Rose
Alma Mater (year) Houston (1983)
Record at School (years) 305-111 (13th year)
Career Division I Record (years) same
Best time/day to reach coach Call SID
Basketball Office Fax (801) 422-5965
Associate Head Coach (Alma Mater, year)
 Heath Schroyer (Armstrong Atlantic State, 1995)
Assistant Head Coach (Alma Mater, year)
 Tim LaComb (Utah, 2006)
Assistant Coach (Alma Mater, year)
 Quincy Lewis (Wagner, 1993)
Director of Basketball Operations (Alma Mater, year)
 Andrew May (BYU, 2010)

PROGRAM HISTORY

First Year of Basketball 1903
Overall All-Time Record 1786-1071 (.625)
Winning Seasons 90 (last 2017)
Conference Championships 29 (last 2011)
Postseason Appearances (record) 42 (33-43)
Total NCAA Appearances (record) 29 (15-32)
Last NCAA Appearance 2015
Result (0-1) lost, NCAA First Round
 (Dayton) vs. Ole Miss, 94-90
Total NIT Appearances (Record) 13 (18-11)
Last NIT Appearance 2017
Result (0-1) lost vs. UT Arlington, 89-105

MEDIA RELATIONS

Basketball Media Relations Kyle Chilton
Office Phone 801-422-4909
Cell Phone 801-372-2080
Email kyle_chilton@byu.edu
Associate AD Communications Duff Tittle
Office Phone 801-422-8948
Cell Phone 801-372-4401
Email duff_tittle@byu.edu
Media Relations Main Office 801-422-8948
Media Relations Fax 801-422-0633
Website www.byucougars.com
Address 30 SFH, Provo, UT 84602-2239

SOCIAL MEDIA

Website BYUCougars.com
Twitter @BYUbasketball
Facebook /BYUbasketball
Instagram @BYUbasketball

MEDIA GUIDE CREDITS

Produced by Kyle Chilton
Editing by Kyle Chilton, Royce Hinton,
 Kristen Kerr, Tatiana Monsen and Bill Sorensen
Photography by Jaren Wilkey, Nate Edwards
Printing by BYU Print Services

TJ Haws







Elijah Bryant

The 2017-18 BYU men's basketball roster features five players with significant starting experience, 10 returning letterwinners and a talented crop of newcomers.

In 2016-17, the Cougars went 22-12 overall and 12-6 in the West Coast Conference and received a bid to the NIT – the program's 12th-straight postseason bid. Coach Dave Rose and his staff will look to lead BYU back to the NCAA tournament and a 13th-straight 20-win season in 2017-18.

RETURNING LETTERMEN

Sophomore guard TJ Haws (Alpine, Utah) headlines the four returning starters from last season. The 6-foot-4 guard played in and started all 34 games while averaging 13.8 points, 2.9 rebounds, 3.2 assists and 1.0 steal in 2016-17. Haws also hit a team-high 76 3-pointers, second all-time among BYU freshman. At the end of the regular season, Haws was named to the All-WCC First and All-WCC Freshman Teams.

Two-year starter and junior guard Nick Emery also returns after posting averages of 13.1 points, 3.0 rebounds, 2.4 assists and 1.6 steals. Emery was second on the team with 75 3-point field goals. When BYU defeated Loyola Marymount in the West Coast Conference Tournament, Emery became the 50th BYU player to reach 1,000 career points. He also joined Danny Ainge, Tyler Haws and Eric Mika as the only BYU players to reach 1,000 points as sophomores.

Forward Yoeli Childs returns for his sophomore season after posting one of the best freshman seasons in BYU history. Childs averaged 9.3 points, 8.2 rebounds and 1.4 blocks while starting 26 games. He finished the season first all-time among BYU freshmen in rebounds and second in rebounds per game, blocks, blocks per game and field goal percentage. Childs was named to

the All-WCC Freshman Team.

Despite struggling with injury issues throughout the season, Elijah Bryant turned in a successful sophomore year in his first season with the Cougars. The Gwinnett, Georgia native played in 23 games and started nine and posted averages of 11.7 points, 3.6 rebounds and 2.2 assists. Bryant's best game came at Portland when he scored a team season-high 39 points, leading him to earn conference and national player of the week honors.

Other returnees from last season's roster include Payton Dastrup and Braiden Shaw. Dastrup appeared in 24 games and posted season highs of nine points, five rebounds and two blocks. He demonstrated promise as a big that could score inside as well as outside.

Shaw played in 31 games and started twice, a two-game road sweep of Portland and Gonzaga. For the season, he averaged 1.4 points and 1.9 rebounds while shooting 58.1 percent from the field. He scored a career-best 10 points in a win against Utah State at Vivint Smart Home Arena and pulled down a career-high 11 rebounds at Portland, his first start.

Rose welcomes the return of four Cougars who played at least one year in the blue and white before serving missions for The Church of Jesus Christ of Latter-day Saints. Zac Seljaas, a 6-foot-7 guard, returns from serving in Iowa. As a freshman in 2015-16, the Bountiful, Utah, native was BYU's sixth man and averaged 7.6 points and 2.9 rebounds. Seljaas shot a BYU freshman record 50.0 percent from 3 while hitting 68 treys, third all-time for a Cougar freshman. His 68.5 percent effective field goal percentage also set a program record.

Also returning from missions are Ryan Andrus (Philadelphia), Dalton Nixon (Boston) and Luke

2017-18 SEASON PREVIEW

Worthington (Chile). Andrus and Nixon played their freshman seasons in 2014-15 while Worthington played two seasons before his mission (2013-15). Andrus, the tallest player on the roster at 6-foot-11, averaged 1.9 points and 1.4 rebounds and shot 54.5 percent from the field and 37.5 percent from 3. The American Fork, Utah, native had season highs of eight points and eight rebounds. Andrus hit two clutch free throws to seal BYU's upset win at No. 3/2 Gonzaga, the first of three-straight wins in the Kennel for the Cougars.

Nixon averaged 2.1 points and 1.7 rebounds in 2014-15 while shooting 100.0 percent from the free-throw line. The Orem, Utah, native had season highs of 10 points, four rebounds and four assists. Nixon brings versatility to the roster with his ability to play on the perimeter and in the post.

Worthington is one of the most experienced players on the team, having played in 64 games and made 24 starts in two seasons prior to his mission. As a sophomore in 2014-15, Worthington started 21 games while helping the Cougars receive an at-large bid to the NCAA tournament. Worthington has career highs of 12 points, six rebounds and two steals.

NEWCOMERS

Rose and his staff recruited from the junior college ranks to add a pair of talented guards to the roster. Jahshire Hardnett comes to BYU as a sophomore after a standout season at Chipola College where he earned first-team All-Panhandle Conference honors and was named Panhandle Conference Freshman of the Year. Hardnett, a 6-foot-0 guard from Gulfport, Mississippi, averaged 13.0 points, 2.9 rebounds, 3.9 assists and 1.8 steals. He was very efficient shooting the ball, hitting 56.0 percent from the field and 43.9 percent from the 3-point line.

Kajon Brown played last season at Lee College where he averaged 8.8 points, 3.1 rebounds and 1.4 assists while shooting 45.8 percent from the field. The athletic, 6-foot-5 wing from Harvey, Louisiana, proved to be a player who could fill up the stat sheet as he posted season highs of 28 points, six rebounds, five assists, four steals and five 3-pointers.

Rylan Bergersen, from Boise, Idaho, is the lone true freshman on the roster. The 6-foot-6 guard played the 2016-17 season at Link Year, a prep school in Branson, Missouri, after a successful high school career at Borah High School in Boise. At Link Year, Bergersen averaged 18 points, five rebounds and three assists while shooting 42 percent from 3. During his senior season at Borah, Bergersen led his team to the semifinals of the 5A state tournament while averaging 15.5 points, 5.7 rebounds, 3.0 assists, 1.4 blocks and 2.3 assists.



TJ Haws



Nick Emery

2017-18 SCHEDULE


DATE	OPPONENT	SITE
Oct. 25	Cougar Tipoff (Exh)	Provo, Utah
Nov. 1	Westminster (Exh)	Provo, Utah
Nov. 8	Colorado College (Exh)	Provo, Utah
Nov. 11	Mississippi Valley State	Provo, Utah
Nov. 15	at Princeton	Princeton, New Jersey
Nov. 18	UT Arlington#	Provo, Utah
Nov. 21	Niagara#	Provo, Utah
Nov. 24	vs. Alabama#	Brooklyn, New York
Nov. 25	vs. Massachusetts#	Brooklyn, New York
Nov. 29	at Utah Valley	Orem, Utah
Dec. 2	at Utah State	Logan, Utah
Dec. 6	Illinois State	Provo, Utah
Dec. 9	vs. Weber State ^	Salt Lake City, Utah
Dec. 16	Utah	Provo, Utah
Dec. 21	Idaho State	Provo, Utah
Dec. 23	Texas Southern	Provo, Utah
Dec. 28	Portland*	Provo, Utah
Dec. 30	Saint Mary's*	Provo, Utah
Jan. 4	at San Francisco*	San Francisco, California
Jan. 6	at Pacific*	Stockton, California
Jan. 11	Pepperdine*	Provo, Utah
Jan. 13	at Santa Clara*	Santa Clara, California
Jan. 18	Loyola Marymount*	Provo, Utah
Jan. 20	San Diego*	Provo, Utah
Jan. 25	at Saint Mary's*	Moraga, California
Jan. 27	Pacific*	Provo, Utah
Feb. 1	at Loyola Marymount*	Los Angeles, California
Feb. 3	at Gonzaga*	Spokane, Washington
Feb. 8	Santa Clara*	Provo, Utah
Feb. 10	San Francisco*	Provo, Utah
Feb. 15	at Pepperdine*	Malibu, California
Feb. 17	at San Diego*	San Diego, California
Feb. 22	at Portland*	Portland, Oregon
Feb. 24	Gonzaga*	Provo, Utah
Mar. 1-6	WCC Championships	Las Vegas, Nevada

Home Games in Bold

Barclays Center Classic

^ Beehive Classic

* WCC Game



Zac Seljaas



Payton Dastrup

2017-18 ROSTER

2017-18 BYU NUMERICAL ROSTER

No.	Name	Pos.	Ht.	Wt.	Yr.	Exp	Hometown (Previous School)
0	Jahshire Hardnett	G	6-0	185	So.	TR	Gulfpport, Mississippi (Chipola)
1	Rylan Bergersen	G	6-6	200	Fr.	HS	Boise, Idaho (Link Year)
2	Zac Seljaas	G	6-7	215	So.	1L	Bountiful, Utah (Bountiful HS)
3	Elijah Bryant	G	6-5	210	Jr.	1L	Gwinnett, Georgia (Elon)
4	Nick Emery	G	6-2	185	Jr.	2L	Alpine, Utah (Lone Peak HS)
10	Ryan Andrus	F	6-11	240	So.	1L	American Fork, Utah (American Fork HS)
13	Kajon Brown	G	6-5	200	Jr.	TR	Harvey, Louisiana (Lee College)
15	Payton Dastrup	F	6-10	250	So.	1L	Mesa, Arizona (Mountain View HS)
21	Evan Troy	G	6-5	180	So.	SQ	Longview Washington (Mark Morris HS)
23	Yoeli Childs	F	6-8	225	So.	1L	South Jordan, Utah (Bingham HS)
24	McKay Cannon	G	6-0	185	Jr.	TR	Shelley, Idaho (Weber State)
30	TJ Haws	G	6-4	170	So.	1L	Alpine, Utah (Lone Peak HS)
31	Braiden Shaw	F	6-9	210	Jr.	2L	Eagle, Idaho (Eagle HS)
33	Dalton Nixon	F	6-7	215	So.	1L	Orem, Utah (Orem HS)
41	Luke Worthington	F	6-10	235	Jr.	2L	Mequon, Wisconsin (Homestead HS)

COACHING STAFF

Head Coach:	Dave Rose, 13th year (Houston, 1983)
Overall/BYU Record:	305-111 (13th year)
Associate Head Coach:	Heath Schroyer, 1st year (Armstrong Atlantic State, 1995)
Assistant Head Coach:	Tim LaComb, 8th year (Utah, 2006)
Assistant Coach:	Quincy Lewis, 3rd year (Wagner, 1993)
Director Basketball Operations:	Andrew May, 3rd year (BYU, 2010)
Coordinator of Player Development:	Garrett Faucette, 6th year (BYU, 2008)
Graduate Assistant:	Lee Cumppard, 2nd year (BYU, 2009)
Strength and Conditioning Coach:	Erick Schork, 2nd year (Springfield, 1995)
Team Trainer:	Robert Ramos, 16th year (BYU, 1995)

PRONUNCIATION GUIDE

Yoeli Childs	YO-lee
Jahshire Hardnett	jaw-SHEER
Zac Seljaas	SELL-yus
Braiden Shaw	BRAY-den



Braiden Shaw



Ryan Andrus

STATE BREAKDOWN

Arizona Payton Dastrup	Utah Ryan Andrus Yoeli Childs Nick Emery TJ Haws Dalton Nixon Zac Seljaas
Georgia Elijah Bryant Colby Leifson	Washington Evan Troy
Idaho Rylan Bergersen McKay Cannon Braiden Shaw	
Louisiana Kajon Brown	
Mississippi Jahshire Hardnett	

CLASS BREAKDOWN

Freshman Rylan Bergersen	Junior Kajon Brown Elijah Bryant McKay Cannon Nick Emery Braiden Shaw Luke Worthington
Sophomore Ryan Andrus Yoeli Childs Payton Dastrup Jahshire Hardnett TJ Haws Dalton Nixon Zac Seljaas Evan Troy	Senior None

2017-18 ROSTER BREAKDOWN

LINEUP BREAKDOWN

STARTERS RETURNING (4)

No.	Name	Pos.	Ht.	Wt.	Yr.
3	Elijah Bryant	G	6-5	210	Jr.
4	Nick Emery	G	6-2	185	Jr.
23	Yoeli Childs	F	6-8	225	So.
30	TJ Haws	G	6-4	170	So.

OTHER LETTERMEN RETURNING (6)

No.	Name	Pos.	Ht.	Wt.	Yr.
2	Zac Seljaas	G	6-7	215	So.
10	Ryan Andrus	F	6-11	240	So.
15	Payton Dastrup	F	6-10	250	So.
31	Braiden Shaw	F	6-9	210	Jr.
33	Dalton Nixon	F	6-7	215	So.
41	Luke Worthington	F	6-10	235	Jr.

ELIGIBLE TRANSFERS (2)

No.	Name	Pos.	Ht.	Wt.	Yr.
0	Jahshire Hardnett	G	6-0	185	So.
13	Kajon Brown	G	6-5	200	Jr.

FRESHMEN (1)

No.	Name	Pos.	Ht.	Wt.	Yr.
1	Rylan Bergersen	G	6-6	200	Fr.

STARTERS LOST (2)

No.	Name	Pos.	Ht.	Wt.	Yr.
12	Eric Mika	F	6-10	230	So.
5	L.J. Rose	G	6-3	200	Sr.

OTHER LETTERMEN LOST (8)

No.	Name	Pos.	Ht.	Wt.	Yr.
2	Zach Frampton	G	6-3	185	Fr.
5	L.J. Rose	G	6-3	200	Sr.
10	Steven Beo	G	6-3	180	Fr.
13	Colby Leifson	G	6-4	190	Fr.
21	Kyle Davis	F	6-8	225	Sr.
24	Davin Guinn	G	6-5	190	Jr.
40	Jamal Aytes	F	6-6	235	Jr.
44	Corbin Kaufusi	F	6-10	260	Jr.

RETURNING PRODUCTION

POINTS

TJ Haws	13.8
Nick Emery	13.1
Elijah Bryant	11.7
Yoeli Childs	9.3
Zac Seljaas	7.6

REBOUNDS

Yoeli Childs	8.2
Elijah Bryant	3.6
Nick Emery	3.0
Zac Seljaas	2.9
TJ Haws	2.9

ASSISTS

TJ Haws	3.2
Nick Emery	2.4
Yoeli Childs	1.2
Zac Seljaas	1.2

BLOCKS

Yoeli Childs	1.4
Zac Seljaas	0.5

STEALS

Nick Emery	1.4
Kyle Davis	0.7
Eric Mika	0.5

RETURNING STATISTICAL LEADERS

Minutes	TJ Haws	30.6
Points	TJ Haws	13.8
Field Goals	Nick Emery	152
Field Goal Pct.	Yoeli Childs	.550
3-Pointers	TJ Haws	76
3-Point FG Pct.	Zac Seljaas	.500
Free Throws	TJ Haws	100
Free-Throw Pct.	Nick Emery	.829
Rebounds	Yoeli Childs	8.2
Assists	TJ Haws	3.2
Blocks	Kyle Davis	1.4
Steals	Nick Emery	1.4



KAJON BROWN

JUNIOR • GUARD • 6-5 • 200

13





KAJON BROWN

JUNIOR • GUARD

6-5 • 200

HARVEY, LOUISIANA

LEE COLLEGE



HISTORY OF #13

Austin Ainge	2002-07
Kent Durrant	1948-49, 50-51
Andrew Johnston	2013-14
Tom Karren	1951-54
Colby Leifson	2016-17
Robert Orr	1940-43
Dane Runia	2001-02
Andy Toolson	1984-85, 87-90
Ron Turner	1954-55
Michael Vranes	1996-97, 98-01
Vern Whatcott	1948-50
Brock Zylstra	2006-07, 09-13

BEFORE BYU

- Played his sophomore season at Lee College in 2016-17 and helped the Runnin' Rebels to a record of 21-11 overall and 13-6 in conference play
- Averaged 8.8 points, 3.1 rebounds and 1.4 assists while shooting 45.8 percent from the field
- Posted season highs of 28 points, six rebounds, five assists, four steals and five 3-pointers
- Scored in double figures 11 times
- Played his freshman season at Tulsa
- Prepped at Helen Cox High School
- As a senior averaged 14.0 points, 7.5 rebounds and 3.0 assists while leading Helen Cox to the District 8-5A title the third round of the state playoffs
- Earned all-district honors as a junior and a senior
- Following high school played for the New Orleans Elite at tournaments in Dallas and Indianapolis on the Adidas Gauntlet Circuit

PERSONAL

- Parents are Catherine and Kenneth Wright
- Father George Brown is deceased
- Has five brothers and four sisters

2016-17 (at Lee College)

Opponent	MP	FG	3FG	FT	REB	PF	A	TO	B	S	PTS
vs Odessa College	NA	3-5	1-2	2-2	1-5-6	1	0	4	0	2	9
vs Western Texas	NA	0-1	0-0	1-2	2-1-3	2	1	1	0	0	1
vs Midland College	NA	4-7	1-3	3-3	0-3-1	1	2	1	0	0	12
at Seminole State	40	0-2	0-1	4-6	0-3-3	1	2	1	0	0	4
at Redlands CC	NA	1-4	1-2	2-2	0-2-2	4	0	4	0	1	5
Victoria College	14	3-4	2-3	0-0	2-3-5	1	0	0	0	1	8
LoSC-Kingwood	19	0-2	0-0	0-0	1-2-3	3	0	0	0	0	0
Houston CC	25	8-12	2-5	7-7	4-2-6	1	5	1	0	4	25
LoSC-Cy Fair	21	2-7	0-1	3-5	2-2-4	3	3	1	0	1	7
Paris Junior College	25	5-8	5-8	0-1	3-0-3	3	1	2	0	0	15
at Bossier Parish CC	NA	8-15	0-2	1-1	1-2-3	2	3	3	0	1	17
Kilgore College	NA	6-14	3-5	0-0	1-0-1	1	4	0	3	3	15
LoSC-Tomball	20	4-7	1-2	0-0	1-3-4	1	1	1	0	3	9
Baton Rouge CC	27	9-11	5-7	5-6	1-0-1	2	2	0	0	0	28
at Tyler JC	NA	3-8	1-4	1-2	3-2-5	1	1	1	0	2	8
Trinity Valley College	25	1-7	1-6	3-4	2-2-4	1	1	2	0	1	6
at Navarro College	NA	6-9	0-2	3-4	0-3-3	4	3	3	0	0	15
Panola College	NA	3-7	0-2	0-0	0-2-2	3	0	2	0	2	6
at SJC-Central	NA	1-3	1-1	0-0	2-1-3	0	0	1	0	0	3
Coastal Bend College	NA	4-9	0-3	0-0	4-1-5	1	1	1	0	0	8
at LaSC-Port Arthur	NA	1-3	0-1	2-4	1-2-3	2	2	2	1	0	4
Angelina College	19	4-4	2-2	1-4	2-1-3	1	1	1	0	0	11
Blinn College	NA	3-9	2-6	4-4	3-0-3	2	2	2	0	0	12
at Coastal Bend	NA	5-12	0-2	3-3	2-1-3	1	2	1	0	1	13
SJC-Central	NA	1-6	0-2	2-2	2-1-3	2	1	3	0	0	4
LaSC-Port Arthur											DNP
at Jacksonville College	NA	0-1	0-1	0-0	0-1-1	2	0	0	0	0	0
at Angelina College	17	0-1	0-0	2-4	0-2-2	1	1	1	0	2	2
at Jacksonville College	NA	1-6	0-3	1-2	1-0-1	0	1	0	0	1	3
at Blinn College	18	4-7	1-3	4-4	1-2-3	0	2	3	0	1	13
vs Tyler JC	18	0-2	0-1	0-1	1-1-2	2	0	0	0	1	0
vs SJC-Central	19	3-10	0-3	3-6	1-1-2	1	1	1	0	0	9

CAREER STATISTICS

YEAR	GP-GS	MP	FG-FGA	PCT	3FG-A	PCT	FT-FTA	PCT	O-D-REB	AVG	PF-FO	A	TO	BLK	STL	PTS	AVG
2015-16*	6-1	3.0	0-1	.000	0-1	.000	0-0	.000	1-0-1	0.2	3-0	2	0	0	1	0	0.0
2016-17#31-22	NA	93-203	.458	29-83	.349	57-79	.722	44-51-95	3.1	50-0	43	43	4	27	272	8.8	
TOTAL	37-23	NA	93-204	.456	29-84	.345	57-79	.722	45-51-96	2.6	53-0	45	43	4	28	272	7.4

*Tulsa

#Lee College

CAREER HIGHS (LEE COLLEGE)

Points: 28 vs. Baton Rouge CC – 12/17/16
 Rebounds: 6 (2x) last vs. Houston CC – 11/19/16
 Assists: 5 vs. Houston CC – 11/19/16
 Steals: 4 vs. Houston CC – 11/19/16
 Blocks: 3 vs. Kilgore College – 12/7/16
 FG made: 9 vs. Baton Rouge CC – 12/17/16
 FG attempts: 12 (2x) last at Coastal Bend College, 2/11/17
 3FG made: 5 vs. Baton Rouge CC – 12/17/16
 3FG attempts: 7 vs. Baton Rouge CC – 12/17/16
 FT made: 7 vs. Houston CC – 11/19/16
 FT attempts: 7 vs. Houston CC – 11/19/16

ELIJAH BRYANT

JUNIOR • GUARD • 6-5 • 210

3



ELIJAH BRYANT



ELIJAH BRYANT

JUNIOR • GUARD
6-5 • 210
GWINNETT, GEORGIA
ELON



HISTORY OF #3

Mark Bigelow	1998-99, 01-04
David Castleton	1997-98
Bob Craig	1948-51
Tyler Haws	2009-10, 12-15
Ralph Olsen	1950-52
Robbie Reid	1993-95
Don Snedaker	1939-40
Neil Stephens	1952-53
Keena Young	2004-07

JUNIOR (2016-17)

- Named the WCC Player of the Week (Feb. 27)
- Named the USBWA National Player of the Week (Feb. 27)
- Received the Sixth Man Award at the end of season banquet
- Played 23 games and started 9
- In WCC games was 9th in assists, 11th in scoring and 15th in assists
- His career-high 39 points at Portland were the second most points scored by a WCC player in 2016-17 and his 7 3-pointers were tied for the most by a WCC player
- Made 12 of 12 free throws at Portland, the most free throws made without a miss by a WCC player in 2016-17
- Posted season highs of 39 points (at Portland), 8 rebounds (twice), 6 assists (twice), 3 steals (at Gonzaga), 2 blocks (at San Francisco) and 7 3-point field goals (at Portland)
- Scored in double figures 14 times, led the team in scoring twice and assists 6 times

- Totaled 25 points while hitting 6 3s and added 6 boards and 6 assists at home vs. William & Mary
- Prepped at New Hampton School in New Hampshire
- Averaged 13 points, 4 boards and 4 assists in 2013-14
- Led the Huskies to the NEPSAC AAA final

PERSONAL

- Wife is Jenelle Fraga
- Parents are Tyree and Israel Bryant

SOPHOMORE (2015-16)

- Sat out due to NCAA transfer rules

BEFORE BYU

- Averaged 14.2 points, 4.2 rebounds, 2.7 assists and 1.3 steals as a freshman at Elon in 2014-15
- Named the Colonial Athletic Conference Rookie of the Year and earned third-team All-CAA and CAA All-Rookie Team honors
- Named the CAA Rookie of the Week six times
- Registered a double-double with 15 points and 10 boards at William & Mary
- Scored a career-best 32 points at Drexel



CAREER STATISTICS

YEAR	GP-GS	MP	FG-FGA	PCT	3FG-A	PCT	FT-FTA	PCT	O-D-REB	AVG	PF-FO	A	TO	BLK	STL	PTS	AVG
2014-15*	33-13	25.5	147-385	.382	44-126	.349	130-173	.751	45-93-138	4.2	87-1	89	115	13	42	468	14.2
2016-17	23-9	24.7	83-195	.426	25-90	.278	78-98	.796	15-68-83	3.6	51-2	51	36	8	21	269	11.7
TOTAL#	23-9	24.7	83-195	.426	25-90	.278	78-98	.796	15-68-83	3.6	5-2	51	36	8	21	269	11.7
TOTAL ^	56-22	25.2	230-580	.397	69-216	.319	208-271	.768	60-161-221	3.9	138-3	140	151	21	63	737	13.2

*Elon #BYU only ^BYU and Elon

CAREER CONFERENCE STATISTICS

YEAR	GP-GS	MP	FG-FGA	PCT	3FG-A	PCT	FT-FTA	PCT	O-D-REB	AVG	PF-FO	A	TO	BLK	STL	PTS	AVG
2016-17	16-7	27.1	68-149	.456	23-67	.343	52-67	.776	11-49-60	3.8	38-2	43	26	6	15	211	13.2
TOTAL	16-7	27.1	68-149	.456	23-67	.343	52-67	.776	11-49-60	3.8	38-2	43	26	6	15	211	13.2

CAREER CONFERENCE TOURNAMENT STATISTICS

YEAR	GP-GS	MP	FG-FGA	PCT	3FG-A	PCT	FT-FTA	PCT	O-D-REB	AVG	PF-FO	A	TO	BLK	STL	PTS	AVG
2016-17	2-2	28.0	7-18	.389	1-7	.143	11-14	.786	2-2-4	2.0	5-0	0	2	1	2	26	13.0
TOTAL	2-2	28.0	7-18	.389	1-7	.143	11-14	.786	2-2-4	2.0	5-0	0	2	1	2	26	13.0

CAREER HIGHS

Points: 39 at Portland – 02/23/17
 Rebounds: 8 (2x) last vs. San Diego – 02/16/17
 Assists: 6 (2x) last at Portland – 02/23/17
 Steals: 3 at Gonzaga – 02/25/17
 Blocks: 2 at San Francisco – 02/11/17
 FG made: 10 at Portland – 02/23/17
 FG attempts: 17 at Portland – 02/23/17
 3FG made: 7 at Portland – 02/23/17
 3FG attempts: 12 at Portland – 02/23/17
 FT made: 12 at Portland – 02/23/17
 FT attempts: 12 at Portland – 02/23/17

MISCELLANEOUS

	16-17	Career
Double-Figure Points	14 (9-5)	14 (9-5)
20-plus Points	1 (1-0)	1 (1-0)
3-plus Steals	1 (1-0)	1 (1-0)
3-plus 3-point FG	1 (1-0)	1 (1-0)
Scoring Leader	2 (2-0)	2 (2-0)
Assist Leader	6 (4-2)	6 (4-2)

ELIJAH BRYANT

2014-15 (at Elon)

2016-17

Opponent	MP	FG	3FG	FT	REB	PF	A	TO	B	S	PTS
Florida Atlantic	19	4-9	0-3	2-2	0-1-1	3	1	5	0	0	10
Charlotte	18	5-14	0-3	4-4	3-1-4	4	0	3	0	1	14
at Northwestern	29	7-15	0-0	2-2	2-4-6	4	4	8	0	2	16
vs Morgan State	25	6-11	0-0	6-6	1-5-6	2	2	6	0	2	18
vs North Florida	23	3-12	2-6	2-2	1-1-2	5	2	4	0	0	10
at Miami (OH)	17	3-12	1-6	3-4	3-1-4	4	2	0	1	2	10
Virginia Univ. of Lynchburg	20	6-13	1-3	2-3	1-3-4	1	4	1	0	3	15
Central Pennsylvania	16	3-8	0-1	2-3	1-3-4	0	2	4	1	0	8
at Missouri	12	0-8	0-3	2-2	0-1-1	2	0	3	0	1	2
at Duke	18	0-8	0-2	2-2	1-1-2	1	4	3	0	3	2
at UNCG	20	6-8	2-2	6-9	1-3-4	3	1	4	0	2	20
at Kennesaw State	25	9-15	4-6	3-4	0-2-2	4	5	4	2	2	25
Marist	24	4-11	0-2	5-8	0-3-3	1	0	5	1	0	13
at DREXEL	29	10-20	3-4	9-10	3-4-7	4	3	5	0	0	32
at Towson	26	5-15	1-2	1-6	0-0-0	4	4	1	0	2	12
William & Mary	26	6-16	6-8	7-8	2-4-6	2	6	3	2	0	25
Hofstra	28	2-15	1-7	2-4	0-4-4	3	3	1	1	0	7
College of Charleston	30	6-12	2-6	5-8	0-2-2	4	4	6	0	2	19
at James Madison	21	1-7	1-4	6-6	1-0-1	2	2	6	0	1	9
Towson	18	3-12	1-4	4-5	3-1-4	4	1	2	1	1	11
Delaware	17	2-4	0-0	6-8	3-1-4	4	2	0	0	1	10
at UNCW	26	5-13	1-4	6-8	1-5-6	4	4	4	0	1	17
at Northeastern	34	5-13	0-4	3-6	0-6-6	4	3	4	0	1	13
Drexel	33	2-11	1-4	2-2	0-1-1	2	3	3	2	2	7
at Hofstra	31	5-12	3-4	2-4	1-4-5	2	2	8	0	1	15
at William & Mary	35	5-15	1-4	4-4	3-7-10	2	3	2	1	1	15
James Madison	28	6-10	3-5	3-3	3-2-5	3	6	2	0	1	18
at College of Charleston	24	5-10	1-4	9-13	1-1-2	4	2	1	0	3	20
at Delaware	29	2-6	0-4	6-8	2-7-9	2	5	5	0	1	10
Northeastern	29	5-12	1-3	5-7	3-5-8	0	4	5	0	3	16
UNCW	34	5-14	2-5	1-2	1-7-8	1	2	3	1	1	13
vs Towson	42	7-16	4-9	3-5	2-1-3	1	1	0	0	0	21
vs William & Mary	34	4-8	2-4	5-5	2-2-4	1	2	4	0	2	15

Opponent	MP	FG	3FG	FT	REB	PF	A	TO	B	S	PTS
Princeton	15	1-6	0-2	3-4	2-4-6	2	1	1	0	1	5
Coppin State	21	3-7	0-3	5-5	0-7-7	1	3	3	0	2	11
Coastal Carolina	20	3-9	1-6	2-2	0-5-5	2	3	1	1	0	9
vs Saint Louis	6	0-2	0-2	0-0	0-0-0	0	0	0	0	0	0
vs Valparaiso	15	1-4	0-3	5-6	0-1-1	3	1	3	0	1	7
Utah Valley											DNP
vs Utah State											DNP
vs USC											DNP
Weber State											DNP
Colorado											DNP
vs Illinois											DNP
Idaho State											DNP
CSU Bakersfield											DNP
Santa Clara											DNP
at Loyola Marymount											DNP
at Saint Mary's	19	4-12	2-5	1-1	0-2-2	4	0	1	0	0	11
Pacific	20	5-7	2-3	5-6	0-1-1	0	3	2	0	0	17
San Francisco	33	4-7	1-2	5-7	1-4-5	3	3	1	1	0	14
at San Diego	17	2-7	0-2	1-3	2-1-3	4	2	1	0	1	5
Pepperdine	20	5-8	2-2	3-3	1-2-3	1	1	1	1	1	15
at Pacific	29	4-9	1-4	0-1	1-2-3	2	3	0	0	1	9
at Santa Clara	27	5-8	0-2	3-4	0-3-3	2	3	2	0	1	13
Loyola Marymount	27	3-7	0-2	2-4	1-7-8	1	3	3	0	2	8
Conzaga	33	4-13	1-6	3-4	1-2-3	5	5	1	0	1	12
Portland	14	1-4	0-3	3-4	0-3-3	1	2	3	0	0	5
at Pepperdine	34	5-10	2-7	3-4	0-1-1	1	6	3	1	2	15
at San Francisco	23	3-6	1-3	4-6	0-3-3	4	0	3	2	1	11
San Diego	37	5-13	0-3	5-6	1-7-8	2	1	0	0	1	15
Saint Mary's	29	3-8	2-4	0-0	1-3-4	5	2	1	0	1	8
at Portland	35	10-17	7-12	12-12	1-4-5	0	6	4	1	0	39
at Gonzaga	37	5-13	2-7	2-2	1-4-5	3	3	0	0	3	14
vs Loyola Marymount	26	5-10	1-4	4-4	1-1-2	4	0	2	0	2	15
vs Saint Mary's	30	2-8	0-3	7-10	1-1-2	1	0	0	1	0	11
UT Arlington											DNP



McKAY CANNON

JUNIOR • GUARD • 6-0 • 185

24



McKAY CANNON



McKAY CANNON

JUNIOR • GUARD
6-0 • 185
SHELLEY, IDAHO
WEBER STATE



HISTORY OF #24

Greg Ballif	1977-82
Dave Barber	1959-60
Frank Bartley IV	2013-15
Gary Batiste	1974-75
Grant Berges	1993-97
Jeff Chatman	1984-88
Larry Crowley	1957-58, 59-61
Ryan Cuff	1992-93
Paul Drecksel	1982-84, 86-88
Davin Guinn	2015-17
Damarcus Harrison	2011-12
Ken James	1964-67
Robert Jones	1990-92
Sean Kelly	1997-98
Steve Kelly	1968-71
Terrell Lyday	1999-01
Ben Murdock	2006-08
Gifford Nielsen	2001-02
Doug Richards	1970-74
Mel Wilkes	1955-58

BEFORE BYU

- Played his freshman and sophomore seasons at Weber State where he appeared in 67 games and made 40 starts
- As a sophomore in 2016-17 averaged 2.6 points, 1.2 rebounds and 1.5 assists per game
- Played in 35 games and started 33 as a freshman in 2015-16
- Helped Weber State win the Big Sky regular season and tournament titles and earn a trip to the NCAA tournament
- Averaged 5.5 points, 2.0 rebounds and 2.7 assists and added 32 steals and 41 3-pointers
- Scored in double figures six times, including a 10-point, five-assist and six-steal performance against Xavier in the 2016 NCAA Tournament
- Prepped at Shelley High School for coach Dave Hadley
- Is the all-time leading scorer in Shelley High School history with 1,410 points
- As a senior in 2012-13 averaged 19.8 points, 4.6 rebounds, 4.1 assists and 1.7 steals
- Was named the Idaho State Journal Boys 3A Basketball Player of the Year and first-team all-state while leading Shelley to the 3A title game
- Was named the Post Register All-Area Boys Player of the Year
- As a junior averaged 16.4 points, 5.0 assists and 2.5 steals
- Earned second-team all-state honors
- Named to the Post Register All-Area First Team
- Played wide receiver and defensive back and helped Shelley win the Idaho 3A state title

PERSONAL

- Married former Weber State track athlete Maddie Ball in September 2016
- Parents are Seth and Jennifer Cannon
- Has four siblings: Carter, Stockton, Austin, Brinley
- Served a two-year mission for The Church of Jesus Christ of Latter-day Saints in Chile from 2013-15

CAREER STATISTICS

YEAR	GP-GS	MP	FG-FGA	PCT	3FG-A	PCT	FT-FTA	PCT	O-D-REB	AVG	PF-FO	A	TO	BLK	STL	PTS	AVG
2015-16*	34-32	21.0	56-144	.389	39-104	.375	32-45	.711	9-58-67	2.0	82-0	91	51	1	28	183	5.4
2016-17*	32-7	13.8	24-66	.364	16-49	.327	19-25	.760	5-33-38	1.2	41-1	49	17	2	9	83	2.6
TOTAL	66-39	17.5	80-210	.381	55-153	.359	51-70	.729	14-91-105	1.6	123-1	140	68	3	37	266	4.0

*Weber State

CAREER HIGHS

Points: 14 vs. Drake - 11/24/15
 Rebounds: 5 at Utah Valley - 12/09/15
 Assists: 6 vs. Portland State - 02/13/16
 Steals: 4 (2x) last vs. Xavier - 03/18/16
 Blocks: 1 (2x) last vs. Portland State - 02/11/17
 FG made: 4 (3x) last vs. Xavier - 03/18/16
 FG attempts: 12 vs. Xavier - 03/18/16
 3FG made: 4 vs. Drake - 11/24/15
 3FG attempts: 8 vs. Xavier - 03/18/16
 FT made: 4 vs. Portland - 12/18/15
 FT attempts: 5 vs. Utah Valley - 12/17/16

McKAY CANNON

2015-16 (at Weber State)

2016-17 (at Weber State)

Opponent	MP	FG	3FG	FT	REB	PF	A	TO	B	S	PTS
Utah State	23	2-4	1-3	2-3	1-3-4	3	1	2	0	1	7
at South Dakota State	24	3-5	2-3	0-0	0-2-2	4	2	1	0	3	8
Antelope Valley	18	3-6	1-4	0-0	0-3-3	2	2	1	0	1	7
vs Central Michigan	30	1-5	0-3	2-3	1-1-2	1	3	1	0	0	4
vs Drake	28	4-6	4-6	2-2	2-0-2	2	3	2	0	1	14
vs Murray State	15	1-3	1-2	2-2	0-1-1	4	2	0	1	0	5
Pacific Union College	20	4-4	2-2	0-0	0-2-2	3	2	0	0	0	10
vs BYU	10	0-1	0-1	0-0	0-0-0	0	1	0	0	0	0
at Utah Valley	36	1-8	1-4	1-2	0-5-5	4	4	2	0	1	4
at Denver	27	1-7	1-7	0-0	1-1-2	2	4	2	0	1	3
vs Portland	29	2-8	1-5	4-4	1-3-4	2	4	2	0	4	9
South Dakota State	11	1-2	1-2	0-0	0-1-1	3	1	3	0	1	3
Multnomah	17	2-4	2-4	2-4	0-3-3	0	5	0	0	0	8
Idaho State	27	2-5	2-2	0-0	0-4-4	2	3	1	0	2	6
North Dakota	13	0-4	0-2	2-2	1-1-2	4	0	0	0	0	2
at Portland State	21	3-4	1-2	0-0	0-3-3	1	5	2	0	0	7
at Sacramento State	17	2-2	2-2	0-1	0-3-3	4	5	4	0	1	6
at Idaho State	20	2-7	2-7	2-2	0-2-2	4	1	4	0	0	8
Southern Utah	21	1-4	1-3	0-0	0-2-2	0	4	1	0	2	3
at North Dakota	11	0-4	0-2	0-0	0-0-0	2	1	2	0	1	0
Sacramento State	16	0-3	0-2	0-0	0-0-0	2	3	0	0	0	0
Portland State	30	3-7	1-4	2-2	0-2-2	2	6	2	0	1	9
at Southern Utah	12	0-0	0-0	1-2	0-0-0	2	1	0	0	0	1
Montana State	21	0-3	0-3	0-0	0-2-2	2	1	2	0	0	0
Montana	17	0-2	0-1	0-0	0-3-3	2	0	0	0	0	0
at Idaho	28	3-4	2-3	1-2	0-2-2	4	3	1	0	0	9
vs Xavier	37	4-12	2-8	0-0	2-0-2	1	5	2	0	4	10

Opponent	MP	FG	3FG	FT	REB	PF	A	TO	B	S	PTS
Antelope Valley	26	2-3	2-2	0-0	0-3-3	3	3	0	0	0	6
at Pepperdine	31	0-3	0-3	2-2	0-3-3	1	1	2	0	0	2
at Stanford	20	1-4	0-2	2-2	0-3-3	0	4	1	0	1	4
Denver	16	0-3	0-3	2-2	0-1-1	2	0	1	0	1	2
at BYU	8	0-0	0-0	0-0	0-0-0	0	0	0	1	0	0
West Coast Baptist	23	1-5	1-3	0-0	1-2-3	0	1	1	0	1	3
Utah Valley	23	2-3	1-1	2-5	1-2-3	2	1	0	0	1	7
at Utah State	13	2-2	0-0	0-0	0-0-0	1	3	0	0	0	4
at Montana State	19	1-4	1-4	0-0	0-1-1	0	4	0	0	1	3
at Montana	9	0-1	0-1	0-0	0-1-1	3	1	0	0	0	0
Idaho	17	0-1	0-1	0-0	0-1-1	5	4	1	0	0	0
Eastern Washington	7	0-1	0-1	0-0	0-0-0	0	1	0	0	0	0
at North Dakota	12	0-1	0-1	0-0	0-0-0	1	2	2	0	2	0
at Northern Colorado	10	0-2	0-2	2-2	0-0-0	2	1	0	0	1	2
at Idaho State	8	1-3	1-2	1-2	0-0-0	0	2	0	0	1	4
Idaho State	13	2-4	1-2	0-0	0-2-2	2	1	1	0	0	5
Southern Utah	11	2-2	2-2	0-0	0-3-3	2	2	1	0	0	6
Northern Arizona	12	1-1	1-1	0-0	0-0-0	0	0	0	0	0	3
at Sacramento State	12	1-1	1-1	0-0	0-1-1	1	3	1	0	0	3
at Portland State	9	0-1	0-1	0-0	0-0-0	0	0	1	1	0	0
Northern Colorado	6	1-1	0-0	0-0	0-1-1	0	0	0	0	0	2
at Eastern Washington	14	2-4	1-3	2-2	0-2-2	1	2	0	0	0	7
at Idaho	2	0-0	0-0	0-0	0-0-0	0	0	1	0	0	0
Montana	15	0-1	0-0	2-2	1-0-1	1	4	0	0	0	2
Montana State	8	0-2	0-1	0-0	0-1-1	1	2	0	0	0	0
vs North Dakota	7	1-1	1-1	0-0	0-0-0	0	0	0	0	0	3
at Cal State Fullerton	17	0-1	0-0	0-1	0-1-1	2	4	0	0	0	0
at Texas A&M-CC	3	0-0	0-0	0-0	0-0-0	0	0	1	0	0	0



NICK EMERY

JUNIOR • GUARD • 6-2 • 185

4





NICK EMERY

JUNIOR • GUARD
6-2 • 185
ALPINE, UTAH
LONE PEAK HS



HISTORY OF #4

Paul Briggs	1988-92
Joshua Burgess	2003-05
Van Burgess	1952-55
Todd Christensen	1994-95, 97-00
Randy Clark	1946-49
Jackson Emery	2005-06, 08-11
John Fish	1988-89, 91-94
Chris Handy	1997-98
Luiz Lemes	2002-04
Don Malmrose	1950-52
Jesse Pinegar	2000-02
Michael Smith	1983-84, 86-89
Frank Wiemer	1938-41

SOPHOMORE (2016-17)

- A team captain
- Named an NSCA Strength and Conditioning All-American Athlete of the Year
- Received the Outstanding Defensive Player and Best Conditioned Perimeter Player Awards at the end of season banquet
- Nationally was 93rd in total steals, 108th in steals per game, 136th in 3-point field goal attempts, 144th in 3-point field goals made and 204th in 3-point field goals per game
- In the WCC was 2nd in free-throw percentage, 2nd in steals, 5th in 3-point field goals per game, T-14th in scoring and 15th in assists
- Posted season highs of 37 points (Utah Valley), 8 rebounds (Princeton), 6 assists (Weber State), 5 steals (at Saint Mary's) and 5 3-point field goals (4 times)
- Scored in double figures 20 times and had 20-plus points 8 times
- Had 3-plus steals 8 times and 3-plus 3-pointers 13 times
- Led the team in scoring 7 times and assists 4 times

FRESHMAN (2015-16)

- Named to the All-West Coast Conference Second Team and the All-WCC Freshman Team
- Named the WCC Player of the Week (Feb. 15)
- Named to the WCC All-Tournament Team
- The College Sports Madness All-High Major Freshman of the Year
- Received the Competitive Spirit Award at the team banquet

- Nationally was 23rd in 3-point field goal attempts, 25th in 3-point field goals made, 45th in field goal attempts, 59th in 3-point field goals per game, 77th in field goals made, 80th in 3-point field goal percentage, 90th in total points and 104th in steals
- Nationally among freshmen was 6th in 3-point field goals per game, 13th in scoring and 23rd in steals per game
- In the WCC was 3rd in free-throw percentage, 3rd in steals, 4th in 3-point field goals made, 10th in scoring and 13th in assists
- Tied the BYU single-game record for 3-point field goals with 10 at San Francisco
- Finished the 2015-16 season 4th all-time in 3-pointers in a single season at BYU, 3rd in games with 3-plus 3s, T-3rd for consecutive games with a 3, 4th in 3-pointers per game, T-5th in games with 5-plus 3s and 6th in 3-point field goal percentage
- Set the BYU freshman records for points in a single game, 3-pointers in a single game, games scoring in double figures, 3-point field goals, 3-point field goals per game and games with 3-plus and 5-plus 3-pointers
- Was second all-time among BYU freshmen for points, points per game, field goals made, steals and steals per game and was T-2nd for 20-point games and 3rd for free-throw percentage
- Is the only freshman in BYU history to score 30-plus points in back-to-back games
- Posted season highs of 37 points (San Francisco), 9 rebounds (San Diego), 7 assists (MVSU), 5 steals (Pepperdine), 2

CAREER STATISTICS

YEAR	GP-GS	MP	FG-FGA	PCT	3FG-A	PCT	FT-FTA	PCT	O-D-REB	AVG	PF-FO	A	TO	BLK	STL	PTS	AVG
2015-16	36-32	31.4	203-478	.425	97-253	.383	82-96	.854	18-108-126	3.5	100-6	91	53	4	52	585	16.3
2016-17	34-33	30.1	152-366	.415	75-202	.371	68-82	.829	4-99-103	3.0	100-4	82	69	9	55	447	13.1
TOTAL	70-65	30.8	355-844	.421	172-455	.378	150-178	.843	22-207-229	3.3	200-10	173	122	13	107	1032	14.7

CAREER CONFERENCE STATISTICS

YEAR	GP-GS	MP	FG-FGA	PCT	3FG-A	PCT	FT-FTA	PCT	O-D-REB	AVG	PF-FO	A	TO	BLK	STL	PTS	AVG
2015-16	18-18	31.1	103-239	.431	49-126	.389	37-46	.804	8-49-57	3.2	49-2	43	22	1	25	292	16.2
2016-17	18-17	29.0	66-160	.413	34-94	.362	28-37	.757	2-39-41	2.3	60-3	33	31	4	28	194	10.8
TOTAL	36-35	30.1	169-399	.424	83-220	.377	65-83	.783	10-88-98	2.7	109-5	76	53	5	53	486	13.5

CAREER CONFERENCE TOURNAMENT STATISTICS

YEAR	GP-GS	MP	FG-FGA	PCT	3FG-A	PCT	FT-FTA	PCT	O-D-REB	AVG	PF-FO	A	TO	BLK	STL	PTS	AVG
2015-16	2-2	35.0	14-30	.467	8-18	.444	6-8	.750	2-6-8	4.0	8-1	4	4	0	5	42	21.0
2016-17	2-2	25.5	5-14	.357	4-10	.400	7-7	1.000	0-6-6	3.0	6-0	3	2	1	1	21	10.5
TOTAL	4-4	30.3	19-44	.432	12-28	.429	13-15	.867	2-12-14	3.5	14-1	7	6	1	6	63	15.8

CAREER POSTSEASON STATISTICS

YEAR	GP-GS	MP	FG-FGA	PCT	3FG-A	PCT	FT-FTA	PCT	O-D-REB	AVG	PF-FO	A	TO	BLK	STL	PTS	AVG
2016*	4-4	36.5	20-54	.370	10-25	.400	17-18	.944	3-18-21	5.3	12-1	13	8	2	7	67	16.8
2017*	1-1	31.0	8-15	.533	4-9	.444	4-5	.800	0-7-7	7.0	4-0	5	4	0	0	24	24.0
TOTAL	5-5	35.4	28-69	.406	14-34	.412	21-23	.913	3-25-28	5.6	16-1	18	12	2	7	91	18.2

*NIT

CAREER HIGHS

Points: 37 (2x) last vs. Utah Valley – 11/26/16
 Rebounds: 9 vs. San Diego – 02/20/16
 Assists: 7 vs. MVSU – 11/25/15
 Steals: 5 (2x) last at Saint Mary's – 01/05/17
 Blocks: 2 vs. Valparaiso – 03/29/16
 FG made: 15 vs. Utah Valley – 11/26/16
 FG attempts: 28 vs. Utah Valley – 11/26/16
 3FG made: 10 at San Francisco – 02/11/16
 3FG attempts: 12 a(2x) last vs. Utah Valley – 11/26/16
 FT made: 7 (2x) last vs. LMU – 03/04/16
 FT attempts: 8 at San Diego – 02/18/16

MISCELLANEOUS

	16-17	Career
Double-Figure Points	20 (14-6)	52 (36-16)
20-plus Points	8 (6-2)	19 (15-4)
3-plus Steals	8 (5-3)	15 (9-6)
3-plus 3-point FG	13 (7-6)	33 (20-13)
Scoring Leader	7 (4-3)	18 (13-5)
Rebound Leader	-	2 (2-0)
Assist Leader	5 (2-3)	9 (6-3)
Dunks	1	2

NICK EMERY

- blocks (Valparaiso) and 10 3-pointers (San Francisco)
- Scored in double figures 32 times and had 20-plus points 11 times
- Had 3-plus steals 7 times and 3-plus 3s 20 times
- Led the team in scoring 11 times, rebounds twice and assists 4 times

BEFORE BYU

- A four-year starter for Quincy Lewis at Lone Peak High School
- Career totals of 1,953 points (first all-time at Lone Peak) and 269 threes and averages of 19.9 points and 2.7 threes per game
- Career highs of 39 points, 8 threes, 10 rebounds, 8 assists and 8 steals
- As a senior, helped lead Lone Peak to 26-1 record, the 2012-13 MaxPreps.com National Title and the 5A Utah state title
- Averaged 17.9 points, 3.8 rebounds, 3.7 assists and 2.9 steals as a senior
- Named a third-team All-American by MaxPreps.com
- Named the 2012-13 Mr. Basketball by the Deseret News, the 5A MVP by the Salt Lake Tribune, the Utah Gatorade Player of the Year and the Valley Player of the Year by the Daily Herald
- As a junior averaged 21.6 points, 3.4 threes, 4.0 rebounds, 2.3 assists and 2.4 steals and led Lone Peak to a 22-3 record, the 5A state title and a No. 24 national ranking (MaxPreps.com)
- Named the 5A MVP by the Deseret News, first-team all-state by the Salt Lake Tribune and Valley Player of the Year by the Daily Herald
- MVP of the 2012 Brandon Jennings Invitational
- As a sophomore averaged 21.7 points and 2.8 threes per game and led Lone Peak to a 24-1 record, the 5A state title and a No. 21 national ranking (MaxPreps.com)

- Named the 5A MVP by the Deseret News, Utah Gatorade Player of the Year and first-team all-state by the Salt Lake Tribune
- As a freshman averaged 18.5 points and hit 2.4 threes per game and led Lone Peak to a 17-6 record
- Named second-team all-state by the Deseret News and Salt Lake Tribune
- In the class of 2013 was ranked No. 45 by ESPN.com, No. 79 by Scout.com and No. 89 by Rivals.com
- Ranked No. 9 by ESPN.com and No. 18 by Rivals.com among point guards in the class of 2013
- Ranked No. 19 among shooting guards by Scout.com
- Played for the Utah Reign Travel Team
- Named a top performer at the 2012 Philly Hoop Group Jamfest
- Attended the CP3 Elite Guard Camp run by Chris Paul and the NBPA Top 100 camp at the University of Virginia
- Also played for Salt Lake Metro and was coached by Golden Holt, Marty Haws and Dave Hammer
- Recruited by Utah, Stanford, Kansas, Oklahoma State, Arizona State, Washington State, UCLA and Washington

PERSONAL

- Parents are Derek and Patti Emery
- Has two brothers, Alex and Jackson, and one sister, Annie
- Brother Jackson played at BYU (2005-06, 08-11) and is the program's all-time steals leader
- Served a mission for The Church of Jesus Christ of Latter-day Saints in Germany



NICK EMERY

2015-16

2016-17

Opponent	MP	FG	3FG	FT	REB	PF	A	TO	B	S	PTS
Utah Valley	22	4-11	1-2	1-2	0-4-4	0	3	2	0	0	10
at Long Beach State	24	1-8	0-4	0-0	0-3-3	1	0	2	0	1	2
Adams State	24	9-14	2-6	0-0	0-2-2	1	6	0	0	3	20
Mississippi Valley State	34	7-14	3-10	1-2	0-2-2	1	7	1	0	2	18
Belmont	33	9-17	5-11	4-4	1-3-4	3	4	2	0	2	27
at Utah	33	3-15	3-8	2-2	0-4-4	5	0	2	0	0	11
vs Weber State					DNP						
Utah State	29	6-13	3-7	2-2	1-5-6	2	1	2	0	0	17
at Colorado	31	8-16	4-11	3-3	1-3-4	3	2	4	1	2	23
Central Michigan	35	5-14	2-6	0-0	1-6-7	4	4	1	0	2	12
vs Harvard	31	5-12	1-4	2-2	0-1-1	5	0	1	0	2	13
vs New Mexico	35	7-12	5-10	1-1	0-0-0	2	4	2	0	1	20
vs Northern Iowa	25	2-9	1-5	6-6	1-2-3	4	0	0	0	0	11
at Saint Mary's	30	4-14	3-7	0-0	2-1-3	2	2	0	0	0	11
at Pacific	30	2-8	1-6	1-2	0-3-3	3	1	1	0	0	6
Santa Clara	24	9-12	5-6	0-0	0-1-1	4	2	1	0	1	23
San Francisco	36	7-15	3-6	4-4	0-5-5	2	4	0	0	1	21
at Gonzaga	18	1-6	1-5	0-1	0-2-2	3	2	1	0	1	3
at Portland	31	4-11	2-6	3-4	1-1-2	3	0	1	0	3	13
at Loyola Marymount	32	7-14	4-8	6-6	0-4-4	1	6	3	1	1	24
at Pepperdine	36	6-17	4-8	1-1	0-3-3	2	0	1	0	2	17
Loyola Marymount	27	4-12	2-7	0-0	0-3-3	2	4	0	0	2	10
Pepperdine	39	6-12	1-6	4-6	0-2-2	3	2	2	0	5	17
Saint Mary's	36	2-11	1-6	3-4	1-2-3	3	0	1	0	1	8
Pacific	28	5-15	0-6	3-3	0-0-0	5	1	1	0	1	13
at San Francisco	33	12-15	10-12	3-3	0-2-2	4	5	2	0	0	37
at Santa Clara	30	13-21	3-8	2-2	0-2-2	2	1	0	0	1	31
at San Diego	36	3-11	0-3	6-8	0-3-3	3	2	2	0	3	12
San Diego	28	7-12	3-6	0-0	2-7-9	0	5	4	0	0	17
Portland	33	7-17	3-10	1-2	1-3-4	2	4	1	0	3	18
Gonzaga	33	4-16	3-10	0-0	1-5-6	5	2	1	0	0	11
vs Santa Clara	30	4-11	3-7	4-5	1-2-3	5	0	2	0	2	15
vs Gonzaga	40	10-19	5-11	2-3	1-4-5	3	4	2	0	3	27
UAB	37	9-17	3-6	1-1	1-3-4	2	5	2	0	2	22
Virginia Tech	35	2-9	2-5	4-4	1-2-3	5	2	0	0	1	10
Creighton	37	4-13	2-8	7-7	1-6-7	2	5	4	0	0	17
vs Valparaiso	37	5-15	3-6	5-6	0-7-7	3	1	2	2	4	18

Opponent	MP	FG	3FG	FT	REB	PF	A	TO	B	S	PTS
Princeton	37	6-14	1-7	2-2	1-7-8	2	4	3	0	3	15
Coppin State	22	4-8	2-6	3-3	0-2-2	0	3	3	0	1	13
Coastal Carolina	23	6-12	2-6	0-0	0-2-2	0	3	0	0	1	14
vs Saint Louis	24	3-9	1-3	2-2	0-2-2	5	3	3	0	0	9
vs Valparaiso	33	5-16	4-8	4-5	1-3-4	4	3	2	1	3	18
Utah Valley	39	15-28	5-12	2-2	0-3-3	3	4	7	0	2	37
vs Utah State	37	3-15	2-6	2-2	0-6-6	1	3	3	0	1	10
vs USC	34	5-17	3-11	2-2	0-5-5	3	2	1	0	2	15
Weber State	35	2-9	1-4	2-2	0-2-2	3	6	1	0	2	7
Colorado	32	8-15	3-8	3-4	0-4-4	3	2	2	0	3	22
vs Illinois	36	5-15	3-8	3-5	0-4-4	2	4	2	1	4	16
Idaho State	32	4-7	1-3	0-0	0-2-2	1	3	3	1	3	9
CSU Bakersfield	36	7-12	5-7	4-4	0-5-5	3	1	2	1	1	23
Santa Clara	27	3-7	1-3	0-0	0-4-4	1	2	0	1	2	7
at Loyola Marymount	34	6-12	5-11	3-4	0-1-1	3	2	1	0	1	20
at Saint Mary's	32	3-8	1-4	2-3	0-2-2	4	2	2	0	5	9
Pacific	25	4-10	2-5	2-2	0-1-1	4	1	2	0	1	12
San Francisco	32	7-10	4-6	4-5	0-1-1	3	1	0	0	2	22
at San Diego	24	3-7	2-5	0-0	0-0-0	4	0	3	0	2	8
Pepperdine	22	4-7	2-4	0-0	0-1-1	3	2	1	1	1	10
at Pacific	17	3-7	2-5	0-0	0-1-1	2	3	0	0	2	8
at Santa Clara	37	1-6	1-6	2-2	0-1-1	5	3	2	0	2	5
Loyola Marymount	32	3-8	1-4	4-6	0-3-3	3	2	3	0	0	11
Gonzaga	20	1-6	0-4	0-0	0-2-2	5	1	0	1	1	2
Portland	24	1-6	0-1	0-0	0-2-2	4	1	1	0	0	2
at Pepperdine	33	8-12	3-6	0-0	0-2-2	4	3	4	0	1	19
at San Francisco	35	1-9	0-4	2-2	0-6-6	2	1	3	0	0	4
San Diego	32	8-12	5-7	5-7	0-2-2	5	2	2	1	1	26
Saint Mary's	31	2-10	0-4	0-0	1-5-6	3	4	2	0	1	4
at Portland	31	6-12	3-7	1-2	0-2-2	3	1	3	0	3	16
at Gonzaga	34	2-11	2-8	3-4	1-3-4	2	2	2	0	3	9
vs Loyola Marymount	26	5-7	4-6	7-7	0-3-3	4	1	1	0	1	21
vs Saint Mary's	25	0-7	0-4	0-0	0-3-3	2	2	1	1	0	0
UT Arlington	31	8-15	4-9	4-5	0-7-7	4	5	4	0	0	24



**BRAIDEN
SHAW**
JUNIOR • FORWARD • 6-9 • 210

31





BRAIDEN SHAW

JUNIOR • FORWARD

6-9 • 210

EAGLE, IDAHO

EAGLE HS



HISTORY OF #31

Ron Abegglen	1958-61
Brian Ambrozich	1971-73
Steve Anderson	1977-80
John Bartholomew	1980-81
Gary Crandall	1957-58
Veryl Law	1973-77
Matt Montague	1996-97, 99-02
Kenneth Roberts	1990-91, 93-96
Neil Roberts	1964-67
Gary Schneider	1967-68

SOPHOMORE (2016-17)

- Received WCC All-Academic Honorable Mention
- Received Gold Honors on the WCC Commissioner's Honor Roll
- Played in 31 games and started twice
- Posted season highs of 10 points (Utah State), 11 rebounds (at Portland), 2 assists (at Portland), 2 steals (twice) and 1 block (Pacific)
- Scored in double figures once and had double figures rebounds once
- Led the team in rebounds once
- Against Utah State in Salt Lake hit 4 of 4 from the field for 10 points and added 5 rebounds and 1 assist
- In his first career start had 4 points, 11 rebounds and 2 assists at Portland

- Averaged 15 points, 11 rebounds, 4 assists and 2 blocks as a senior
- Named the top recruit in the state of Idaho in the class of 2013 by ESPN.com
- Named to the 5A All-State Second Team by the Idaho Statesman
- Earned All-Southern Idaho Conference and SIC All-Academic Team honors
- Averaged 14 points and 9 rebounds as a junior at Eagle High School
- Also recruited by Boise State, Utah State and Utah
- Played for Hoop Dreams Idaho travel team coached by Ed Boyce

FRESHMAN (2015-16)

- Received Silver Honors on the WCC Commissioner's Honor Roll
- Played in 19 games
- Posted season highs of 3 points (Adams State), 3 rebounds (twice), 1 assist (3 times), 2 steals (San Diego) and 1 block (San Diego)
- Shot 50.0 percent from the field

PERSONAL

- Wife's name is Morgan
- Parents are Kelly and Launette Shaw
- Has two brothers and two sisters
- Served a mission for The Church of Jesus Christ of Latter-day Saints in Sacramento
- Father Kelly Shaw played for BYU's junior varsity squad in the 1980s

BEFORE BYU

- Played for Tom Seifert at Eagle High School
- Named second-team 5A All-Southern Idaho by the Idaho Statesman as a senior

CAREER STATISTICS

YEAR	GP-GS	MP	FG-FGA	PCT	3FG-A	PCT	FT-FTA	PCT	O-D-REB	AVG	PF-FO	A	TO	BLK	STL	PTS	AVG
2015-16	19-0	2.9	3-6	.500	0-0	.000	6-12	.500	5-10-15	8.00	9-0	3	3	1	4	12	0.6
2016-17	31-2	6.5	18-31	.581	0-0	.000	8-20	.400	24-36-60	1.9	31-0	5	11	1	10	44	1.4
TOTAL	50-2	5.2	21-37	.568	0-0	.000	14-32	.438	29-46-75	1.5	40-0	8	14	2	14	56	1.1

CAREER CONFERENCE STATISTICS

YEAR	GP-GS	MP	FG-FGA	PCT	3FG-A	PCT	FT-FTA	PCT	O-D-REB	AVG	PF-FO	A	TO	BLK	STL	PTS	AVG
2015-16	12-0	2.5	2-3	.667	0-0	.000	3-6	.500	5-5-10	0.8	7-0	2	3	1	3	7	0.6
2016-17	17-2	7.2	8-16	.500	0-0	.000	4-13	.308	15-25-40	2.4	21-0	3	7	1	6	20	1.2
TOTAL	29-2	5.2	10-19	.526	0-0	.000	7-19	.368	20-30-50	1.7	28-0	5	10	2	9	27	0.9

CAREER CONFERENCE TOURNAMENT STATISTICS

YEAR	GP-GS	MP	FG-FGA	PCT	3FG-A	PCT	FT-FTA	PCT	O-D-REB	AVG	PF-FO	A	TO	BLK	STL	PTS	AVG
2016-17	2-0	2.5	0-0	.000	0-0	.000	0-1	.000	0-2-2	1.0	0-0	0	0	0	0	0	0.0
TOTAL	2-0	2.5	0-0	.000	0-0	.000	0-1	.000	0-2-2	1.0	0-0	0	0	0	0	0	0.0

CAREER POSTSEASON STATISTICS

YEAR	GP-GS	MP	FG-FGA	PCT	3FG-A	PCT	FT-FTA	PCT	O-D-REB	AVG	PF-FO	A	TO	BLK	STL	PTS	AVG
2016*	1-0	1.0	0-0	.000	0-0	.000	0-0	.000	0-0-0	0.0	0-0	0	0	0	0	0	0.0
2017*	1-0	4.0	0-0	.000	0-0	.000	0-0	.000	0-0-0	0.0	1-0	0	0	0	0	0	0.0
TOTAL	2-0	2.5	0-0	.000	0-0	.000	0-0	.000	0-0-0	0.0	1-0	0	0	0	0	0	0.0

*NIT

CAREER HIGHS

Points: 10 vs. Utah State – 11/30/16
 Rebounds: 11 at Portland – 02/23/17
 Assists: 2 at Portland – 02/23/17
 Steals: 2 (3x) last at Pacific – 01/21/17
 Blocks: 1 (2x) last vs. Pacific – 01/07/17
 FG made: 4 vs. Utah State – 11/30/16
 FG attempts: 4 (2x) last vs. Idaho State – 12/20/16
 3FG made: –
 3FG attempts: –
 FT made: 3 at LMU – 12/31/16
 FT attempts: 6 at LMU – 12/31/16

MISCELLANEOUS

	16-17	Career
Double-Figure Points	1 (1-0)	1 (1-0)
Double-Figure Rebounds	1 (1-0)	1 (1-0)
Rebound Leader	1 (1-0)	1 (1-0)
Dunks	4	4

BRAIDEN SHAW

2015-16

2016-17

Opponent	MP	FG	3FG	FT	REB	PF	A	TO	B	S	PTS
Weber State	26	1-2	0-0	0-0	1-7-8	4	2	0	1	0	2
at Stanford	26	5-7	1-2	1-2	3-5-8	4	1	0	2	1	12
Mount St. Mary's	25	1-2	1-1	2-2	3-6-9	3	3	2	1	1	5
Colorado Mesa	31	2-2	0-0	0-2	3-9-12	3	2	1	2	0	4
Iowa State	35	3-5	0-1	0-0	5-8-13	4	0	2	1	2	6
vs Texas	22	0-2	0-0	2-2	1-3-4	4	0	1	1	2	2
vs Wichita State	29	0-1	0-0	0-0	2-10-12	3	0	2	1	1	0
vs Utah State	25	1-2	0-0	0-0	2-1-3	0	1	1	0	1	2
North Texas	29	3-6	0-0	4-5	2-11-13	4	2	2	3	1	10
at Massachusetts	19	0-0	0-0	0-0	1-4-5	5	2	0	0	0	0
Prairie View A&M	28	3-5	0-0	2-2	2-9-11	1	4	0	0	4	8
at Utah	19	1-2	0-0	0-0	2-1-3	4	0	1	2	1	2
at Oregon	30	1-4	0-0	2-4	4-8-12	5	2	1	0	1	4
at Loyola Marymount	25	1-1	0-0	0-0	0-5-5	5	2	0	0	0	2
at Pepperdine	18	2-4	0-0	0-0	3-2-5	5	0	1	1	0	4
San Diego	24	1-2	0-0	0-0	1-6-7	3	2	0	0	1	2
Pepperdine	30	3-3	0-0	0-2	4-5-9	4	0	2	2	0	6
Loyola Marymount	30	1-3	0-0	0-1	5-4-9	1	1	0	0	0	2
at San Francisco	30	0-1	0-0	0-1	2-6-8	4	0	1	1	0	0
at Santa Clara	27	1-1	0-0	0-1	1-6-7	4	2	1	0	0	2
at Portland	52	1-1	0-0	5-6	5-10-15	5	0	2	2	2	7
at Gonzaga	22	3-4	0-0	0-0	1-3-4	4	0	0	1	0	6
Pacific	24	2-2	0-0	3-4	4-4-8	4	1	2	2	0	7
Saint Mary's	26	1-1	0-0	4-6	2-3-5	3	2	1	2	0	6
Santa Clara	26	0-4	0-0	2-2	4-4-8	1	1	1	0	1	2
San Francisco	35	2-4	0-0	0-0	8-8-16	2	0	4	1	0	4
at Pacific	30	1-2	0-0	0-0	2-5-7	4	0	0	1	2	2
at Saint Mary's	29	2-2	0-0	1-2	3-8-11	2	0	2	0	1	5
Gonzaga	26	1-4	0-0	0-0	1-2-3	3	0	1	2	1	2
Portland	23	0-0	0-0	1-2	0-7-7	2	1	2	0	0	1
at San Diego	28	2-3	0-0	5-5	4-6-10	3	1	1	0	1	9
vs LMU	24	1-2	0-0	0-0	3-4-7	5	0	1	1	0	2
vs San Francisco	22	0-0	0-0	0-0	0-4-4	4	0	0	1	0	0
vs Gonzaga	23	1-2	0-0	0-1	2-3-5	3	0	1	0	1	2
vs Oregon	16	1-2	0-0	0-0	4-1-5	4	0	2	0	1	2

Opponent	MP	FG	3FG	FT	REB	PF	A	TO	B	S	PTS
Princeton											DNP
Coppin State	8	1-1	0-0	0-0	1-1-2	2	0	1	0	0	2
Coastal Carolina	2	0-0	0-0	0-0	0-1-1	0	0	0	0	0	0
vs Saint Louis	2	1-3	0-0	0-0	0-0-0	0	0	0	0	0	2
vs Valparaiso	4	0-0	0-0	2-2	1-1-2	0	0	0	0	1	2
Utah Valley	3	2-2	0-0	0-0	1-0-1	0	0	0	0	1	4
vs Utah State	14	4-4	0-0	2-2	4-1-5	1	1	1	0	0	10
vs USC	9	0-0	0-0	0-2	0-2-2	2	0	0	0	0	0
Weber State											DNP
Colorado	1	0-0	0-0	0-0	0-0-0	1	0	0	0	0	0
vs Illinois	8	0-1	0-0	0-0	1-1-2	2	0	0	0	1	0
Idaho State	13	2-4	0-0	0-0	0-1-1	0	1	1	0	0	4
CSU Bakersfield	8	0-0	0-0	0-0	1-1-2	1	0	1	0	1	0
Santa Clara	16	1-2	0-0	0-2	2-4-6	3	0	0	0	0	2
at Loyola Marymount	8	0-0	0-0	3-6	2-2-4	2	1	1	0	0	3
at Saint Mary's	7	0-1	0-0	0-0	0-1-1	0	0	0	0	0	0
Pacific	12	0-1	0-0	1-4	1-3-4	3	0	0	1	2	1
San Francisco	3	0-0	0-0	0-0	0-2-2	0	0	0	0	0	0
at San Diego	4	1-2	0-0	0-0	0-1-1	2	0	1	0	0	2
Pepperdine	8	2-3	0-0	0-0	2-3-5	1	0	0	0	1	4
at Pacific	8	1-1	0-0	0-0	0-1-1	0	0	0	0	2	2
at Santa Clara	3	0-0	0-0	0-0	0-0-0	1	0	0	0	0	0
Loyola Marymount	3	0-0	0-0	0-0	0-0-0	2	0	0	0	0	0
Gonzaga	3	0-0	0-0	0-0	0-0-0	0	0	0	0	0	0
Portland											DNP
at Pepperdine	9	0-0	0-0	0-0	1-0-1	0	0	0	0	0	0
at San Francisco	2	0-0	0-0	0-0	0-0-0	1	0	0	0	0	0
San Diego	1	0-1	0-0	0-0	0-0-0	1	0	0	0	0	0
Saint Mary's	1	0-0	0-0	0-0	0-2-2	0	0	0	0	0	0
at Portland	26	2-3	0-0	0-1	5-6-11	4	2	0	0	0	4
at Gonzaga	8	1-2	0-0	0-0	2-0-2	1	0	5	0	1	2
vs Loyola Marymount	2	0-0	0-0	0-1	0-1-1	0	0	0	0	0	0
vs Saint Mary's	3	0-0	0-0	0-0	0-1-1	0	0	0	0	0	0
UT Arlington	4	0-0	0-0	0-0	0-0-0	1	0	0	0	0	0



LUKE WORTHINGTON

JUNIOR • FORWARD • 6-10 • 235

41





LUKE WORTHINGTON

JUNIOR • FORWARD
6-10 • 235
MEQUON, WISCONSIN
HOMESTEAD HS



HISTORY OF #41

Jarkko Ahlbom	1995-98
Chris Collinsworth	2007-08, 10-12
Bob Davis	1967-70
Robert Eaglestaff	1972-73
Lynn Gleave	1957-58
Bruce Hill	1958-60
Gene Kunz	1960-62
Paul Loveday	1965-67
Garner Meads	2000-01, 03-05
Mark Miller	1959-60, 62-64
Jermaine Odjegba	2002-03, 05-06
Lynn Rowe	1954-57

SOPHOMORE (2014-15)

- Played in 33 games and started 21
- Posted season highs of 12 points (Southern Virginia), 6 rebounds (Utah State), 1 assist (6 times), 2 steals (Southern Virginia) and 1 block (twice)
- Had 7 points, 4 rebounds and 1 steal vs. Arkansas-Little Rock
- Scored a career-best 12 points on 6 of 7 shooting from the field to go with 4 boards and 2 steals vs. Southern Virginia
- Totaled 4 points and 6 boards at Utah State
- Had 2 points and 5 boards vs. Gonzaga in the WCC Championship game

FRESHMAN (2013-14)

- Received Silver Honors on the WCC Commissioner's Honor Roll
- Posted season highs of 7 points (Santa Clara), 4 rebounds (at Saint Mary's), 2 field goals made (twice), 3 free throws made (Santa Clara).
- Hit 2 of 3 from the field and 3 of 4 from the free throw line to score 7 points against Santa Clara on Feb. 6
- Grabbed 4 rebounds, including 3 on the offensive end, and scored a point against Saint Mary's on Feb. 15
- Started in games against Portland, San Diego and Loyola Marymount from Feb. 22 until March 8
- Scored 5 points against Portland on Feb. 22
- Scored 4 points against Mount St. Mary's
- Averaged 1.0 points and 0.9 rebounds and shot .462 from the field

BEFORE BYU

- Played for Kevin McKenna at Homestead High School
- Ranked the No. 7 prospect in the class of 2013 in the state of Wisconsin and No. 43 among power forwards nationally by ESPN.com
- One of seven Wisconsin players nominated for the McDonald's All-America Game
- As a senior was a team captain and averaged 13.6 points and 10.0 rebounds per game
- Led Homestead to a record of 13-7 overall and 8-4 in league play
- Named Wisconsin Basketball Coaches Association Division I All-State Honorable Mention
- Named third-team All-Area by the Milwaukee Wisconsin Journal Sentinel
- Named first-team All-North Shore Conference
- As a junior, averaged 12 points, 9 rebounds and 2 blocks
- Led Homestead to a record of 15-5 overall and 10-3 in league play
- Named first-team All-North Shore Conference
- Played for Wisconsin Playground Elite coached by Duane "Ike" Wilson
- Played football at Homestead, was a team captain and helped lead team to the 2012 Wisconsin state title
- Received all-conference, all-region and all-state honors in football
- Recruited by BYU and Wisconsin to play football
- Maintained a GPA above 4.0 and was a member of the National Honor Society

CAREER STATISTICS

YEAR	GP-GS	MP	FG-FGA	PCT	3FG-A	PCT	FT-FTA	PCT	O-D-REB	AVG	PF-FO	A	TO	BLK	STL	PTS	AVG
2013-14	31-3	8.1	12-26	.462	0-0	.000	8-20	.400	13-16	29	56-2	4	14	2	4	32	1.0
2014-15	33-21	12.3	21-46	.457	0-0	.000	18-27	.667	23-32	55	93-4	6	14	2	10	60	1.8
TOTAL	64-24	10.3	33-72	.458	0-0	.000	26-47	.553	36-48-84	1.3	149-6	10	28	4	14	92	1.4

CAREER CONFERENCE STATISTICS

YEAR	GP-GS	MP	FG-FGA	PCT	3FG-A	PCT	FT-FTA	PCT	O-D-REB	AVG	PF-FO	A	TO	BLK	STL	PTS	AVG	
2013-14	16-2	9.2	5-10	.500	0-0	.000	7-12	.583	11-8	19	1.2	33-2	2	7	2	4	17	1.1
2014-15	17-9	10.9	4-10	.400	0-0	.000	6-8	.750	5-13	18	1.1	50-3	3	3	1	3	14	0.8
TOTAL	33-11	10.1	9-20	.450	0-0	.000	13-20	.650	16-21-37	1.1	83-5	5	10	3	7	31	0.9	

CAREER CONFERENCE TOURNAMENT STATISTICS

YEAR	GP-GS	MP	FG-FGA	PCT	3FG-A	PCT	FT-FTA	PCT	O-D-REB	AVG	PF-FO	A	TO	BLK	STL	PTS	AVG
2013-14	3-1	7.7	1-2	.500	0-0	.000	1-2	.500	0-1-1	0.3	5-0	0	1	0	0	3	1.0
2014-15	2-0	6.5	1-1	1.000	0-0	.000	0-0	.000	3-2-5	2.5	6-0	0	0	0	0	2	1.0
TOTAL	5-1	7.2	2-3	.667	0-0	.000	1-2	.500	3-3-6	1.2	11-0	0	1	0	0	5	1.0

CAREER POSTSEASON STATISTICS

YEAR	GP-GS	MP	FG-FGA	PCT	3FG-A	PCT	FT-FTA	PCT	O-D-REB	AVG	PF-FO	A	TO	BLK	STL	PTS	AVG
2014*	1-0	1.0	0-0	.000	0-0	.000	0-0	.000	0-1-1	1.0	1-0	0	0	0	0	0	0.0
2015*	1-0	9.0	0-0	.000	0-0	.000	0-0	.000	0-2-2	2.0	3-0	0	1	0	0	0	0.0
TOTAL	2-0	10.0	0-0	.000	0-0	.000	0-0	.000	0-3-3	1.5	4-0	0	1	0	0	0	0.0

*NCAA

CAREER HIGHS

Points: 12 vs. Southern Virginia – 11/19/14
 Rebounds: 6 at Utah State – 12/02/14
 Assists: 1 (10x) last at Gonzaga – 02/28/15
 Steals: 2 vs. Southern Virginia – 11/19/14
 Blocks: 1 (4x) last vs. Pacific – 02/14/15
 FG made: 6 vs. Southern Virginia – 11/19/14
 FG attempts: 7 (2x) last vs. Southern Virginia – 11/19/14
 3FG made: –
 3FG attempts: –
 FT made: 3 (3x) last vs. Stanford – 12/20/04
 FT attempts: 4 (3x) last vs. Stanford – 12/20/04

MISCELLANEOUS

	14-15	Career
Double-Figure Points	1 (1-0)	1 (1-0)
Dunks	3	3

LUKE WORTHINGTON

PERSONAL

- Parents are John and Kris Worthington
- Has one brother and two sisters
- Served a mission for The Church of Jesus Christ of Latter-day Saints in Chile
- Also recruited by Butler, Princeton, Penn, Davidson, Yale, DePaul, Lehigh, Bucknell, Utah State and Saint Louis

2013-14

Opponent	MP	FG	3FG	FT	REB	PF	A	TO	B	S	PTS
Weber State	10	1-2	0-0	0-0	1-0-1	1	0	1	0	0	2
at Stanford	11	0-0	0-0	0-1	0-0-0	3	0	0	0	0	0
Mount St. Mary's	7	2-5	0-0	0-2	0-1-1	0	1	2	0	0	4
Colorado Mesa	7	1-1	0-0	0-2	0-0-0	3	0	0	0	0	2
Iowa State	3	0-1	0-0	0-0	0-0-0	0	0	0	0	0	0
vs Texas	5	0-2	0-0	0-0	0-1-1	2	0	1	0	0	0
vs Wichita State	4	0-0	0-0	0-0	0-1-1	2	0	1	0	0	0
vs Utah State					DNP						
North Texas	6	1-2	0-0	0-1	0-2-2	0	0	0	0	0	2
at Massachusetts	7	0-0	0-0	0-0	0-0-0	2	0	1	0	0	0
Prairie View A&M	9	1-1	0-0	0-0	1-0-1	1	1	0	0	0	2
at Utah	3	0-0	0-0	0-0	0-0-0	1	0	0	0	0	0
at Oregon					DNP						
at Loyola Marymount	4	0-0	0-0	0-0	0-1-1	1	0	0	0	0	0
at Pepperdine	6	0-0	0-0	0-0	0-0-0	1	0	0	0	0	0
San Diego	9	0-2	0-0	0-0	1-0-1	5	1	0	0	0	0
Pepperdine	11	0-0	0-0	0-0	1-0-1	1	0	2	0	0	0
Loyola Marymount	7	0-0	0-0	2-2	0-1-1	1	0	0	0	0	2
at San Francisco					DNP						
at Santa Clara					DNP						
at Portland	2	0-0	0-0	0-0	0-0-0	0	0	0	1	0	0
at Gonzaga	4	0-0	0-0	0-0	0-0-0	0	0	0	0	0	0
Pacific	5	0-0	0-0	0-0	0-0-0	2	0	0	0	0	0
Saint Mary's	10	0-1	0-0	0-0	0-0-0	5	0	1	0	0	0
Santa Clara	10	2-3	0-0	3-4	0-2-2	2	0	0	0	0	7
San Francisco	5	0-0	0-0	0-1	3-0-3	1	0	0	0	0	0
at Pacific	11	0-1	0-0	0-2	1-2-3	4	0	1	0	1	0
at Saint Mary's	19	0-0	0-0	1-2	3-1-4	2	0	1	0	1	1
Gonzaga	10	1-1	0-0	0-0	1-1-2	3	0	1	0	0	2
Portland	12	2-2	0-0	1-1	0-0-0	3	1	0	0	1	5
at San Diego	22	0-0	0-0	0-0	1-0-1	2	0	1	1	1	0
vs Loyola Marymount	11	1-1	0-0	1-2	0-0-0	2	0	0	0	0	3
vs San Francisco	7	0-0	0-0	0-0	0-0-0	2	0	1	0	0	0
vs Gonzaga	5	0-1	0-0	0-0	0-1-1	1	0	0	0	0	0
vs Oregon	9	0-0	0-0	0-0	0-2-2	3	0	1	0	0	0

2014-15

Opponent	MP	FG	3FG	FT	REB	PF	A	TO	B	S	PTS
Long Beach State	13	1-2	0-0	0-0	1-1-2	2	0	1	0	0	2
Arkansas-Little Rock	16	3-7	0-0	1-2	1-3-4	2	0	0	0	1	7
Southern Virginia	13	6-7	0-0	0-1	4-0-4	2	0	3	0	2	12
vs San Diego State	8	0-1	0-0	0-0	0-1-1	3	0	1	0	0	0
vs Chaminade	8	2-3	0-0	0-0	1-0-1	1	0	1	0	0	4
vs Purdue	20	0-1	0-0	3-4	1-2-3	5	1	1	0	1	3
Eastern Kentucky	16	0-0	0-0	1-2	1-1-2	3	0	0	0	1	1
at Utah State	25	2-6	0-0	0-2	3-3-6	4	0	0	0	0	4
vs Hawaii	12	0-1	0-0	0-0	0-1-1	3	0	0	0	0	0
Utah	12	0-1	0-0	2-2	1-1-2	2	1	1	0	1	2
at Weber State	18	0-2	0-0	2-2	0-1-1	4	0	1	0	1	2
Stanford	23	1-1	0-0	3-4	1-1-2	3	0	1	0	0	5
Massachusetts	24	1-3	0-0	0-0	1-1-2	2	1	1	1	0	2
Gonzaga	15	0-1	0-0	2-2	1-1-2	5	0	0	0	1	2
Portland	20	0-2	0-0	0-0	0-2-2	3	0	0	0	0	0
at Santa Clara	16	2-3	0-0	0-0	1-2-3	3	0	0	0	0	4
at San Francisco	13	0-0	0-0	0-0	0-0-0	3	0	0	0	0	0
Pepperdine	17	0-0	0-0	1-2	1-0-1	3	0	1	0	0	1
Loyola Marymount	16	0-0	0-0	0-0	1-1-2	3	1	2	0	0	0
at Pacific	9	0-0	0-0	0-0	0-1-1	4	1	0	0	1	0
at Saint Mary's	17	0-1	0-0	0-0	0-0-0	3	0	0	0	0	0
at San Diego	14	1-1	0-0	2-2	0-2-2	4	0	0	0	0	4
San Francisco	9	0-0	0-0	1-2	1-1-2	2	0	0	0	0	1
Santa Clara	1	0-0	0-0	0-0	0-0-0	1	0	0	0	0	0
at Pepperdine											
at Loyola Marymount	3	1-1	0-0	0-0	0-0-0	0	0	0	0	0	2
Saint Mary's	7	0-0	0-0	0-0	0-0-0	5	0	0	0	0	0
Pacific	9	0-1	0-0	0-0	0-2-2	1	0	0	1	0	0
San Diego	8	0-0	0-0	0-0	0-1-1	2	0	0	0	0	0
at Portland	3	0-0	0-0	0-0	0-0-0	3	0	0	0	0	0
at Gonzaga	8	0-0	0-0	0-0	0-0-0	5	1	0	0	1	0
vs Santa Clara											
vs Portland	5	0-0	0-0	0-0	0-0-0	2	0	0	0	0	0
vs Gonzaga	8	1-1	0-0	0-0	3-2-5	4	0	0	0	0	2
vs Ole Miss	1	0-0	0-0	0-0	0-1-1	1	0	0	0	0	0



RYAN ANDRUS

SOPHOMORE • FORWARD • 6-11 • 240

10





RYAN ANDRUS

SOPHOMORE • FORWARD

6-11 • 240

AMERICAN FORK, UTAH

AMERICAN FORK HS



HISTORY OF #10

Cooper Ainge	2012-13
Jordan Archibald	1998-01
Steven Beo	2016-17
Les Cannon	1938-40
Sherman Crump	1951-54
Russell Hillman	1948-51
Bryan Hofheins	1994-96
Vuk Ivanovic	2005-08
LaVar Kump	1935-38
Michael Loyd Jr.	2007-10
Terry Nashif	2001-05
Marty Perry	1982-85
Brent Wade	1985-87

FRESHMAN (2015-16)

- Played in 21 games
- Posted season highs of 8 points (Portland), 8 rebounds (Santa Clara), 1 assist (3 times), 2 steals (twice) and 1 block (twice)
- Posted 3 points, 3 rebounds and 1 assist vs. Southern Virginia
- Had 5 points and 8 rebounds, including 5 offensive boards, at Pacific
- Totaled 8 points, 3 rebounds, 1 assist and 2 steals at Portland

BEFORE BYU

- A four-year letterman playing for Doug Meacham at American Fork High School
- As a senior averaged 14.9 points, 7.7 rebounds and 1.7 assists as American Fork finished 17-9 overall and 8-4 in region play and advanced to the 5A state semifinals
- Named first-team all-state by the Deseret News and the Salt Lake Tribune
- As a junior averaged 19.4 points, 6.5 rebounds, 1.5 assists and 1.1 steals as American Fork finished 17-9 overall and 7-3 in region play and advanced to the 5A state semifinals
- Named first-team all-state by the Deseret News, second-team all-state by the Salt Lake Tribune, All-Valley by the Daily Herald
- As a sophomore averaged 5.8 points and 3.8 rebounds as American Fork finished 19-3 overall and 9-1 in region play
- Played for DreamVision during the AAU season



PERSONAL

- Parents are David and Yvonne Andrus
- Has two brothers and one sister
- Also recruited by Utah and Utah State

CAREER STATISTICS

YEAR	GP-GS	MP	FG-FGA	PCT	3FG-A	PCT	FT-FTA	PCT	O-D-REB	AVG	PF-FO	A	TO	BLK	STL	PTS	AVG
2014-15	21-0	7.5	12-22	.545	3-8	.375	13-18	.722	12-16-28	1.3	24-0	3	5	2	4	40	1.9
TOTAL	21-0	7.5	12-22	.545	3-8	.375	13-18	.722	12-16-28	1.3	24-0	3	5	2	4	40	1.9

CAREER CONFERENCE STATISTICS

YEAR	GP-GS	MP	FG-FGA	PCT	3FG-A	PCT	FT-FTA	PCT	O-D-REB	AVG	PF-FO	A	TO	BLK	STL	PTS	AVG
2014-15	13-0	8.3	10-16	.625	2-6	.333	10-14	.714	10-12-22	1.7	18-0	2	3	2	4	32	2.5
TOTAL	13-0	8.3	10-16	.625	2-6	.333	10-14	.714	10-12-22	1.7	18-0	2	3	2	4	32	2.5

CAREER CONFERENCE TOURNAMENT STATISTICS

YEAR	GP-GS	MP	FG-FGA	PCT	3FG-A	PCT	FT-FTA	PCT	O-D-REB	AVG	PF-FO	A	TO	BLK	STL	PTS	AVG
2016-17	3-0	7.0	1-2	.500	1-1	1.000	0-0	.000	0-1-1	0.3	5-0	0	1	0	0	3	1.0
TOTAL	3-0	7.0	1-2	.500	1-1	1.000	0-0	.000	0-1-1	0.3	5-0	0	1	0	0	3	1.0

CAREER POSTSEASON STATISTICS

YEAR	GP-GS	MP	FG-FGA	PCT	3FG-A	PCT	FT-FTA	PCT	O-D-REB	AVG	PF-FO	A	TO	BLK	STL	PTS	AVG
2015*	1-0	7.0	0-1	.000	0-0	.000	2-2	1.000	0-0-0	0.0	0-0	0	0	0	0	2	2.0
TOTAL	1-0	7.0	0-1	.000	0-0	.000	2-2	1.000	0-0-0	0.0	0-0	0	0	0	0	2	2.0

*NCAA

CAREER HIGHS

Points: 8 at Portland – 02/26/15
 Rebounds: 8 vs. Santa Clara – 01/31/15
 Assists: 1 (3x) last at Portland – 02/26/15
 Steals: 2 (2x) last at Portland – 02/26/15
 Blocks: 1 (2x) vs. Saint Mary's – 02/12/15
 FG made: 3at Portland – 02/26/15
 FG attempts: at Portland – 02/26/15
 3FG made: 1 (3x) last vs. Gonzaga – 03/10/15
 3FG attempts: 1 (8x) last vs. Gonzaga – 03/10/15
 FT made: 5 vs. Santa Clara – 01/31/15
 FT attempts: 6 vs. Santa Clara – 01/31/15

MISCELLANEOUS

Dunks	14-15	Career
	1	1

RYAN ANDRUS

2014-15

Opponent	MP	FG	3FG	FT	REB	PF	A	TO	B	S	PTS
Long Beach State					DNP						
Arkansas-Little Rock	1	0-0	0-0	0-0	0-0-0	0	0	0	0	0	0
Southern Virginia	16	1-2	0-1	1-2	1-2-3	1	1	0	0	0	3
vs San Diego State					DNP						
vs Chaminade	3	0-0	0-0	0-0	0-1-1	0	0	1	0	0	0
vs Purdue					DNP						
Eastern Kentucky					DNP						
at Utah State					DNP						
vs Hawaii	1	0-1	0-0	0-0	1-0-1	0	0	0	0	0	0
Utah					DNP						
at Weber State					DNP						
Stanford					DNP						
Massachusetts					DNP						
Gonzaga					DNP						
Portland					DNP						
at Santa Clara	3	1-2	0-0	0-0	0-0-0	0	0	0	0	0	2
at San Francisco	3	0-0	0-0	0-0	0-0-0	0	0	0	0	0	0
Pepperdine					DNP						
Loyola Marymount					DNP						
at Pacific	7	2-2	1-1	0-0	0-0-0	1	0	0	0	0	5
at Saint Mary's	1	0-1	0-1	0-0	0-0-0	0	0	0	0	0	0
at San Diego					DNP						
San Francisco	5	1-1	0-0	0-0	1-0-1	2	0	0	0	0	2
Santa Clara	12	0-1	0-0	5-6	5-3-8	1	0	2	0	0	5
at Pepperdine	13	1-2	0-1	0-0	1-2-3	3	1	0	1	0	2
at Loyola Marymount	1	0-0	0-0	0-0	0-0-0	0	0	0	0	0	0
Saint Mary's	14	1-2	0-1	0-0	0-1-1	3	0	0	1	2	2
Pacific	13	0-0	0-0	0-0	1-1-2	1	0	1	0	0	0
San Diego	13	1-1	1-1	1-2	1-1-2	2	0	0	0	0	4
at Portland	20	3-4	0-1	2-2	1-2-3	4	1	0	0	2	8
at Gonzaga	3	0-0	0-0	2-4	0-2-2	1	0	0	0	0	2
vs Santa Clara	7	0-1	0-0	0-0	0-0-0	0	0	1	0	0	0
vs Portland	11	0-0	0-0	0-0	0-1-1	2	0	0	0	0	0
vs Gonzaga	3	1-1	1-1	0-0	0-0-0	3	0	0	0	0	3
vs Ole Miss	7	0-1	0-0	2-2	0-0-0	0	0	0	0	0	2



**YOELI
CHILDS**
SOPHOMORE • FORWARD • 6-11 • 240

23





YOELI CHILDS

SOPHOMORE • FORWARD

6-8 • 225

SOUTH JORDAN, UTAH

BINGHAM HS



HISTORY OF #23

Greg Anderson	1976-79
Jimmy Balderson	2001-02, 04-07
Nathan Call	1986-88, 90-92
Cory Calvert	2012-13
Grig Clawson	1971-75
Jeff Congdon	1963-66
Steve Craig	1975-76, 78-81
Jon Dresser	1966-69
Valoy Eaton	1957-60
Skyler Halford	2013-15
Brian Hamilton	1996-99
Shawn Lindquist	1992-94
Matt Lohner	1994-96
Ty Shippen	2000-01
Ron Steinke	1959-63
Tom Steinke	1954-57
Richie Webb	1980-81, 83-86

FRESHMAN (2016-17)

- Named to the All-WCC Freshman Team
- Received Bronze Honors on the WCC Commissioner's Honor Roll
- Received the Most Improved Player Award at the end of season banquet
- Nationally was 53rd in defensive rebounds per game, 85th in total rebounds, 93rd in rebounds per game, 105th in total blocks, 109th in blocked shots per game and 197th in double-doubles
- Nationally among freshmen was 3rd in rebounds per game, 3rd in defensive rebounds per game, 15th in blocks per game, 33rd in field goal percentage and 36th in offensive rebounds per game,
- In the WCC was 2nd in defensive rebounds, 3rd in rebounding, 5th in field goal percentage, 5th in blocked shots, 5th in double-doubles and 9th in offensive rebounds
- His 17 rebounds at San Francisco were the second most by a WCC player in 2016-17
- Posted season highs of 23 points (at San Francisco), 17 rebounds (at San Francisco), 5 assists (LMU), 2 steals (3 times) and 4 blocks (CSU Bakersfield)
- Scored in double figures 13 times
- Had 5 double-doubles, 10 games with double figure rebounds and 3-plus blocks 7 times
- Led BYU in scoring once, rebounds 12 times and assists once

- and 2.4 assists and led Bingham to a record of 24-2 overall and 12-0 in district play and the 5A state title
- Named the 5A MVP by the Deseret News and first-team all-state by the Salt Lake Tribune in 2016
- Played in the Ballislife All-American Game
- As a junior in 2014-15 averaged 16.4 points, 10.7 rebounds and 2.4 assists and led Bingham to a record of 20-4 overall and 9-1 in district play and a trip to the 5A quarterfinals
- Named 5A first-team all-state by the Deseret News and the Salt Lake Tribune in 2015
- As a sophomore in 2013-14 averaged 11.1 points and 5.3 rebounds while helping Bingham to the 5A quarterfinals
- Named 5A third-team all-state by the Deseret News in 2014
- Ranked No. 53 in ESPN's top 100 for the class of 2016
- Named a four star recruit by ESPN and a three star recruit by Scout and Rivals
- Ranked No. 16 nationally among centers by ESPN
- Named the No. 4 recruit in Utah by ESPN
- Also recruited by Oregon, Oregon State and Stanford
- Played for the Utah Prospects AAU team coached by Tim Davis

PERSONAL

- Mother is Kara Childs
- Has one brother

BEFORE BYU

- Played for Jake Schroeder at Bingham High School
- As a senior in 2015-16 averaged 18.5 points, 10.7 rebounds

CAREER STATISTICS

YEAR	GP-GS	MP	FG-FGA	PCT	3FG-A	PCT	FT-FTA	PCT	O-D-REB	AVG	PF-FO	A	TO	BLK	STL	PTS	AVG
2016-17	33-26	25.9	122-222	.550	0-2	.000	62-106	.585	62-210-272	8.2	80-3	41	57	46	19	306	9.3
TOTAL	33-26	25.9	122-222	.550	0-2	.000	62-106	.585	62-210-272	8.2	80-3	41	57	46	19	306	9.3

CAREER CONFERENCE STATISTICS

YEAR	GP-GS	MP	FG-FGA	PCT	3FG-A	PCT	FT-FTA	PCT	O-D-REB	AVG	PF-FO	A	TO	BLK	STL	PTS	AVG
2016-17	17-16	26.6	68-130	.523	0-2	.000	34-57	.596	37-103-140	8.2	47-3	20	26	23	10	170	10.0
TOTAL	17-16	26.6	68-130	.523	0-2	.000	34-57	.596	37-103-140	8.2	47-3	20	26	23	10	170	10.0

CAREER CONFERENCE TOURNAMENT STATISTICS

YEAR	GP-GS	MP	FG-FGA	PCT	3FG-A	PCT	FT-FTA	PCT	O-D-REB	AVG	PF-FO	A	TO	BLK	STL	PTS	AVG
2016-17	2-2	33.5	8-17	.471	0-0	.000	5-6	.833	3-11-14	7.0	3-0	6	6	1	2	21	10.5
TOTAL	2-2	33.5	8-17	.471	0-0	.000	5-6	.833	3-11-14	7.0	3-0	6	6	1	2	21	10.5

CAREER POSTSEASON STATISTICS

YEAR	GP-GS	MP	FG-FGA	PCT	3FG-A	PCT	FT-FTA	PCT	O-D-REB	AVG	PF-FO	A	TO	BLK	STL	PTS	AVG
2017*	1-1	31.0	2-6	.333	0-0	.000	2-2	1.000	3-5-8	8.0	0-0	2	3	0	0	6	6.0
TOTAL	1-1	31.0	2-6	.333	0-0	.000	2-2	1.000	3-5-8	8.0	0-0	2	3	0	0	6	6.0

*NIT

CAREER HIGHS

Points: 23 at San Francisco – 02/11/17
 Rebounds: 17 at San Francisco – 02/11/17
 Assists: 5 vs. LMU – 03/04/17
 Steals: 2 (3x) last vs. Portland – 02/04/17
 Blocks: 4 vs. CSU Bakersfield – 12/22/16
 FG made: 10 at San Francisco – 02/11/17
 FG attempts: 16 at San Francisco – 02/11/17
 3FG made: –
 3FG attempts: 1 (2x) last at San Francisco – 02/11/17
 FT made: 7 vs. CSU Bakersfield – 12/22/16
 FT attempts: 13 vs. CSU Bakersfield – 12/22/16


MISCELLANEOUS

	16-17	Career
Double-Figure Points	13 (11-2)	13 (11-2)
20-plus Points	1 (1-0)	1 (1-0)
Double-Figure Reb	10 (9-1)	10 (9-1)
Double-Doubles	5 (5-0)	5 (4-0)
3-plus Blocks	7 (6-1)	7 (6-1)
Scoring Leader	1 (1-0)	1 (1-0)
Rebound Leader	12 (9-3)	12 (9-3)
Assist Leader	1 (1-0)	1 (1-0)
Dunks	35	35

YOELI CHILDS

2016-17

Opponent	MP	FG	3FG	FT	REB	PF	A	TO	B	S	PTS
Princeton	23	2-5	0-0	1-4	0-6-6	2	0	1	1	0	5
Coppin State	20	4-5	0-0	0-1	3-12-15	2	3	5	1	1	8
Coastal Carolina	19	2-2	0-0	0-0	0-3-3	0	1	2	1	0	4
vs Saint Louis	17	2-3	0-0	2-2	0-4-4	0	2	2	2	0	6
vs Valparaiso	11	1-2	0-0	1-2	0-2-2	3	1	0	2	0	3
Utah Valley	19	4-7	0-0	0-2	1-5-6	2	0	1	0	1	8
vs Utah State	26	4-7	0-0	1-2	4-8-12	3	1	1	0	1	9
vs USC	17	2-4	0-0	1-2	3-4-7	3	0	1	2	1	10
Weber State	27	5-8	0-0	0-0	0-8-8	4	0	2	1	1	15
Colorado	34	5-7	0-0	1-5	2-10-12	3	0	1	1	0	11
vs Illinois	31	3-5	0-0	2-2	3-6-9	4	1	1	3	2	8
Idaho State	26	4-6	0-0	5-6	2-12-14	3	3	3	3	1	13
CSU Bakersfield	34	6-8	0-0	7-13	1-11-12	1	1	3	4	0	19
Santa Clara	20	2-7	0-0	3-4	1-6-7	2	1	0	1	0	7
at Loyola Marymount	31	6-10	0-0	3-5	5-3-8	2	3	1	1	2	15
at Saint Mary's	28	1-5	0-0	1-2	1-3-4	1	0	0	0	0	3
Pacific	22	5-7	0-0	4-4	2-6-8	2	2	2	3	1	14
San Francisco	32	4-6	0-0	0-0	1-2-3	3	2	3	3	1	8
at San Diego	23	2-5	0-0	2-3	0-3-3	5	1	2	1	0	6
Pepperdine	23	3-8	0-1	2-4	5-9-14	1	1	0	2	0	8
at Pacific	30	3-7	0-0	1-1	2-12-14	3	1	2	2	1	7
at Santa Clara	24	4-6	0-0	0-0	5-6-11	3	0	2	0	0	8
Loyola Marymount	26	3-7	0-0	4-8	0-8-8	4	1	3	2	0	10
Gonzaga	29	4-9	0-0	3-3	2-6-8	2	1	1	0	0	11
Portland	31	6-8	0-0	3-5	2-8-10	3	1	2	3	2	15
at Pepperdine	16	2-4	0-0	2-2	2-5-7	5	1	2	0	1	6
at San Francisco	39	10-16	0-1	3-8	4-13-17	0	0	2	3	1	23
San Diego	25	5-8	0-0	2-4	3-5-8	4	2	1	1	0	12
Saint Mary's	33	6-13	0-0	1-2	1-6-7	2	1	3	1	1	13
at Portland					DNP						
at Gonzaga	20	2-4	0-0	0-2	1-2-3	5	2	0	0	0	4
vs Loyola Marymount	38	4-8	0-0	5-6	2-7-9	2	5	4	1	1	13
vs Saint Mary's	29	4-9	0-0	0-0	1-4-5	1	1	2	0	1	8
UT Arlington	31	2-6	0-0	2-2	3-5-8	0	2	3	0	0	6



PAYTON DASTRUP

SOPHOMORE • FORWARD • 6-10 • 250

15





PAYTON DASTRUP

SOPHOMORE • FORWARD

6-10 • 250

MESA, ARIZONA

MOUNTAIN VIEW HIGH SCHOOL



HISTORY OF #15

John Allen	1999-00, 02-03
James Anderson	2007-11
Mike Dresser	2003-04
Lex Gardner	1939-40
Ralph Greenhalgh	1944-46, 48-49
Dale Hunt	1940-42
Boyd Jarman	1950-53
Fernando Malaman	2005-07
Jake Toolson	2014-15

FRESHMAN (2016-17)

- Played in 24 games
- Posted season highs of 9 points (Coppin State), 5 rebounds (Pepperdine) and 2 blocks (Pacific)
- Scored 9 points on 4 of 6 shooting while adding 2 rebounds against Coppin State in his BYU debut
- Had 4 points and 3 rebounds vs. Valparaiso
- Posted 4 points and 5 rebounds against Pepperdine

BEFORE BYU

- Played for Gary Ernst at Mountain View High School
- As a senior in 2013-14 led Mountain View to a 21-8 record while averaging 16.5 points and 13.0 rebounds
- Earned second-team Division I All-Arizona honors from AZcentral.com and first-team All-Tribune by the East Valley Tribune
- Named Mesa All-City Boys co-MVP and earned first-team honors
- As a junior in 2012-13 led Mountain View to an 18-11 record while averaging 18.1 points, 10.9 rebounds, 3.0 assists and 2.0 blocks
- Named second-team Division I All-Arizona by AZcentral.com and first-team All-Tribune by the East Valley Tribune
- Helped Mountain View to a 21-8 record as a sophomore
- As a sophomore in 2011-12 earned honorable mention All-Arizona Division I honors from AZcentral.com
- Named honorable mention All-Tribune by the East Valley Tribune
- Named a four-star recruit by ESPN, Scout and Rivals
- National overall recruiting rankings: 98th by ESPN, 100th by Rivals
- National position recruiting rankings: 12th by ESPN, 18th by Scout
- Also recruited by Arizona, Arizona State, Florida, Ohio State, Virginia, Kansas, Utah State and UCLA

PERSONAL

- Parents are Kristen and David Dastrup
- Has two sisters
- Served a mission for The Church of Jesus Christ of Latter-day Saints in Panama



CAREER STATISTICS

YEAR	GP-GS	MP	FG-FGA	PCT	3FG-A	PCT	FT-FTA	PCT	O-D-REB	AVG	PF-FO	A	TO	BLK	STL	PTS	AVG
2016-17	24-0	4.4	12-32	.375	3-15	.200	0-0	.000	7-24-31	1.3	14-0	5	7	5	2	27	1.1
TOTAL	24-0	4.4	12-32	.375	3-15	.200	0-0	.000	7-24-31	1.3	14-0	5	7	5	2	27	1.1

CAREER CONFERENCE STATISTICS

YEAR	GP-GS	MP	FG-FGA	PCT	3FG-A	PCT	FT-FTA	PCT	O-D-REB	AVG	PF-FO	A	TO	BLK	STL	PTS	AVG
2016-17	14-0	4.9	6-20	.300	2-13	0.154	0-0	.000	3-12-15	1.1	8-0	3	5	5	1	14	1.0
TOTAL	14-0	4.9	6-20	.300	2-13	0.154	0-0	.000	3-12-15	1.1	8-0	3	5	5	1	14	1.0

CAREER CONFERENCE TOURNAMENT STATISTICS

YEAR	GP-GS	MP	FG-FGA	PCT	3FG-A	PCT	FT-FTA	PCT	O-D-REB	AVG	PF-FO	A	TO	BLK	STL	PTS	AVG
2016-17	1-0	6.0	0-0	.000	0-0	.000	0-0	.000	1-0-1	1.0	0-0	0	0	0	1	0	0.0
TOTAL	1-0	6.0	0-0	.000	0-0	.000	0-0	.000	1-0-1	1.0	0-0	0	0	0	1	0	0.0

CAREER POSTSEASON STATISTICS

YEAR	GP-GS	MP	FG-FGA	PCT	3FG-A	PCT	FT-FTA	PCT	O-D-REB	AVG	PF-FO	A	TO	BLK	STL	PTS	AVG
2017*	1-0	3.0	0-0	.000	0-0	.000	0-0	.000	0-0-0	0.0	0-0	0	0	0	0	0	0.0
TOTAL	1-0	3.0	0-0	.000	0-0	.000	0-0	.000	0-0-0	0.0	0-0	0	0	0	0	0	0.0

*NIT


CAREER HIGHS

Points: 9 vs. Coppin State – 11/17/16
 Rebounds: 5 vs. Pepperdine – 01/19/17
 Assists: 1 (5x) last vs. Pacific – 01/07/17
 Steals: 1 (2x) last vs. Saint Mary's – 03/06/17
 Blocks: 2 vs. Pacific – 01/07/17
 FG made: 4 vs. Coppin State – 11/17/16
 FG attempts: 6 (2x) last at Pepperdine – 02/09/17
 3FG made: 1 (3x) last at Pepperdine – 02/09/17
 3FG attempts: 5 at Pepperdine – 02/09/17
 FT made: –
 FT attempts: –

PAYTON DASTRUP

2016-17

Opponent	MP	FG	3FG	FT	REB	PF	A	TO	B	S	PTS
Princeton					DNP						
Coppin State	7	4-6	1-1	0-0	0-2-2	3	0	1	0	0	9
Coastal Carolina	2	0-2	0-1	0-0	0-0-0	0	0	0	0	0	0
vs Saint Louis	2	0-0	0-0	0-0	0-4-4	0	0	0	0	0	0
vs Valparaiso	8	2-4	0-0	0-0	2-1-3	1	0	0	0	0	4
Utah Valley	2	0-0	0-0	0-0	1-1-2	0	0	1	0	0	0
vs Utah State					DNP						
vs USC	2	0-0	0-0	0-0	0-1-1	0	1	0	0	0	0
Weber State	1	0-0	0-0	0-0	0-0-0	1	0	0	0	0	0
Colorado					DNP						
vs Illinois					DNP						
Idaho State	3	0-0	0-0	0-0	0-3-3	1	1	0	0	0	0
CSU Bakersfield					DNP						
Santa Clara	5	2-5	1-3	0-0	0-1-1	1	1	1	1	0	5
at Loyola Marymount	3	0-1	0-1	0-0	0-1-1	1	1	0	1	0	0
at Saint Mary's	2	0-0	0-0	0-0	0-0-0	0	0	0	0	0	0
Pacific	10	0-0	0-0	0-0	0-4-4	0	1	1	2	0	0
San Francisco	3	0-0	0-0	0-0	0-0-0	0	0	0	0	0	0
at San Diego	1	0-0	0-0	0-0	0-0-0	0	0	0	0	0	0
Pepperdine	9	2-4	0-1	0-0	2-3-5	2	0	2	0	0	4
at Pacific	1	0-1	0-0	0-0	0-0-0	1	0	1	0	0	0
at Santa Clara					DNP						
Loyola Marymount					DNP						
Gonzaga					DNP						
Portland					DNP						
at Pepperdine	12	2-6	1-5	0-0	0-1-1	1	0	0	0	1	5
at San Francisco	7	0-2	0-2	0-0	0-1-1	0	0	0	1	0	0
San Diego	7	0-0	0-0	0-0	0-0-0	1	0	0	0	0	0
Saint Mary's	4	0-1	0-1	0-0	1-0-1	1	0	0	0	0	0
at Portland	4	0-0	0-0	0-0	0-1-1	0	0	0	0	0	0
at Gonzaga	1	0-0	0-0	0-0	0-0-0	0	0	0	0	0	0
vs Loyola Marymount					DNP						
vs Saint Mary's	6	0-0	0-0	0-0	1-0-1	0	0	0	0	1	0
UT Arlington	3	0-0	0-0	0-0	0-0-0	0	0	0	0	0	0



JAHSHIRE HARDNETT

SOPHOMORE • GUARD • 6-0 • 185

0





JAHSHIRE HARDNETT

SOPHOMORE • GUARD
6-0 • 185
GULFPORT, MISSISSIPPI
CHIPOLA COLLEGE



HISTORY OF #0

- Brandon Davies (00)
- Eric Mika (00)
- Jay Thompson
- Kevin Woodberry

- 2009-13
- 2013-14
- 1993-96
- 2002-04

BEFORE BYU

- Played his freshman season at Chipola College in Marianna, Florida
- Averaged 13.0 points, 2.9 rebounds, 3.9 assists and 1.8 steals while shooting 56.0 percent from the field and 43.9 percent from the 3-point line
- Posted season highs of 25 points, eight rebounds, 10 assists and four steals.
- Earned All-Panhandle Conference First Team honors and Panhandle Conference Freshman of the Year
- Helped lead the Indians to a 22-8 record
- Redshirted at Fordham before playing at Chipola
- Prepped at Gulfport High School in Gulfport, Mississippi, where he played for Owen Miller for three seasons
- As a junior, Hardnett averaged 22.2 points, 4.3 rebounds and 1.6 steals while leading Gulfport to the Mississippi Class 6A state title
- Was named to the Sun Herald's All-South Mississippi Team and to the Clairon-Ledger's Dandy Dozen
- As a senior, Hardnett played at Arlington Day School in Jacksonville, Florida, where he averaged 13 points and five rebounds

PERSONAL

- Parents are Monique Phillips and Michael Hardnett
- Has two brothers

2016-17 (Chipola College)

Opponent	MP	FG	3FG	FT	REB	PF	A	TO	B	S	PTS
Conrad Academy	NA	3-3	1-1	4-4	0-2-2	NA	4	0	0	3	11
Jones County	NA	2-6	0-1	5-7	0-1-1	NA	4	1	0	1	9
Faith Baptist	NA	2-3	0-0	0-0	0-1-1	NA	3	1	0	2	4
at Wallace State	NA	4-7	0-1	0-0	0-2-2	NA	7	0	0	2	8
at Snead State	NA	9-12	1-2	4-7	0-2-2	NA	3	5	0	2	23
Reddevils Academy	NA	2-5	0-1	6-9	0-4-4	NA	2	1	0	1	10
Combine Academy	NA	5-8	0-1	3-4	2-0-2	NA	7	1	0	4	13
vs. Roane State	NA	4-9	0-1	8-9	1-2-3	NA	5	2	0	3	16
vs. East Georgia St.	NA	8-12	0-1	4-8	0-2-2	NA	5	5	0	2	20
vs. Miami Dade	NA	7-12	4-6	5-5	1-7-8	NA	5	1	0	3	23
at Florida SW State	NA	1-8	0-0	2-2	0-5-5	NA	4	4	0	0	4
vs. Polk State	NA	0-2	0-0	2-2	0-2-2	NA	2	3	0	0	2
vs. Miami Dade	NA	4-6	1-2	3-6	0-3-3	NA	6	6	0	4	12
Harford	NA	1-5	0-1	0-0	2-2-4	NA	1	1	0	0	2
Monroe College	NA	6-6	3-3	5-6	0-3-3	NA	3	3	0	2	20
vs. Jefferson CTC	NA	1-1	0-0	0-0	0-1-1	NA	0	0	0	0	2
vs. UW Sheboygan	NA	3-4	0-1	0-1	0-0-0	NA	10	0	0	3	6
vs. East Georgia St.	NA	7-11	0-2	6-7	0-4-4	NA	8	0	0	1	20
at Gulf Coast State	NA	8-12	3-4	1-2	0-1-1	NA	5	0	0	1	20
Tallahassee	NA	9-14	4-6	3-5	1-7-8	NA	4	4	0	2	25
at Northwest Fla. St.	NA	8-13	1-2	4-4	1-3-4	NA	3	0	0	1	21
Pensacola State	NA	3-9	0-2	5-6	0-2-2	NA	3	1	0	1	11
Gulf Coast State	NA	4-11	0-2	0-2	2-2-4	NA	1	2	0	1	8
at Tallahassee	NA	8-12	1-2	3-4	0-5-5	NA	5	3	0	3	20
at Pensacola State	NA	7-13	2-5	7-9	2-2-4	NA	4	2	0	2	23
Northwest Fla. State	NA	2-4	0-0	2-2	0-2-4	NA	4	2	0	1	6
at Gulf Coast State	NA	5-9	1-1	2-2	1-4-5	NA	5	6	0	1	13
Tallahassee	NA	3-9	0-2	5-6	0-3-3	NA	0	3	0	3	11
at Northwest Fla. St.	NA	9-13	2-4	0-1	0-1-1	NA	4	3	0	2	20
Pensacola State	NA	1-4	1-3	3-7	0-0-0	NA	0	1	0	2	6

CAREER STATISTICS

YEAR	GP-GS	MP	FG-FGA	PCT	3FG-A	PCT	FT-FTA	PCT	O-D-REB	AVG	PF-FO	A	TO	BLK	STL	PTS	AVG
2016-17	30-29	NA	136-243	.560	25-57	.439	92-127	.724	13-75-88	2.9	NA	117	61	0	53	389	13.0
TOTAL	30-29	NA	136-243	.560	25-57	.439	92-127	.724	13-75-88	2.9	NA	117	61	0	53	389	13.0

CAREER HIGHS

- Points: 25 vs. Tallahassee – 01/14/17
- Rebounds: 8 (2x) last vs. Tallahassee – 01/14/17
- Assists: 10 vs. UW Sheboygan – 12/29/16
- Steals: 4 (2x) last vs. Miami Dade – 12/11/16
- Blocks: –
- FG made: 9 (3x) last at Northwest Florida State – 02/22/17
- FG attempts: 14 vs. Tallahassee – 01/14/17
- 3FG made: 4 (2x) last vs. Tallahassee – 01/14/17
- 3FG attempts: 6 (2x) last vs. Tallahassee – 01/14/17
- FT made: 8 vs. Roane State – 11/25/16
- FT attempts: 9 (2x) last at Pensacola State – 02/04/17

**TJ
HAWS**

SOPHOMORE • GUARD • 6-4 • 170

30





TJ HAWS

SOPHOMORE • GUARD

6-4 • 170

ALPINE, UTAH

LONE PEAK HS



HISTORY OF #30

Harry Anderson	1954-57
Tyrone Brown	1996-97
Lee Cumrard	2005-09
Jerry Dahlman	1961-63
Gary Earnest	1958-61
John Hatch	1967-68
Craig Lewis	1987-88
Mike May	1976-79
Dalton Nixon	2014-15
Bill Ruffner	1963-64, 65-66

FRESHMAN (2016-17)

- Named to the All-WCC First Team
- Named to the All-WCC Freshman Team
- Received Silver Honors on the WCC Commissioner's Honor Roll
- Received the Competitive Spirit Award at the end of season banquet
- Nationally was 135th in 3-point field goals made, 187th in 3-point field goals per game, 207th in 3-point field goal attempts and 209th in free-throw percentage
- Nationally among freshmen was 10th in 3-point field goals per game, 35th in points per game, 45th in assists per game, 64th in 3-point field goal percentage and 80th in steals per game
- In the WCC was 4th in 3-point field goals per game, 5th in free-throw percentage, 7th in assists, 9th in assist/turnover ratio, 10th in scoring, 10th in 3-point field goal percentage and T-10th in steals
- Posted season highs of 29 points (Gonzaga), 7 rebounds (Pacific), 7 assists (twice), 4 steals (USC), 1 block (4 times) and 6 3-point field goals (at San Diego)
- Scored in double figures 26 times and 20-plus points 4 times
- Made 3-plus 3-point field goals 16 times and had 3-plus steals 4 times
- Led the team in scoring 4 times and assists 8 times

- As a senior in 2013-14 averaged 25.2 points, 3.5 rebounds, 5.2 assists and 1.8 steals and hit 95 threes while leading Lone Peak to a 23-3, 11-1 record in region play
- Named the 2014 Mr. Basketball by the Deseret News and the 2014 Utah Gatorade Player of the Year
- Received first-team all-state honors from the Deseret News and the Salt Lake Tribune
- Named the 2014 Valley Player of the Year by the Daily Herald
- Earned 2014 5A Tournament MVP honors
- As a junior in 2012-13 averaged 17.1 points, 3.4 rebounds, 4.6 assists, 1.9 steals and hit 64 threes as Lone Peak finished 26-1 overall and 10-0 in region play
- Named the 2012-13 5A MVP by the Deseret News, first-team all-state by the Salt Lake Tribune and All-Valley Offensive MVP by the Daily Herald
- As a sophomore in 2011-12 averaged 17.4 points, 4.6 rebounds, 1.9 assists and 1.5 steals and hit 59 threes as Lone Peak finished 22-3 overall and 9-1 in region play
- Named first-team all-state by the Deseret News and the Salt Lake Tribune and All-Valley by the Daily Herald
- Named the 2012 5A Tournament MVP
- As a freshman in 2010-11 averaged 13.8 points and hit 46 threes as Lone Peak finished 24-1 overall and 12-0 in region play
- Named second-team all-state by the Deseret News and Salt Lake Tribune, all-valley by the Daily Herald and first-team all-Region 4
- Competed in the NBPA Top 100 camp during the summer of 2013
- Named a four-star recruit by ESPN, Scout and Rivals
- National overall recruiting rankings: 67th by ESPN, 57th by

BEFORE BYU

- A four-time 5A Utah state champion (2011, 2012, 2013, 2014) and a 2013 MaxPreps.com National Champion playing for Quincy Lewis at Lone Peak High School
- Posted career totals of 1,896 points (18.4 ppg) and 264 threes

CAREER STATISTICS

YEAR	GP-GS	MP	FG-FGA	PCT	3FG-A	PCT	FT-FTA	PCT	O-D-REB	AVG	PF-FO	A	TO	BLK	STL	PTS	AVG
2016-17	34-34	30.6	147-347	.424	76-188	.404	100-127	.787	9-88-97	2.9	77-2	110	86	4	34	470	13.8
TOTAL	34-34	30.6	147-347	.424	76-188	.404	100-127	.787	9-88-97	2.9	77-2	110	86	4	34	470	13.8

CAREER CONFERENCE STATISTICS

YEAR	GP-GS	MP	FG-FGA	PCT	3FG-A	PCT	FT-FTA	PCT	O-D-REB	AVG	PF-FO	A	TO	BLK	STL	PTS	AVG
2016-17	18-18	30.3	84-189	.444	44-105	.419	57-73	.781	3-48-51	2.8	45-2	58	48	4	14	269	14.9
TOTAL	18-18	30.3	84-189	.444	44-105	.419	57-73	.781	3-48-51	2.8	45-2	58	48	4	14	269	14.9

CAREER CONFERENCE TOURNAMENT STATISTICS

YEAR	GP-GS	MP	FG-FGA	PCT	3FG-A	PCT	FT-FTA	PCT	O-D-REB	AVG	PF-FO	A	TO	BLK	STL	PTS	AVG
2016-17	2-2	32.5	7-21	.333	4-11	.364	9-11	.818	1-3-4	2.0	4-0	5	5	0	0	27	13.5
TOTAL	2-2	32.5	7-21	.333	4-11	.364	9-11	.818	1-3-4	2.0	4-0	5	5	0	0	27	13.5

CAREER POSTSEASON STATISTICS

YEAR	GP-GS	MP	FG-FGA	PCT	3FG-A	PCT	FT-FTA	PCT	O-D-REB	AVG	PF-FO	A	TO	BLK	STL	PTS	AVG
2017*	1-1	24.0	3-7	.429	3-5	.600	2-4	.500	0-2-2	2.0	2-0	3	4	0	0	11	11.0
TOTAL	1-1	24.0	3-7	.429	3-5	.600	2-4	.500	0-2-2	2.0	2-0	3	4	0	0	11	11.0

*NIT

CAREER HIGHS

Points: 29 vs. Gonzaga – 02/02/17
 Rebounds: 7 vs. Pacific – 01/07/17
 Assists: 7 (2x) last vs. San Diego – 02/16/17
 Steals: 4 vs. USC – 12/03/16
 Blocks: 1 (4x) last vs. Saint Mary's – 02/18/17
 FG made: 8 (3x) last vs. Gonzaga – 02/02/17
 FG attempts: 19 vs. Gonzaga – 02/02/17
 3FG made: 6 at San Diego – 01/14/17
 3FG attempts: 12 at San Diego – 01/14/17
 FT made: 9 vs. Gonzaga – 02/02/17
 FT attempts: 10 (2x) last vs. LMU – 03/04/17

MISCELLANEOUS

	16-17	Career
Double-Figure Points	26 (16-10)	26 (16-10)
20-plus Points	4 (2-2)	4 (2-2)
3-plus Steals	5 (3-2)	5 (3-2)
3-plus 3-point FG	16 (12-4)	16 (12-4)
Scoring Leader	4 (1-3)	4 (1-3)
Assist Leader	8 (7-1)	8 (7-1)

TJ HAWS

- Scout, 70th by Rivals
- National position recruiting rankings: 13th by ESPN, 14th by Scout
- Played for DreamVision and Utah Reign during the AAU season

- Brother Tyler (2009-10, 12-15) is BYU's all-time leading scorer with 2,720 career points
- His father Marty Haws played for BYU from 1986-90 and earned All-WAC honors
- Served a mission for The Church of Jesus Christ of Latter-day Saints in France

PERSONAL

- Wife's name is Lauren
- Parents are Marty and Tiffanie Haws

2016-17

Opponent	MP	FG	3FG	FT	REB	PF	A	TO	B	S	PTS
Princeton	35	5-11	3-6	7-8	1-1-2	4	1	1	0	3	20
Coppin State	22	4-8	3-7	0-0	0-5-5	2	1	2	0	1	11
Coastal Carolina	29	3-12	1-3	1-2	0-4-4	1	5	2	0	0	8
vs Saint Louis	34	3-9	2-5	1-2	1-2-3	1	3	5	0	2	9
vs Valparaiso	26	6-10	3-5	0-0	0-2-2	3	0	1	0	0	15
Utah Valley	29	1-10	0-4	4-5	0-2-2	3	7	0	0	1	6
vs Utah State	30	2-8	0-4	2-2	2-2-4	1	0	0	0	1	6
vs USC	26	6-14	1-4	3-4	0-0-0	3	1	4	0	4	16
Weber State	37	5-10	2-5	3-3	1-1-2	3	5	3	0	0	15
Colorado	36	5-9	4-5	2-3	0-5-5	3	4	4	0	2	16
vs Illinois	33	4-12	1-7	1-1	0-6-6	1	5	3	0	3	10
Idaho State	31	5-9	3-7	4-5	0-2-2	1	6	1	0	3	17
CSU Bakersfield	37	4-8	2-5	4-4	0-3-3	1	5	3	0	0	14
Santa Clara	29	5-6	3-3	4-6	0-6-6	1	6	5	0	0	17
at Loyola Marymount	36	8-13	4-8	0-0	0-1-1	3	4	1	0	0	20
at Saint Mary's	31	3-10	0-2	1-1	1-2-3	0	1	0	0	0	7
Pacific	25	4-10	3-7	4-4	0-7-7	1	3	0	0	0	15
San Francisco	32	1-5	0-3	5-6	0-3-3	2	3	2	0	1	7
at San Diego	35	8-18	6-12	5-6	0-2-2	3	2	2	0	1	27
Pepperdine	20	3-7	1-3	1-2	0-1-1	4	6	2	1	1	8
at Pacific	36	6-11	3-6	1-3	0-3-3	4	5	4	0	2	16
at Santa Clara	32	4-12	1-6	6-7	0-1-1	2	3	4	0	2	15
Loyola Marymount	35	6-11	3-7	4-8	0-4-4	3	1	6	0	0	19
Gonzaga	34	8-19	4-9	9-10	0-2-2	0	1	1	1	0	29
Portland	32	4-11	2-6	5-6	0-2-2	3	1	2	1	1	15
at Pepperdine	26	3-10	1-6	7-8	1-0-1	3	3	3	0	0	14
at San Francisco	37	6-12	3-7	2-2	0-5-5	3	3	4	0	3	17
San Diego	28	4-8	3-5	1-2	0-2-2	5	7	2	0	0	12
Saint Mary's	33	4-8	1-3	2-2	0-1-1	0	2	2	1	1	11
at Portland	14	1-3	1-3	0-0	1-2-3	5	4	3	0	1	3
at Gonzaga	31	6-15	5-9	0-0	0-4-4	3	3	5	0	1	17
vs Loyola Marymount	33	2-7	2-5	8-10	1-2-3	3	4	4	0	0	14
vs Saint Mary's	32	5-14	2-6	1-1	0-1-1	1	1	1	0	0	13
UT Arlington	24	3-7	3-5	2-4	0-2-2	2	3	4	0	0	11



DALTON NIXON

SOPHOMORE • FORWARD • 6-7 • 215

33





DALTON NIXON

SOPHOMORE • FORWARD
6-7 • 215
OREM, UTAH
OREM HS



HISTORY OF #33

Nate Austin	2011-16
Vince Bryan	1987-89
Jeff Campbell	1990-91, 93-97
Jack Cravens	1956-58
Larry DeLaittre	1969-70
Brian Frishman	1974-75
Todd Gentry	1986-87, 89-90
Jacob Hawkins	1998-99
Greg Humphreys	1985-87
Jim Kelson	1960-63
Steve Kramer	1963-66
Kari Liimo	1965-69
Kevin Nixon	1991-93
Timo Saarelainen	1980-85
Kalevi Sarkalhti	1970-73
Morgan Smith	1999-00
Glenn Stewart	1959-60

FRESHMAN (2014-15)

- Played in 27 games and started 2
- Posted season highs of 10 points (Southern Virginia), 4 rebounds (4 times), 4 assists (San Francisco), 2 blocks (Santa Clara) and 1 steal (4 times)
- Posted 10 points, 3 rebounds, 2 assists and 1 steal vs. Southern Virginia
- Had 7 points, 3 rebounds, 1 assist and 1 block vs. Chaminade
- Totaled 5 points and 4 boards at Weber State
- Hit 4 of 4 from the field for 8 points and added 3 rebounds and 1 steal at San Diego

- Played for the Utah Prospects during the AAU season

PERSONAL

- Parents are Kevin and Stephanie Nixon
- Has two sisters
- His father Kevin Nixon played at BYU from 1991-93
- Served a mission for The Church of Jesus Christ of Latter-day Saints in Boston
- Also recruited by Arizona State, Creighton, Hawaii, San Diego, San Francisco, Utah, Utah State and Weber State

BEFORE BYU

- A four-year letterman playing for Golden Holt at Orem High School
- Orem's all-time leading scorer with 1,367 points and a three-time first-team all-state honoree
- As a senior averaged 20.2 points, 8.9 rebounds, 1.7 assists and 1.1 steals as Orem finished 18-9 overall, 10-2 in region play and advanced to the 4A state championship game
- Named first-team all-state by the Deseret News and the Salt Lake Tribune
- As a junior averaged 17.5 points, 8.2 rebounds, 1.7 assists and 1.3 steals and hit 21 threes as Orem finished 20-4 overall and 13-1 in region play
- Named first-team all-state by the Deseret News and the Salt Lake Tribune, All-Valley by the Daily Herald
- As a sophomore averaged 12.5 points and 5.5 rebounds and hit 33 threes as Orem finished 24-1 overall, 14-0 in region play and won the 4A Utah state title
- Named first-team all-state by the Deseret News and the Salt Lake Tribune and All-Valley by the Daily Herald
- Named the 4A Tournament MVP as a sophomore
- National position recruiting rankings: 51st by ESPN



CAREER STATISTICS

YEAR	GP-GS	MP	FG-FGA	PCT	3FG-A	PCT	FT-FTA	PCT	O-D-REB	AVG	PF-FO	A	TO	BLK	STL	PTS	AVG
2014-15	27-2	9.7	20-47	.426	3-18	.167	13-13	1.000	12-33-45	1.7	32-1	21	12	4	4	56	2.1
TOTAL	27-2	9.7	20-47	.426	3-18	.167	13-13	1.000	12-33-45	1.7	32-1	21	12	4	4	56	2.1

CAREER CONFERENCE TOURNAMENT STATISTICS

YEAR	GP-GS	MP	FG-FGA	PCT	3FG-A	PCT	FT-FTA	PCT	O-D-REB	AVG	PF-FO	A	TO	BLK	STL	PTS	AVG
2014-15	2-0	1.0	0-1	.000	0-1	.000	0-0	1.000	0-0-0	0.0	0	0	0	0	0	0	0.0
TOTAL	2-0	1.0	0-1	.000	0-1	.000	0-0	1.000	0-0-0	0.0	0	0	0	0	0	0	0.0

CAREER CONFERENCE STATISTICS

YEAR	GP-GS	MP	FG-FGA	PCT	3FG-A	PCT	FT-FTA	PCT	O-D-REB	AVG	PF-FO	A	TO	BLK	STL	PTS	AVG
2014-15	14-2	12.0	8-18	.444	1-8	.125	10-10	1.000	5-19-24	1.7	19-1	12	9	3	2	27	1.9
TOTAL	14-2	12.0	8-18	.444	1-8	.125	10-10	1.000	5-19-24	1.7	19-1	12	9	3	2	27	1.9

CAREER HIGHS

Points: 10 vs. Southern Virginia – 11/19/14
 Rebounds: 4 (4x) last at Saint Mary's – 01/17/15
 Assists: 4 at San Francisco – 01/03/15
 Steals: 1 (4x) last vs. Saint Mary's – 02/12/15
 Blocks: 2 vs. Santa Clara – 01/31/15
 FG made: 4 (2x) last at San Diego – 01/24/15
 FG attempts: 9 vs. Southern Virginia – 11/19/14
 3FG made: 1 (3x) last at Saint Mary's – 01/17/15
 3FG attempts: 2 (3x) last at San Francisco – 01/03/15
 FT made: 4 at Santa Clara – 01/01/15
 FT attempts: 4 at Santa Clara – 01/01/15

MISCELLANEOUS

	14-15	Career
Double-Figure Points	1 (1-0)	1 (1-0)

DALTON NIXON

2014-15

Opponent	MP	FG	3FG	FT	REB	PF	A	TO	B	S	PTS
Long Beach State	7	0-1	0-1	0-0	0-1-1	2	0	0	0	0	0
Arkansas-Little Rock	7	2-3	0-0	0-0	0-0-0	1	1	0	0	0	4
Southern Virginia	17	4-9	0-2	2-2	1-2-3	0	2	1	0	1	10
vs San Diego State	6	0-0	0-0	0-0	1-2-3	0	2	0	0	0	0
vs Chaminade	16	3-5	0-2	1-1	0-3-3	3	1	1	1	0	7
vs Purdue	6	1-2	1-1	0-0	1-0-1	3	0	0	0	0	3
Eastern Kentucky	2	0-0	0-0	0-0	0-0-0	1	1	0	0	0	0
at Utah State					DNP						
vs Hawaii	2	0-1	0-0	0-0	0-1-1	1	0	0	0	0	0
Utah					DNP						
at Weber State	13	2-2	1-1	0-0	1-3-4	1	0	0	0	0	5
Stanford	8	0-3	0-1	0-0	3-1-4	0	1	0	0	0	0
Massachusetts	8	0-2	0-1	0-0	0-1-1	1	1	1	0	1	0
Gonzaga					DNP						
Portland	4	0-1	0-1	0-0	0-0-0	2	0	0	0	0	0
at Santa Clara	18	0-1	0-1	4-4	0-4-4	0	1	0	0	0	4
at San Francisco	15	1-3	0-2	2-2	1-1-2	1	4	0	0	0	4
Pepperdine	6	0-1	0-1	0-0	0-0-0	0	0	0	0	0	0
Loyola Marymount	2	0-0	0-0	0-0	0-1-1	1	0	0	0	0	0
at Pacific	21	1-2	0-0	2-2	1-2-3	3	0	1	1	0	4
at Saint Mary's	31	1-1	1-1	0-0	0-4-4	1	2	4	0	0	3
at San Diego	13	4-4	0-0	0-0	0-3-3	5	0	1	0	1	8
San Francisco	11	0-1	0-0	0-0	2-1-3	0	2	1	0	0	0
Santa Clara	21	0-1	0-1	0-0	1-2-3	3	1	0	2	0	0
at Pepperdine	20	0-2	0-1	0-0	0-1-1	2	2	0	0	0	0
at Loyola Marymount	1	0-0	0-0	2-2	0-0-0	0	0	0	0	0	2
Saint Mary's	3	0-0	0-0	0-0	0-0-0	0	0	1	0	1	0
Pacific	2	1-1	0-0	0-0	0-0-0	1	0	1	0	0	2
San Diego					DNP						
at Portland					DNP						
at Gonzaga					DNP						
vs Santa Clara					DNP						
vs Portland	2	0-1	0-1	0-0	0-0-0	0	0	0	0	0	0
vs Gonzaga	0	0-0	0-0	0-0	0-0-0	0	0	0	0	0	0
vs Ole Miss					DNP						



ZAC SELJAAS

SOPHOMORE • GUARD • 6-7 • 215

2





ZAC SELJAAS

SOPHOMORE • GUARD

6-7 • 215

BOUNTIFUL, UTAH

BOUNTIFUL HS



HISTORY OF #2

Matt Carlino	2010-14
Craig Cusick	2011-13
Jordan Ellis	2014-15
Zach Frampton	2016-17
Travis Hansen	2000-03
Lamont Morgan Jr.	2007-10
Silester Rivers	1997-00
Mike Rose	2003-07

FRESHMAN (2015-16)

- Played in 35 games and started 1
- Received the Sixth Man Award at the team banquet
- Nationally was 224th in 3-point field goals
- Among freshmen nationally was 38th in 3-point field goals
- In the WCC was 2nd in 3-point field goal percentage and 11th in 3-point field goals
- Finished the 2015-16 season 2nd in 3-point field goal percentage in a season at BYU and T-13th in made 3-point field goals
- His 7 3-point field goals against Central Michigan are tied for 8th most in a single game in BYU history
- In the BYU freshman record book is 1st in 3-point field goal percentage in a season, 2nd in 3-point field goals, 2nd in 3-point field goals per game, 2nd in games with 3-plus 3-point field goals and T-2nd most games with 5-plus 3-pointers
- Ended the season with 10-straight games with a made 3-pointer
- Posted season highs of 25 points (Central Michigan), 7 rebounds (3 times), 5 assists (twice), 3 steals (UAB), 3 blocks (Valparaiso) and 7 3-point field goals (Central Michigan)
- Scored in double figures 12 times and 20-plus points twice
- Had 3-plus steals once and 3-plus blocks once
- Had 3-plus 3-point field goals 10 times
- Led the team in scoring twice and rebounds once

- Named the 4A MVP and first-team all-state by the Deseret News, received All-Tribune (top players in the state regardless of classification) honors from the Salt Lake Tribune and named the Standard Examiner All-Area MVP
- Led Bountiful to a record of 22-6 overall and 14-0 in Region and the 4A state title
- Averaged 25.4 points, 6.1 rebounds, 4.3 assists and 1.7 steals and hit 82 threes
- Named to the 4A all-state first team by the Deseret News and the Salt Lake Tribune as a junior
- Led Bountiful to a record of 26-1 overall and 14-0 in Region 6 and the 4A state title
- Averaged 18.6 points, 6.1 rebounds, 3.6 assists and 1.7 steals and hit 70 threes
- Posted season highs of 33 points, 13 rebounds, 8 assists and 5 steals
- Named to the 4A all-state second team by the Deseret News and the Salt Lake Tribune as a sophomore
- Led Bountiful to a record of 21-4 overall and 10-0 in Region 6 and the 4A state semifinals
- Averaged 15.3 points, 4.3 rebounds, 3.2 assists and 1.3 steals and hit 49 threes
- Ranked 58th among small forwards in the class of 2015 by ESPN.com
- Played AAU basketball for the Utah Prospects and was coached by Lynn Lloyd

BEFORE BYU

- A four-year letterman for coach Mike Maxwell at Bountiful High School
- Finished Bountiful career with totals of 1,704 points, 494 rebounds, 325 assists, 140 steals and 217 3-point field goals
- Named the Utah Gatorade Player of the Year

PERSONAL

- Parents are Gary and Carleen Seljaas
- Has two sisters and one brother
- Sister Nancy played at BYU from 2002-05
- Served a mission for The Church of Jesus Christ of Latter-day Saints in Iowa

CAREER STATISTICS

YEAR	GP-GS	MP	FG-FGA	PCT	3FG-A	PCT	FT-FTA	PCT	O-D-REB	AVG	PF-FO	A	TO	BLK	STL	PTS	AVG
2015-16	35-1	19.9	88-178	.494	68-136	.500	23-33	.697	19-81-100	2.9	63-1	41	21	16	21	267	7.6
TOTAL	35-1	20.0	88-178	.494	68-136	.500	23-33	.667	19-81-100	2.9	63-1	41	21	16	21	267	7.6

CAREER CONFERENCE STATISTICS

YEAR	GP-GS	MP	FG-FGA	PCT	3FG-A	PCT	FT-FTA	PCT	O-D-REB	AVG	PF-FO	A	TO	BLK	STL	PTS	AVG
2015-16	17-0	20.0	39-91	.429	30-72	.417	8-12	.667	15-48-63	3.7	30-0	29	11	7	6	116	6.8
TOTAL	17-0	20.0	39-91	.429	30-72	.417	8-12	.667	15-48-63	3.7	30-0	29	11	7	6	116	6.8

CAREER CONFERENCE TOURNAMENT STATISTICS

YEAR	GP-GS	MP	FG-FGA	PCT	3FG-A	PCT	FT-FTA	PCT	O-D-REB	AVG	PF-FO	A	TO	BLK	STL	PTS	AVG
2015-16	2-0	30.0	6-14	.429	5-9	.556	4-5	.800	0-4-4	2.0	5-0	1	0	1	1	21	10.5
TOTAL	2-0	30.0	6-14	.429	5-9	.556	4-5	.800	0-4-4	2.0	5-0	1	0	1	1	21	10.5

CAREER POSTSEASON STATISTICS

YEAR	GP-GS	MP	FG-FGA	PCT	3FG-A	PCT	FT-FTA	PCT	O-D-REB	AVG	PF-FO	A	TO	BLK	STL	PTS	AVG
2016*	4-1	29.0	12-21	.571	10-18	.556	7-9	.778	2-11-13	3.3	9-0	4	4	6	7	41	10.3
TOTAL	4-1	29.0	12-21	.571	10-18	.556	7-9	.778	2-11-13	3.3	9-0	4	4	6	7	41	10.3

*NIT

CAREER HIGHS

Points: 25 vs. Central Michigan – 12/18/15
 Rebounds: 7 (3x) last vs. Creighton – 03/22/16
 Assists: 5 (2x) last vs. Gonzaga – 02/27/16
 Steals: 3 vs. UAB – 03/16/16
 Blocks: 3 (2x) last vs. Valparaiso – 03/29/16
 FG made: 9 vs. Central Michigan – 12/18/15
 FG attempts: 13 vs. Central Michigan – 12/18/15
 3FG made: 7 vs. Central Michigan – 12/18/15
 3FG attempts: 10 (2x) last vs. San Francisco – 01/09/16
 FT made: 4 vs. Creighton – 03/22/16
 FT attempts: 5 vs. Northern Iowa – 12/25/15


MISCELLANEOUS

	15-16	Career
Double-Figure Points	12 (11-1)	12 (11-1)
20-plus Points	2 (2-0)	2 (2-0)
3-plus Steals	1 (1-0)	1 (1-0)
3-plus Blocks	1 (0-1)	1 (0-1)
3-plus 3-point FG	10 (9-1)	10 (9-1)
Scoring Leader	2 (2-0)	2 (2-0)
Rebound Leader	1 (1-0)	1 (1-0)

ZAC SELJAAS

2015-16

Opponent	MP	FG	3FG	FT	REB	PF	A	TO	B	S	PTS
Utah Valley	10	1-4	1-3	0-0	0-2-2	0	0	0	1	0	3
at Long Beach State	2	0-0	0-0	0-0	0-0-0	0	0	1	0	0	0
Adams State	5	2-2	2-2	0-0	0-1-1	1	0	0	0	0	6
Mississippi Valley State	11	1-4	1-3	0-0	0-2-2	0	0	2	0	0	3
Belmont					DNP						
at Utah	6	1-2	0-1	0-0	0-0-0	0	0	0	0	0	2
vs Weber State	15	1-2	0-1	1-2	0-1-1	2	0	0	0	0	3
Utah State	9	1-2	1-2	0-0	0-0-0	2	0	1	0	0	3
at Colorado	22	7-11	4-7	0-0	1-2-3	3	0	0	0	1	18
Central Michigan	30	9-13	7-9	0-0	1-4-5	1	3	0	0	2	25
vs Harvard	27	3-6	2-4	0-0	0-2-2	5	0	2	0	1	8
vs New Mexico	16	2-3	2-2	0-0	0-1-1	2	1	0	0	2	6
vs Northern Iowa	29	3-3	3-3	3-5	0-3-3	3	3	1	0	1	12
at Saint Mary's	17	1-2	1-2	0-0	0-0-0	1	0	0	0	0	3
at Pacific	27	4-8	4-6	2-2	1-4-5	1	0	1	0	1	14
Santa Clara	18	5-11	4-10	0-0	2-5-7	0	1	0	1	0	14
San Francisco	22	7-12	6-10	0-0	2-3-5	4	1	1	1	1	20
at Gonzaga	14	1-6	0-3	0-0	0-4-4	2	0	2	0	0	2
at Portland	11	1-4	0-3	1-1	2-1-3	1	0	1	1	1	3
at Loyola Marymount	30	4-9	4-8	0-0	1-3-4	1	1	0	2	0	12
at Pepperdine	21	1-5	0-4	0-0	1-4-5	0	2	1	1	0	2
Loyola Marymount	14	1-4	1-3	0-1	1-4-5	1	3	1	0	0	3
Pepperdine					DNP						
Saint Mary's	12	1-1	1-1	0-0	0-2-2	0	1	1	0	0	3
Pacific	12	0-2	0-2	0-0	0-3-3	1	0	0	0	0	0
at San Francisco	23	1-2	1-2	2-4	1-6-7	4	4	2	0	0	5
at Santa Clara	14	0-0	0-0	0-0	0-2-2	4	1	0	0	0	0
at San Diego	23	1-2	1-2	0-0	0-2-2	3	1	0	0	0	3
San Diego	24	5-7	3-4	0-0	1-1-2	0	4	0	0	0	13
Portland	25	4-8	2-6	0-0	1-2-3	3	5	0	0	1	10
Gonzaga	33	2-8	2-6	3-4	2-2-4	4	5	2	1	2	9
vs Santa Clara	28	3-7	3-6	3-4	0-4-4	2	1	0	1	0	12
vs Gonzaga	32	3-7	2-3	1-1	0-0-0	3	0	0	0	1	9
UAB	24	3-5	2-4	0-1	1-2-3	1	2	0	1	3	8
Virginia Tech	23	3-3	2-2	3-3	0-1-1	1	1	2	1	1	11
Creighton	37	5-6	5-6	4-4	1-6-7	3	1	1	1	2	19
vs Valparaiso	32	1-7	1-6	0-1	0-2-2	4	0	1	3	1	3



EVAN TROY

SOPHOMORE • GUARD • 6-5 • 180

21





EVAN TROY

SOPHOMORE • GUARD

6-5 • 180

LONGVIEW, WASHINGTON

MARK MORRIS HS



HISTORY OF #21

Roland Bevell	1959-61
Tim Cannon	1997-99
Craig Christensen	1975-76, 78-82
Kyle Davis	2014-17
Chris Dowling	1968-69
Mark Heslop	1985-86, 88-92
Russell Larson	1991-95
Vance Law	1975-77
Mike Maxwell	1979-82, 85-86
Chris Nikchevich	1982-85
Stephen Rogers	2010-12
Randy Schouten	1965-68
Rickey Shumway	1958-59
Chris Stock	1995-96
Trent Whiting	2000-01

BEFORE BYU

- Prepped at Mark Morris High School for Bill Bakamus
- As a senior in 2015-16, was team captain and averaged 11.3 points, 7.8 rebounds, 3.6 assists and 2.6 steals per game
- Led Mark Morris (26-4) to a district championship and the 2A state tournament where the Monarchs won the consolation game
- Named first-team all-league and first-team all-area as a senior by the Daily News
- Named Washington Interscholastic Activities Association (WIAA) Washington State Athlete of the Week
- Selected to play in All-Washington state game
- As a junior in 2014-15, averaged 9 points and 5.3 rebounds per game
- Led Mark Morris (20-7) to a district championship and a sixth-place finish at the 2A state tournament
- Named honorable mention all-league as a junior by the Daily News
- Named a 2014 Academic State Champion
- Played AAU for Roots Basketball, coached by Josh Wilson

PERSONAL

- Parents are JD and Terri Troy
- Has one brother and two sisters
- Mother played college basketball and his father wrestled in college

RYLAN BERGERSEN

FRESHMAN • GUARD • 6-6 • 200

1





RYLAN BERGERSEN

FRESHMAN • GUARD

6-6 • 200

BOISE, IDAHO

LINK YEAR



HISTORY OF #1

Charles Abouo
Rashaun Broadus
Raul Delgado
Chase Fischer
Mike Hall
Nate Knight

2008-12
2005-07
2012-13
2013-16
2003-05
2000-01


BEFORE BYU

- Reclassified to play one year of prep school at Link Year for Antonio McKenzie in Branson, Missouri
- Averaged 18 points, five rebounds and three assists while shooting 42 percent from 3
- During the summer of 2016, played for Team Fast on the Adidas Uprising circuit where he averaged 12.9 points and shot 44 percent from downtown
- Played at Borah High School for coach Cary Cada
- As a senior in 2015-16, averaged 15.5 points, 5.7 rebounds, 3.0 assists, 1.4 blocks and 2.3 assists per game while shooting 53 percent from the floor and 41 percent from 3-point range
- Led Borah (23-3) to the semifinals of the 5A state tournament and a win in the consolation game
- Named first-team all-state as a senior by the Idaho Statesman and USA Today
- Named second-team all-state as a junior by USA Today


PERSONAL

- Parents are Roberto and Rhonda Bergersen
- His father Roberto was selected in the second round of the 1999 NBA Draft by the Atlanta Hawks and was inducted into the Boise State Hall of Fame

COACHING STAFF



HEAD COACH DAVE ROSE



DAVE ROSE

HEAD COACH
305-111/.733
13TH YEAR
HOUSTON '83



Since becoming head coach of the BYU men's basketball program on April 11, 2005, Dave Rose has guided the Cougars to an impressive array of on-the-court awards and accolades while his unassuming approach to service and the community has been recognized at the top of his profession.

With a 305-111 record, Rose has produced an 11-year resume that is nearly unmatched. In fact, among the 40-plus coaches who took over a program in 2005, Rose has the best winning percentage (.733) and the most wins (305). Among first-time head coaches in 2005, Rose is the only one to achieve at least 20 wins in each of his first 12 seasons. His 305 victories place him sixth for best career starts (through 12 seasons) by wins in NCAA history. Rose currently holds the school record for career winning percentage (.733) and is second in career victories. He reached the 200 career victory mark in his 259th game to make him the 15th fastest in NCAA history to reach the milestone. In 2016-17, Rose reached 300 wins in his 407th games, tied for 25th fastest in NCAA history.

Equally committed to excellence off the court, Rose was honored on April 6, 2008, by the National Association of Basketball Coaches with its Game Pillar Award for Service, one of only four Pillar Awards (Education, Leadership, Service and Advocacy) that the Association annually bestows on the most deserving among its vast membership. While Rose has

never sought such attention, his actions and accomplishments – both on the court and in the community – have commanded the praises of faithful followers and casual observers alike. In April 2008, Rose became the 63rd recipient of the Dale Rex Memorial Award, given annually to the person who has done the most for amateur athletics in the state of Utah. Further evidence of Rose's commitment to excellence is his basketball program received APR Public Recognition awards for seven-straight seasons (2006 to 2012) for its high academic achievement. In fact, the Cougars were the only Division I program to earn public recognition and a bid to the NCAA tournament every year from 2007 to 2012.

Cougar fans have had plenty to "Rise and Shout" about with Rose at the helm. A tireless worker, gifted motivator and talented strategist, Rose has returned BYU to the national stage with five-straight seasons appearing in the top-25 polls (2006 to 2011), six-straight trips to the NCAA tournament, six-straight 25-win seasons (2007 to 2012) and four-straight seasons with a postseason victory (2010 to 2013) – all four are program-record streaks. Rose and the Cougars are also in the midst of two current streaks that are program records, including 12-straight 20-win seasons (2005-06 to 2015-17) and 12-straight trips to the postseason (2006 to 2017). In his first season, Rose and his staff produced the nation's second-most improved team by turning

a 9-21 squad that finished tied for last with three wins in the Mountain West Conference in 2004-05 into a 20-9 NIT qualifier and 12-4 second-place MWC finisher in 2005-06. Under his tutelage from 2007 to 2009, the Cougars achieved the MWC's first back-to-back outright league championships (2007 and 2008) while adding to the streak with a share of the regular season title in 2009. Historically, the last time a BYU team garnered back-to-back outright league crowns was in 1979 and 1980 when the Cougars touted one of their all-time greats in Danny Ainge, while the last time the Blue and White produced three-straight titles was from 1932 to 1934. In 2010, BYU set a then-program record with 30 victories and defeated Florida in the first round of the NCAA tournament, the program's first NCAA tournament victory since 1993.

In 2010-11, Rose and the Cougars set numerous program records with 32 wins and a winning percentage of 86.5, a fourth conference title in five seasons and nine-straight weeks ranked in the top 10 (BYU was ranked the entire season), including a No. 3 ranking in both the AP and the ESPN/USA Today Coaches polls. BYU's No. 3 seed in the NCAA tournament tied the best seed earned by the Cougars in team history. With wins over Wofford and Gonzaga in the second and third rounds of the tournament, BYU reached the Sweet 16 for the first time since 1981. Statistically, BYU finished fifth in the nation in winning percentage and scoring margin, seventh in scoring offense, 10th in free-throw percentage, 15th in turnover margin, 16th in assist to turnover ratio, 17th in turnovers per game and 18th in 3-point field goals per game. Rose also coached the nation's player of the year and NCAA Division I scoring leader Jimmer Fredette, who averaged 28.9 points per game.

Despite the loss of Fredette and

HEAD COACH DAVE ROSE

BYU's all-time steals leader Jackson Emery, Rose kept the Cougars rolling in 2011-12. With a 26-9 overall record and a 12-4 record in West Coast Conference play, BYU extended its streak of 25-win seasons to six, a program record. Rose also led the Cougars to a program-record sixth-straight NCAA tournament bid where BYU overcame a 25-point deficit to defeat Iona in the first round. The comeback set the record for the biggest comeback in NCAA tournament history. It also marked a program record as the Cougars won in the NCAA tournament for a third-straight season. Post players Noah Hartsock and Brandon Davies led the way for BYU and earned All-WCC first-team honors.

Rose and the Cougars improved their streaks of 20-win seasons and trips to the postseason to eight in 2012-13. BYU finished with a record of 24-12 overall and 10-6 in WCC play and received an invitation to the NIT as a three seed. In the NIT, BYU defeated Washington and Mercer at home and Southern Miss on the road to earn a trip to the semifinals at Madison Square Garden. The season ended with a loss to eventual champion Baylor. Tyler Haws and Brandon Davies earned All-WCC and All-District honors.

The 2013-14 season was highlighted by a 23-12 overall record, a second-place finish in the WCC, one of the toughest nonconference schedules in team history and a return trip to the NCAA tournament as a 10 seed for the team's seventh bid in eight years. After battling a nonconference schedule that featured wins over Stanford and Texas, Rose guided the Cougars to a 13-5 mark in league play that included a sweep of Saint Mary's and a home win over WCC champ Gonzaga. Tyler Haws and Kyle Collinsworth earned All-WCC honors and

Haws was selected as the WCC Player of the Year.

In 2014-15, Rose led the Cougars to another 25-win season and a second-straight trip – and eighth in nine years – to the NCAA tournament, this time as an 11 seed. BYU's nonconference schedule was highlighted with wins at Utah State and at home against Stanford and UMass. The Cougars finished conference play by winning their last six-straight, including a win at No. 3/2 Gonzaga to close out the regular season. Tyler Haws finished the season No. 3 in the country in scoring and concluded his career as BYU's all-time scoring leader. Kyle Collinsworth set the NCAA single-season record for triple-doubles and tied the career record with six. Both players repeated as first-team All-WCC honorees.

In 2015-16, Rose and the Cougars finished 26-11 overall and 13-5 in WCC play. BYU advanced to the postseason for a 11th-straight season with a bid to the NIT. The Cougars won three straight at home to advance to the semifinals of the NIT at Madison Square Garden for the second time during Rose's tenure. Collinsworth equaled his triple-double total from the previous season to become the NCAA's all-time leader in career triple-doubles. Collinsworth and Chase Fischer earned All-WCC first-team honors while Nick Emery set numerous BYU freshman scoring and 3-point shooting records and earned All-WCC second-team and freshman honors.

In 2016-17, BYU finished 22-12 overall and 12-6 in WCC play while earning a second-straight trip to the NIT. Sophomore forward Eric Mika led BYU in scoring and rebounding while posting 17 double-doubles. He and freshman TJ Haws earned All-WCC First Team honors


while Yoeli Childs and Haws were named to the All-Freshman Team.

As the only BYU men's basketball coach to ever win top conference coaching honors in back-to-back seasons, Rose was named the MWC Coach of the Year in 2006 and 2007. In his second season, Rose coached the 2006-07 Cougars to a 25-9 overall record and a NCAA tournament berth after winning the MWC regular-season title with a 13-3 mark. In his first season, Rose received conference and USBWA District VIII Coach of the Year accolades as well as honorable mention for National Coach of the Year by Scout.com after turning a picked-to-finish-last 9-21 team into a 20-9 winner and NIT qualifier. After the record-setting 2010-11 season, Rose earned his third conference honor by being named co-coach of the year. He was also the USBWA District VIII co-coach of the year and a finalist for Naismith national coach of the year honors.

Rose first came to BYU as an assistant in 1997 to help newly hired head coach Steve Cleveland rebuild the Cougar program after a 1-25 season. Rose served eight seasons with Cleveland, including the last five as associate head coach, before being promoted to BYU's head job just two days after Cleveland announced his departure.

Rose played a vital role in rebuilding BYU's program from an inherited 1-25 team into a regular NCAA tournament participant and 20-game winner. BYU has qualified for postseason play in 11 of the past 12 seasons, including eight NCAA bids while claiming five MWC titles. Rose fulfilled a variety of responsibilities under Coach Cleveland, including defensive coordinator and recruiting coordinator. His efforts earned notice, such as being named the top assistant in the Mountain

2006, 2007 & 2011 MWC Coach of the Year



HEAD COACH DAVE ROSE



West Conference by Street & Smith in the 2004-05 College Basketball Review.

A strong evaluator of talent with a vast network of coaching connections across the country, Rose has a proven record as a top recruiter. BYU has had multiple top-20 recruiting classes with Rose overseeing or coordinating its efforts. Rivals.com recognized Rose in 2004 as one of the top-25 college basketball recruiters.

Proving that Rose has excelled in recruiting and developing players, 16 recruits have earned conference newcomer honors or a major league award in their first season as a Cougar in Rose's 20 years in Provo. Seven BYU players have been singled out as either the conference newcomer or freshman of the year. Most recently in 2017, TJ Haws became the first BYU freshman since Danny Ainge to earn first-team all-conference honors while he and Yoeli Childs were named to the All-WCC Freshman Team. Nick Emery earned All-WCC Second and Freshman Team honors after averaging 16.3 points in 2015-16. Tyler Haws was named third-team All-MWC as a freshman in 2010 and set the BYU record with 48-consecutive free throws without a miss. Jonathan Tavernari was named the 2007 MWC Freshman of the Year after fellow Cougar and second-team Freshman All-American Trent Plaisted received the same honor in 2006. Following is a list of conference honors earned the last 19 seasons by Cougar recruits in their first seasons.

- *TJ Haws (2016-17 All-WCC Freshman Team, All-WCC First Team)*
- *Yoeli Childs (2016-17 All-WCC Freshman Team)*
- *Nick Emery (2015-16 All-WCC Freshman Team, All-WCC Second Team)*
- *Eric Mika (2013-14 All-WCC Freshman Team)*
- *Matt Carlino (2011-12 All-WCC HM, All-WCC Freshman Team)*
- *Tyler Haws (2009-10 All-MWC Third Team)*
- *Jonathan Tavernari (2006-07 MWC Freshman of the Year)*
- *Trent Plaisted (2005-06 MWC Freshman of the Year, All-MWC Second Team)*
- *Mike Hall (2003-04 MWC Defensive Player of the Year, All-MWC Third Team)*

- *Rafael Araujo (2002-03 Newcomer of the Year, MWC media poll, All-MWC Third Team)*
- *Jared Jensen (2001-02 MWC Co-Freshman of the Year)*
- *Trent Whiting (2000-01 MWC Newcomer Team, All-MWC Second Team)*
- *Terrell Lyday (1999-2000 MWC Newcomer of the Year, All-Tournament Team)*
- *Mark Bigelow (1998-99 WAC Freshman of the Year, Newcomer Team, All-WAC Second Team)*
- *Mekeli Wesley (1997-98 WAC Newcomer Team)*
- *Ron Sellaeze (1997-98 WAC Newcomer of the Year, Newcomer Team, All-WAC Second Team)*

With 30-plus years of coaching experience – including 22 seasons as a head coach at the Division I, junior college and high school levels – Rose has a proven record of success. Prior to coming to BYU as an assistant in 1997, Rose compiled a 167-57 record at Dixie State College (St. George, Utah) while guiding six of his seven teams to top-20 rankings, including a national ranking as high as No. 2. He earned three conference titles and was honored by his peers as the 1993 Scenic West Athletic Conference Coach of the Year. While at Dixie, Rose coached three NJCAA All-Americans as well as long-time NBA player Keon Clark. On Sept. 14, 2013, Rose was inducted into the Dixie State Athletics Hall of Fame.

At BYU, Rose has coached eight players who have received All-America recognition – Mekeli Wesley (2001 AP honorable mention), Rafael Araujo (2004 Basketball Times Second Team, AP honorable mention), Trent Plaisted (2006 Scout.com Freshman Second Team), Keena Young (2007 AP honorable mention), Lee Cummard (2008 AP honorable mention, FOXSports.com Fourth Team), Jimmer Fredette (2010 third-team Sporting News and NABC, second-team Basketball Times, AP Honorable Mention and Lute Olson All-America team; 2011 first-team AP, NABC, John R. Wooden, Sporting News, USBWA), Tyler Haws (2014 and 2015 AP Honorable Mention) and Kyle Collinsworth (2015 and 2016 AP Honorable Mention and 2015 Lute Olson All-America team) – and four players who have been selected in the NBA Draft – Travis Hansen (2003), Araujo (2004), Plaisted (2008) and Fredette

(2011). Fredette also earned numerous player of the year honors in 2011, including Wooden, Naismith, AP, Oscar Robertson and Sporting News.

Before his promotion to the head coaching position at Dixie, Rose served as a Rebel assistant coach under Ken Wagner for three seasons. Rose coached multiple sports at Millard and Pine View high schools in Utah before joining the staff at Dixie. He was the head basketball coach at Millard for three years from 1983-86. Rose is the 17th person to guide the Cougar basketball program since its first season in 1903. He follows the coaching pedigree of Basketball Hall of Fame coach Stan Watts, who is BYU's all-time leader in coaching victories with a 371-254 record from 1949-72. Watts also coached at Millard High School and Dixie State College before coming to BYU.

PLAYING CAREER

Rose was a two-sport athlete at Dixie State College in St. George, Utah, before the Texas native returned to his hometown, transferring to the University of Houston where he completed his degree and was a shooting guard and co-captain of the famous Phi Slama Jama team featuring Hakeem Olajuwon and Clyde Drexler. In 1983, his Houston team was ranked No. 1 nationally and finished as the national runner-up after suffering a buzzer-beating defeat to North Carolina State in the NCAA Championship game. Rose spent three years at Houston, playing in 1980-81, redshirting in 1981-82 and concluding his career in 1982-83.

At Dixie, Rose was first-team all-league in both basketball and baseball. Rose was also the Region 18 batting champion, hitting .421 as a center fielder. While playing basketball for Houston's Northbrook High School, he led the District 16AAAA in scoring, was selected first-team all-district and All-Greater Houston and was named team MVP.

PERSONAL

A native of Houston, Texas, Rose and his wife Cheryl have three children and eight grandchildren. Rose followed Steve Cleveland as the second BYU head coach to have served a full-time mission for The Church of Jesus Christ of Latter-day Saints. Rose served in Manchester, England, from 1977-79 between his two years as a player at Dixie State College. An important component in Rose's success is the unwavering support and encouragement of his wonderful family. Rose's wife Cheryl is actively involved in helping families who have children with cancer as she is currently serving as an honorary chairperson for the Children with

HEAD COACH DAVE ROSE

ROSE DIVISION I COACHING LEDGER

Season	Overall	Pct.	Home	Pct.	Away	Pct.	Neutral	Pct.	Conf.	Pct.	Tourney	NCAA/NIT
05-06	20-9	.690	14-1	.933	5-7	.417	1-1	.500	12-4	.750	0-1	0-1 NIT
06-07	25-9	.735	17-0	1.000	6-7	.462	2-2	.500	13-3	.813	2-1	0-1 NCAA
07-08	27-8	.771	16-0	1.000	8-5	.615	3-3	.500	14-2	.875	2-1	0-1 NCAA
08-09	25-8	.758	14-2	.875	9-3	.750	2-3	.400	12-4	.750	1-1	0-1 NCAA
09-10	30-6	.833	15-1	.938	10-4	.714	5-1	.833	13-3	.813	1-1	1-1 NCAA
10-11	32-5	.865	13-1	.929	10-1	.909	9-3	.750	14-2	.875	2-1	2-1 NCAA
11-12	26-9	.743	13-3	.813	8-3	.727	5-3	.625	12-4	.750	1-1	1-1 NCAA
12-13	24-12	.667	15-3	.833	7-5	.583	2-4	.333	10-6	.625	0-1	3-1 NIT
13-14	23-12	.657	14-1	.933	5-8	.385	4-3	.571	13-5	.722	2-1	0-1 NCAA
14-15	25-10	.714	13-3	.813	8-3	.727	4-4	.500	13-5	.722	2-1	0-1 NCAA
15-16	26-11	.703	16-2	.889	6-6	.500	4-3	.571	13-5	.722	2-1	3-1 NIT
16-17	22-12	.647	14-4	.778	5-4	.556	3-4	.429	12-6	.667	1-1	0-1 NIT
Totals	305-111	.733	174-21	.892	87-56	.608	44-34	.564	151-49	.755	14-12	10-12

Cancer Christmas Foundation. She previously served as the vice chairperson for the foundation. Daughter Chanell played forward on the BYU women's basketball team from 2000-03 and is married to Brock Reichner, who was a member of the BYU men's basketball team from 2004-06. His son Garrett served a mission in Little Rock, Arkansas, and married his wife Brooke in 2006. Rose's daughter Taylor married her husband William in 2017.

COMMUNITY SERVICE

Rose and the team annually provide service for the Children with Cancer Christmas Foundation to comfort local families who endure the challenges of raising a child who has cancer. Rose and his wife Cheryl currently serve as honorary chairmen for the foundation. The National Association of Basketball Coaches honored Rose with its Game Pillar Award for Service in April 2008. While at Dixie State College, Rose became the first coach in the state of Utah to participate in the American Cancer Society's nationwide Coaches vs. Cancer campaign and served on the Academic Excellence Committee at Dixie. He has also been a volunteer coach for youth groups. Dave and Cheryl were Chamber of Commerce Citizens of the Year in St. George. Cheryl is extremely committed to serving in the community, receiving the Beacon of Hope Award in

2005. She previously served as the Vice Chairperson for the Children with Cancer Christmas Foundation.

At the 2012 NCAA Final Four, Rose was named a member of the National Coaches vs. Cancer Council that includes Mike Krzyzewski (Duke), Roy Williams (North Carolina), Jim Boeheim (Syracuse) and Mike Brey (Notre Dame). He and Cheryl are currently assisting with the Hope Lodge, a facility that will be constructed in Salt Lake City to house families of cancer patients.

The fight against cancer became more personal for the family when Dave was diagnosed with pancreatic neuroendocrine tumor cancer in June 2009. Since the emergency surgery to remove the tumor, no other cancer has been found. Rose has since been given a clean bill of health. The United States Basketball Writers Association recognized Rose for his efforts with its Most Courageous Award in 2010.

WORTH NOTING

- In 2016-17 BYU finished 22-12 and advanced to the NIT – extending program record streaks of 20-win seasons and postseason bids to 12 seasons.
- The 2014-15 squad finished 25-10 and received a bid to the NCAA tournament – the eighth bid in nine years.
- The 2010-11 squad set program records

with 32 victories while advancing to the Sweet 16.

- Dave Rose has a .738 winning percentage as a college head coach (472-168), including a 305-111 (.733) record at BYU and a 167-57 (.746) record in seven seasons at Dixie State College.
- Dave Rose was named the MWC Coach of the Year each of his first two seasons, becoming the first-ever BYU men's basketball coach to win back-to-back league coach-of-the-year honors. He added a Co-Coach of the Year honor in 2011.
- BYU was the second-most improved team in the nation in 2005-06 under Rose and his coaching staff in their first season.

THE ROSE FILE

Born: December 1957
 Hometown: Houston
 High School: Northbrook, Houston
 Education: Houston, BA 1983
 Head Coach: BYU, 2005-present
 Dixie College, 1990-97
 Millard HS, 1983-86
 Assistant Coach: BYU, 1997-2005
 Dixie College, 1987-90
 Pine View HS, 1986-87
 Playing Experience: Houston, 1980-83
 Dixie College, 1976-77, 79-80





HEATH SCHROYER

ASSOCIATE HEAD COACH
1ST SEASON
ARMSTRONG ATLANTIC STATE '95



CAREER HIGHLIGHTS

- Helped BYU rebuild from a one-win team in 1996-97 to win MWC regular season and tournament titles in 2000-01
- As an assistant coach at Wyoming 2001-02, helped the Cowboys reach the NCAA tournament for the first time since 1987-88
- As head coach of Portland State, led the Vikings to 19 wins and the Big Sky Conference title in 2004-05, Portland State's first league title in any men's sport
- In 2008-09, coached Wyoming to a postseason appearance in the CBI
- At UNLV was named one of the nation's top 15 assistants twice in three seasons
- Helped UNLV land four McDonald's All-Americans and two top 10 recruiting classes in three seasons
- Led UT-Martin to back-to-back 20-win seasons and back-to-back appearances in the CIT
- At UT-Martin was named the Tennessee Sports Writers Association Men's Basketball Coach of the Year and a finalist for mid-major Coach of the Year in 2014-15

COACHING EXPERIENCE

- BYU Associate Head Coach (2017-present)
- NC State Assistant Head Coach (2016-17)
- UT-Martin Head Coach (2014-16)
- UNLV Assistant Coach (2011-14)
- Wyoming Head Coach (2007-11)
- Fresno State Associate Head Coach (2005-07)
- Portland State Head Coach (2002-05)
- Wyoming Assistant Coach (2001-02)
- BYU Assistant Coach (1997-01)
- Fresno CC Assistant Coach (1996-97)

EDUCATION

- Bachelor's in liberal studies, Armstrong Atlantic State (1995)
- Master's in institutional leadership, National University (1996)

PLAYING CAREER

- Played his junior and senior seasons at Armstrong Atlantic State (1993-95)
- Helped Armstrong Atlantic State win the Peach Belt Conference regular season title in 1994-95

PERSONAL/FAMILY

- Wife: Kim Ortega
- Children: Two children from a previous marriage





TIM LaCOMB

ASSISTANT HEAD COACH
11TH SEASON
UTAH '06



CAREER HIGHLIGHTS

- As associate head coach in 2016-17 helped the Cougars win 20-plus games and advance to the NIT
- In 2015-16 helped BYU to 26 wins and a trip to the semifinals of the NIT
- Helped BYU to 25 wins and a trip to the NCAA tournament in 2014-15
- Has helped BYU to a 260-93 record (.737) while serving as associate head coach, assistant coach and director of operations
- Seven trips to the NCAA tournament and three trips to the NIT
- Helped BYU record 32 wins in 2010-11 and the program's first trip to the Sweet 16 in 2011 since 1981
- Helped BYU win three MWC titles
- Seven 25-win seasons and two 30-win seasons

- Lone Peak Assistant Coach (1999-02)
- Utah Team Manager (1994-96)

EDUCATION

- Utah (2006, graduated cum laude)

PERSONAL/FAMILY

- Wife: Rachel
- Children: Daughters Alyssa (husband Matt Egan) and Anna and son Sam
- Grandfather Frank LaComb played football for BYU; Uncle Gary LaComb played football and baseball
- Served an LDS mission in Boston

COACHING EXPERIENCE

- BYU Assistant Head Coach (2017-present)
- BYU Associate Head Coach (2015-2017)
- BYU Assistant Coach (2010-15)
- BYU Director of Operations (2007-10)
- Utah Video Coordinator (2005-07)
- American Fork Assistant Coach (2002-05)





QUINCY LEWIS

ASSISTANT COACH
3RD SEASON
WAGNER '93



CAREER HIGHLIGHTS

- In year two on the staff, Lewis helped the Cougars to 22 wins and a trip to the NIT
- In his first season as an assistant coach at BYU in 2015-16, helped the Cougars to a 26-11 record and a trip to the semifinals of the NIT in Madison Square Garden
- In 12 seasons as head coach of Lone Peak High School, totaled a record of 250-45 (.847), won seven state titles and 10 region titles
- In 2013, Lewis was named MaxPreps National Coach of the Year and Naismith National Coach of the Year while leading Lone Peak HS to a 26-1 record, the 5A Utah state title and the MaxPreps National Championship
- Named the 2009 National Federation of State High School Associations Western Region Coach of the Year
- Prior to Lone Peak, coached eight years at the collegiate level, helping five teams win 20-plus games and three earn national rankings

COACHING EXPERIENCE

- BYU Assistant Coach (2015-present)
- Lone Peak High School Head Coach (2003-15)
- Southern Utah Assistant Coach (2002-03)
- Utah Valley State College Assistant Coach (1997-02)
- BYU-Hawaii Assistant Coach (1995-97)

EDUCATION

- Dixie College (1991, Associates Degree)
- Wagner College (1993, Bachelors in Sociology)
- University of Utah (1995, Masters in Exercise Science)

PLAYING CAREER

- Timpview High School (1989)
- Led Timpview to a record of 47-3 and back-to-back state titles in 1988 and 1989
- A two-time all-state selection, 3A MVP as a senior
- Played two years at Dixie College (1989-91)
- Left Dixie among the top 25 in scoring in program history
- Played two years at Wagner College (1991-93)
- Earned All-NEW Second Team honors as a senior
- Inducted into the Wagner Athletics Hall of Fame in 2012

PERSONAL/FAMILY

- Wife: Debbie
- Children: sons Kodiak and Cooper and daughters Maeve and Mallory





ANDREW MAY

**DIRECTOR OF BASKETBALL OPERATIONS
3RD SEASON
BYU '10**



CAREER HIGHLIGHTS

- In year two helped the Cougars to 22 wins and a trip to the NIT
- In his first season as BYU's director of basketball operations in 2015-16, helped the Cougars to a 26-11 record and a trip to the semifinals of the NIT in Madison Square Garden
- As an assistant coach at Salt Lake Community College, helped lead the Bruins to 103 wins in four years, two trips to the NJCAA national tournament and three-straight conference championships
- As a student manager at BYU, helped the Cougars to five-straight 25-wins seasons, four conference titles and five trips to the NCAA tournament

COACHING EXPERIENCE

- BYU Director of Basketball Operations (2015-present)
- Salt Lake Community College Assistant Coach (2011-15)
- Nike Sponsored Utah Basketball Club 14U Coach (2011-15)
- BYU head student manager (2007-11)
- BYU student manager (2006-07)

EDUCATION

- BYU (2010, B.S. in Exercise Science and Physical Education)
- BYU (2011, Masters in Exercise Science)

PERSONAL/FAMILY

- Wife: Marissa
- Children: Benson, Ella, Karsten and Luke
- Served an LDS mission in Washington, D.C.





LEE CUMMARD

**GRADUATE ASSISTANT
2ND SEASON
BYU '09**



COACHING EXPERIENCE

- BYU Graduate Assistant (2016-present)

EDUCATION

- BYU (2009)
- Pursuing a master's of public administration at BYU

PLAYING CAREER

- Mesa High School (2000-04)
- 2004 Arizona Player of the Year and McDonald's All-America nominee
- Led Mesa HS to the 2004 5A state championship
- Played for Dave Rose at BYU (2005-09)

- Led BYU to three-straight MWC titles (2007, 2008, 2009)
- All-MWC First Team in 2008 and 2009
- 2008 MWC Player of the Year and AP All-America Honorable Mention
- Played professionally from 2009-16 in France (2009-11), Japan (2011-12) and Belgium (2012-16)

PERSONAL/FAMILY

- Lee and his wife Sarah have three sons
- Served an LDS mission in Tennessee





GARRETT FAUCETTE

COORDINATOR OF PLAYER DEVELOPMENT
6TH SEASON
BYU '08



CAREER HIGHLIGHTS

- As coordinator of player development at BYU has been a part of five 20-plus win seasons, three trips to the NIT and two to the NCAA tournament
- Student manager at BYU for two MWC Championships, two NCAA Tournament appearances and two NIT appearances
- Video coordinator at George Mason for three CAA Conference Championships and an NCAA Third Round appearance

EXPERIENCE

- BYU Coordinator of Player Development (2012-present)
- George Mason Video Coordinator (2009-11)
- BYU Student Manager (2001-02, 2004-08)

EDUCATION

- BYU (2008, B.S. in Exercise Science)
- Duquesne (2012, Masters in Sports Administration)

PERSONAL/FAMILY

- Garrett and his wife Kaylie have four sons
- Served an LDS mission in Denver



ROB RAMOS

ATHLETIC TRAINER
16TH SEASON
BYU '95



RESPONSIBILITIES

- Named Assistant Director of Sports Medicine in July 2010
- Head athletic trainer for men's basketball, men's golf and men's tennis.

PRIOR TO BYU

- Worked for Physical & Sports Therapy Services in Orem
- Head athletic trainer for Utah Valley State College from 1999-2002, where he oversaw all 13 sports
- Worked as a trainer with the 2002 Olympic medical staff at the Peaks Arena in Provo

EDUCATION

- Bachelor's degree from BYU in athletic training (1995)
- Master's from BYU (1998)

PERSONAL/FAMILY

- Married to the former Jennifer Gardine and together they have four children, Chelsey, Taryn, Drayton and Brock
- Hometown: Willits, California

SUPPORT STAFF



ERICK SCHORK

**STRENGTH AND CONDITIONING COACH
2ND SEASON
SPRINGFIELD COLLEGE '95**



RESPONSIBILITIES

- Oversee the strength and conditioning program for BYU men's basketball

PRIOR TO BYU

- Assistant director of athletics for sports performance, Saint Louis University, 2014-2016
- Strength and conditioning coach for men's and women's basketball, Saint Louis University, 2007-2016
- Director of strength and conditioning, Wright State University, 2003-2007
- Assistant strength coach, Ohio State, 1997-2003
- Graduate assistant strength coach, Western Michigan, 1995-1997

CERTIFICATIONS AND OTHER EXPERIENCE

- Member of the National Strength and Conditioning Association
- Member of the Collegiate Strength and Conditioning Coaches Association
- Named a Master Strength and Conditioning Coach by CSCCa in May 2013
- Worked with the Buffalo Bills of the NFL and the Columbus Blue Jackets of the NHL

PERSONAL/FAMILY

- Wife Amy and daughter Anna



STEVE BUSHMAN
EQUIPMENT MANAGER



KYLE CHILTON
MEDIA RELATIONS



MIKE HALL
ACADEMIC ADVISOR



AUBREY REEVES
BASKETBALL OFFICE SECRETARY



TREVOR WILSON
*ASSOCIATE DEAN OF STUDENTS,
DIRECTOR STUDENT ATHLETE LIFE
AND LEARNING CENTER*

MANAGERS:

ERON BATES (HEAD MANAGER)
SPENCER GOLDEN
ADAM SWINDLEHURST
DYLAN HEDIN
JORDAN GAZDIK
TYELOR WILSON
BRADEN FAIRBANKS

2017-18 ATHLETIC ADMINISTRATION



TOM HOLMOE

Director of Athletics

Tom Holmoe was named Director of Athletics at Brigham Young University on March 1, 2005. He oversees a nationally recognized program with 21 intercollegiate sports, involving more than 600 student-athletes and a staff of 190 people.

Since Holmoe's appointment, BYU has captured more than 100 conference regular-season or postseason championships, and over 200 student-athletes have earned All-America status. Under his tutelage, both the football and men's basketball teams have enjoyed tremendous success. BYU earned a bowl invitation 12 years running, while the men's basketball program put together a string of 12 consecutive 20-win seasons and has made the post-season every year, including a NCAA Sweet-16 run in 2011.

A former Cougar defensive back from 1978-82, Holmoe returned to BYU in July 2001 as Associate Athletics Director for Development. As part of his responsibilities, he supervised the Cougar Club, served as the department's liaison with the LDS Foundation, served on the BYU Alumni Association Board of Directors and worked on the capital campaign to raise funds for the university's new athletic facilities. Holmoe served on the NCAA Division I men's basketball selection committee from 2014-2017.

A native of La Crescenta, Calif., Holmoe came to BYU on a football scholarship in 1978. He earned first-team All-WAC honors as a senior in 1982 and was selected in the fourth round of the 1983 NFL Draft by the San Francisco 49ers. Over a seven-year NFL career, he played on three Super Bowl championship teams with the 49ers in 1984, 1988 and 1989.

After retiring from professional football, Holmoe returned to BYU to serve as a graduate assistant under LaVell Edwards from 1990-91 and later accepted an offer from Bill Walsh to become the Stanford secondary coach in 1992, where he remained for two seasons. In 1994, he returned to the 49ers as defensive backfield coach for two seasons, where he earned a fourth Super Bowl ring. Two years later Holmoe joined the University of California staff as defensive coordinator and later became the head coach from 1997-2001.

Holmoe graduated from BYU with a degree in Zoology in 1983 and received a master's degree from BYU in Athletic Administration in 1995. He and his wife, Lori, have four children and four grandchildren.



BRIAN SANTIAGO

DEPUTY ATHLETICS DIRECTOR



LIZ DARGER

*SENIOR ASSOCIATE AD
SENIOR WOMAN ADMINISTRATOR*



DALLAN MOODY

ASSOCIATE AD/FINANCE



DUFF TITTLE

ASSOCIATE AD/COMMUNICATIONS



CHAD LEWIS

ASSOCIATE AD/COMPLIANCE



DAVID ALMODOVA

ASSISTANT AD/MARKETING

BYU MISSION STATEMENT

The mission of Brigham Young University — founded, supported, and guided by The Church of Jesus Christ of Latter-day Saints — is to assist individuals in their quest for perfection and eternal life. That assistance should provide a period of intensive learning in a stimulating setting where a commitment to excellence is expected and the full realization of human potential is pursued.

All instruction, programs, and services at BYU, including a wide variety of extracurricular experiences, should make their own contribution toward the balanced development of the total person. Such a broadly prepared individual will not only be capable of meeting personal challenge and change but will also bring strength to others in the tasks of home and family life, social relationships, civic duty, and service to mankind.

To succeed in this mission the university must provide an environment enlightened by living prophets and sustained by those moral virtues which characterize the life and teachings of the Son of God. In that environment these four major educational goals should prevail:

All students at BYU should be taught the truths of the gospel of Jesus Christ. Any education is inadequate which does not emphasize that His is the only name given under heaven whereby mankind can be saved. Certainly all relationships within the BYU community should reflect devout love of God and a loving, genuine concern for the welfare of our neighbor.

Because the gospel encourages the pursuit of all truth, students at BYU should receive a broad university education. The arts, letters, and sciences provide the core of such an education, which will help students think clearly, communicate effectively, understand important ideas in their own cultural tradition as well as that of others, and establish clear standards of intellectual integrity.

In addition to a strong general education, students should also receive instruction in the special fields of their choice. The

BYU'S HISTORY

The 1875 establishment of the Brigham Young Academy offered an academically stimulating and gospel-oriented education to 29 students. The one-acre school grounds presided over by Karl G. Maeser have since developed into 560 acres and about 300 buildings. The foundation of the University thrives with the four-fold focus of being 1) spiritually strengthening, 2) intellectually enlarging, 3) character building, leading to 4) lifelong learning and service.

Brigham Young University provides an outstanding education in an atmosphere consistent with the standards and principles of its sponsor, The Church of Jesus Christ of Latter-day Saints.

university cannot provide programs in all possible areas of professional or vocational work, but in those it does provide the preparation must be excellent. Students who graduate from BYU should be capable of competing with the best in their fields.

Scholarly research and creative endeavor among both faculty and students, including those in selected graduate programs of real consequence, are essential and will be encouraged.

In meeting these objectives BYU's faculty, staff, students, and administrators should also be anxious to make their service and scholarship available to The Church of Jesus Christ of Latter-day Saints in furthering its work worldwide. In an era of limited enrollments, BYU can continue to expand its influence both by encouraging programs that are central to the Church's purposes and by making its resources available to the Church when called upon to do so.

We believe the earnest pursuit of this institutional mission can have a strong effect on the course of higher education and will greatly enlarge Brigham Young University's influence in a world we wish to improve.



KEVIN J WORTHEN
UNIVERSITY PRESIDENT

Kevin J. Worthen began serving as the 13th president of Brigham Young University on May 1, 2014. He previously served as BYU's advancement vice president and as dean of its J. Reuben Clark Law School, where he was the Hugh W. Colton Professor of Law.




MATTHEW RICHARDSON
ADVANCEMENT VICE PRESIDENT

Matthew O. Richardson was appointed on May 14, 2014. He oversees athletics, University Communications, BYU Broadcasting, alumni, external relations and philanthropy.

A TOP-OF-THE-CHARTS EDUCATION



#1	<i>Accounting Program</i>	<i>Bloomberg Businessweek</i>
#1	<i>Best University to Work For</i>	<i>Forbes/Glassdoor, 2014</i>
#1	<i>Best Value Private Law School</i>	<i>National Jurist, 2015</i>
#2	<i>Undergraduate Entrepreneurship</i>	<i>Entrepreneur, 2016</i>
#2	<i>Highest Yield (admitted students who enroll)</i>	<i>U.S. News & World Report</i>
#3	<i>Master of Accountancy Program</i>	<i>Public Accounting Report</i>
#3	<i>Accounting Program</i>	<i>U.S. News & World Report, 2015</i>
#3	<i>Graduates with Least Debt</i>	<i>U.S. News & World Report, 2015</i>
#3	<i>Best Value MBA Program</i>	<i>Market Watch</i>
#5	<i>Best Colleges</i>	<i>Money, 2016</i>
#5	<i>Graduates Who Go On to Earn Doctorates</i>	<i>National Opinion Research Center</i>
#7	<i>Graduate Entrepreneurship</i>	<i>Entrepreneur, 2016</i>
#11	<i>Top Graduates, rated by recruiters</i>	<i>Wall Street Journal</i>
#16	<i>Best Value School</i>	<i>U.S. News & World Report, 2015</i>
#18	<i>Best Undergraduate Business</i>	<i>Business Week</i>
#21	<i>Best MBA Program</i>	<i>Forbes, 2015</i>
#29	<i>Study Abroad Programs</i>	<i>Department of State, 2014</i>
#38	<i>Best Law School</i>	<i>U.S. News & World Report, 2016</i>



DISTINGUISHED FACULTY

Faculty members hold advanced degrees from universities around the world. Their achievements are compelling and wide-ranging as they pursue consequential research work that is making a real difference. Alleviating hunger worldwide through more efficient agriculture, finding low-pollution energy alternatives and making significant contributions to the strengthening of families are among their many pursuits. Faculty members are regularly called upon to head national and international professional organizations and to consult with corporate and governmental entities. Above all, these high-principled men and women share an unmatched devotion to bringing the best possible education to their students.

PREPARATION FOR THE FUTURE

A strong curriculum delivered by outstanding faculty is key to the academic excellence of BYU graduates. From business management to nursing, from the humanities to engineering, the University's 11 colleges – supported by comprehensive offerings from religious education – continue to be internationally recognized for the quality of their education and the professional preparation they provide. In addition to the challenging course work and hands-on research, numerous programs offer academic and service outreach opportunities. Study abroad centers, distance-learning courses and worldwide performing arts tours are a few of the offerings that enrich BYU's academic experience.

BYU is in Provo, Utah, a city of approximately 115,000 located 45 miles south of Salt Lake City and 4,560 feet above sea level at the western base of the Wasatch Mountains. Provo sits in the Utah Valley, which offers a beautiful setting with 23-mile-long Utah Lake on the west and 11,750-foot Mount Timpanogos on the east. The university's approximately 560-acre main campus includes about 300 buildings. Of its buildings, 80 are for academic programs, 64 for administrative and auxiliary services and 150 for student housing.



MARRIOTT CENTER



TOP 15 IN THE NATION, NO. 1 IN THE WEST IN ATTENDANCE

BYU's 18,987-seat basketball arena is truly a hoop heaven. There is no place quite like it in college basketball. Over the past 46 years, the Marriott Center has been home to the thrills and cheers of BYU basketball. With a history full of game-winning shots, conference championships and some of the nation's top attendance marks, the Marriott Center's 18,987 seats have allowed BYU fans to see plenty of excitement since the facility's opening game on Dec. 3, 1971.

The Marriott Center is named for successful Utah businessman J. Willard Marriott and is one of the largest on-campus arenas in the country. The building covers three acres and encloses eight million cubic feet.

The BYU men's basketball team has a .801 winning percentage in the Marriott Center over its 46 years. The Cougars have gone 251-32 in the Marriott Center over the past 18 seasons, boasting the nation's longest home victory streaks from 2000 to

2003 (44 games) and from 2005 to 2008 (a program-record 53 games). Under current head coach Dave Rose, the Cougars are 174-21 over the last 12 seasons.

Some great games have been played in the Marriott Center, including Danny Ainge and company's 19-point shellacking of No. 7 Utah in 1981 before the Cougars' run to the Elite Eight in the NCAA Tournament. In 2002, BYU put on an incredible run to erase a 21-point second-half deficit and defeat Utah 63-61, helping preserve a perfect 16-0 home record. The Cougars played their 500th game in the Marriott Center on Feb. 22, 2006, against league-leader San Diego State, putting together a thrilling 59-point second-half performance on the way to a 100-90 win.

In 2010 – with BYU donning pink-trimmed uniforms and pink shoes to raise awareness in the battle against cancer – Jimmer Fredette put on a show in front of a sellout crowd, scoring 36 points in an 82-69

victory over Utah. Fredette's 36 points are the most scored by a Cougar against the Utes at home in the history of the rivalry. In 2011, No. 9 BYU defeated No. 4 San Diego State behind Jimmer Fredette's heroic 43-point effort.

BYU has ranked in the top 25 nationally in paid attendance every year but four since the Marriott Center opened. The Cougars have led the nation in three seasons, finished second four times and been among the top five attendance leaders 19 times over the past 46 years. In 2010-11, BYU finished sixth in the nation in attendance and posted eight sellouts.

In 1972, 1977, 1979 and 1982, BYU hosted NCAA Regionals. The 1988 Western Athletic Conference Tournament was also held in the Marriott Center. In addition to the fans it draws for basketball, capacity crowds have filled the arena for devotionals, commencement exercises, concerts and pageants.

MARRIOTT CENTER



MARRIOTT CENTER YEARLY ATTENDANCE

Year	Games	Record	Total	Average	Rank
2016-17	18	14-4	260,569	14,476	14
2015-16	18	16-2	264,588	14,699	14
2014-15	16	13-3	258,002	16,125	9
2013-14	15	14-1	238,131	15,875	11
2012-13	18	15-3	287,750	15,986	13
2011-12	16	13-3	246,777	15,424	12
2010-11	14	13-1	261,989	18,714	6
2009-10	16	15-1	224,460	14,029	17
2008-09	16	14-2	214,134	13,383	24
2007-08	16	16-0	216,295	13,518	21
2006-07	17	17-0	205,243	12,073	30
2005-06	15	14-1	166,037	11,069	30
2004-05	14	6-8	148,860	10,633	34
2003-04	13	13-0	198,906	15,300	11
2002-03	14	13-1	202,556	14,468	17
2001-02	16	16-0	213,952	13,372	21
2000-01	15	15-0	235,575	15,705	11
1999-00	16	14-2	247,120	15,445	13
1998-99	14	9-5	194,810	13,915	20
1997-98	14	4-10	170,901	12,207	26
1996-97	14	1-13	236,523	16,895	7
1995-96	15	11-4	269,730	17,961	6
1994-95	14	14-0	263,730	18,838	5
1993-94	16	14-2	301,995	18,875	6
1992-93	14	13-1	286,596	20,471	3
1991-92	15	14-1	264,869	17,658	5
1990-91	16	10-6	279,660	17,479	6
1989-90	15	15-0	286,779	19,119	5
1988-89	15	10-5	272,235	18,149	6
1987-88	18	16-2	363,602	20,200	5
1986-87	14	10-4	265,140	18,939	4
1985-86	16	12-4	265,158	16,572	5
1984-85	14	9-5	213,628	15,259	7
1983-84	15	14-1	321,714	21,448	3
1982-83	15	9-6	304,137	20,276	3
1981-82	16	11-5	339,586	21,224	2
1980-81	13	13-0	292,580	22,505	2
1979-80	14	12-2	300,713	21,479	2
1978-79	14	14-0	277,020	19,787	2
1977-78	13	9-4	223,216	17,171	3
1976-77	12	6-6	174,588	14,632	4
1975-76	12	7-5	168,136	14,011	3
1974-75	15	9-6	185,940	12,396	9
1973-74	10	6-4	162,510	16,251	1
1972-73	14	11-3	263,523	18,283	1
1971-72	12	12-0	261,815	21,818	1
Totals	682	546-136	11,301,778	16,572	

• The above totals reflect paid public and student attendance from 1971-72 through 1996-97. Paid public but actual student attendance is reflected from 1997-98 through the present.

AMONG THE BEST IN THE NATION

BYU has consistently ranked among the national attendance leaders, averaging 16,572 fans per game in the 46-year history of the Marriott Center. The Cougars averaged 18,714 fans in 2010-11 to rank sixth nationally, including eight sellouts. BYU outdrew the regular season conference champions of 30 of the nation's 31 conferences as well as every program in the Big Ten, the Big 12 and Pac-12 and all but one ACC school, all but two SEC teams and all but two Big East teams. Since 2009-10, BYU has ranked among the top 20 nationally and No. 1 in the West in attendance.

MARRIOTT CENTER



TOP UTAH ARENAS (CAPACITY)

1. Utah Jazz, Vivint Smart Home Arena, 19,911
2. BYU, Marriott Center, 18,987
3. Utah, Jon M. Huntsman Center, 15,000
4. The Maverick Center, 12,500
5. Weber State, Dee Events Center, 11,500
6. Utah State, Dee Glen Smith Spectrum, 10,270
7. Utah Valley, UCCU Center, 8,500
8. Southern Utah, Centrum Arena, 5,300
9. Dixie College, Burns Arena, 4,779

MARRIOTT CENTER TOP CROWDS

Attendance	Opponent	Date	BYU	Opp
23,106	Utah	Mar. 7, 1981	95	76
23,096	Wake Forest	Jan. 3, 2009	87	94
23,084	Utah	Jan. 12, 1980	89	72
23,042	Illinois	Nov. 30, 1979	76	86
23,037	Utah State	Dec. 27, 1980	104	89
23,025	Air Force	Jan. 18, 1992	66	45
23,023	UCLA	Nov. 26, 1982	82	85
23,006	Utah	Feb. 17, 1979	76	50
22,998	New Mexico	Feb. 25, 1978	66	71
22,987	Utah	Feb. 3, 1973	89	73
22,985	Colorado State	Feb. 26, 1972	105	85
22,983	Wyoming	Jan. 24, 1981	84	70
22,977	La Salle	Dec. 29, 1987	95	82
22,953	Colorado State	Feb. 24, 1979	66	61
22,937	UTEP	Feb. 5, 1972	57	53
22,936	Utah	Mar. 5, 1983	62	64
22,929	Utah	Jan. 15, 1982	74	51
22,918	Utah State	Jan. 7, 1978	85	84
22,893	Utah State	Jan. 22, 1972	101	82
22,891	San Diego State	Feb. 3, 1979	88	80
22,889	UNLV	Dec. 5, 1981	63	66
22,812	Utah	Mar. 3, 2007	85	62
22,718	Utah	Mar. 1, 2004	70	57
22,702	Colorado State	Mar. 8, 2003	67	55
22,700	Air Force	Jan. 27, 2007	61	52
22,700	Air Force	March 7, 2009	54	49
22,700	Fresno State	Nov. 21, 2010	83	56
22,700	Air Force	Jan. 8, 2011	76	66
22,700	San Diego State	Jan. 26, 2011	71	58
22,700	UNLV	Feb. 5, 2011	78	64
22,700	Utah	Feb. 12, 2011	72	59
22,700	Colorado State	Feb. 23, 2011	84	76
22,700	New Mexico	Mar. 2, 2011	64	82
22,700	Wyoming	Mar. 5, 2011	102	78
22,700	Baylor	Dec. 17, 2011	83	86
22,700	Saint Mary's	Jan. 28, 2012	66	80
22,700	Portland	Feb. 25, 2012	76	66

The Marriott Center covers three acres and encloses eight million cubic feet. The roof, which is the size of two football fields placed side-by-side, is 10 stories high and is held together by 50,000 bolts. The four-million pound roof was constructed first at ground level, then raised 38 feet. There are seven locker rooms, a President's room, two reception rooms, press and interview rooms, team rooms and a training room.

During the summer of 2012, the lower-bowl bench seating on the north side of the arena was replaced with prime chair seating and a new sound system was installed in the arena. The men's and women's basketball locker rooms were also renovated.

In 2015, the rest of the lower-bowl seating was replaced with prime chair seating and a new, state-of-the-art scoreboard was installed. Ground was also broken for the Marriott Center Annex (completed and dedicated in 2017), a practice facility for the men's and women's programs.

Improvements to the exterior and interior took place in 2007, including glass exterior walls and new lighting. In 2006 the original suspended floor, installed in 1971, was replaced with a Connor Uniforce floor and seismic upgrades took place. Fittingly, the last game played on the original floor featured the jersey retirement of Cougar great Kresimir Cosic, who played in BYU's first game in the Marriott Center. An additional floor upgrade was installed in 2007.

MARRIOTT CENTER ANNEX

In February 2015, BYU announced plans to construct the Marriott Center Annex. With BYU president Kevin J Worthen, director of athletics Tom Holmoe, coach Dave Rose and donors to the facility on hand, ground was broken on the facility on November 30, 2015.

BYU began practicing in the Marriott Center Annex in October 2016 and the building was completed in December 2016. It was officially dedicated on Feb. 7, 2017.

The 38,000-square foot Marriott Center Annex features a replica of the Marriott Center floor with additional shooting areas on both ends of the court. The facility also includes a strength and conditioning center; a training room with Cryosauna and hydrotherapy; office suites; meeting rooms; along with team lounge and study areas. The Annex connects to the east end of the Marriott Center, adjacent to the BYU Broadcasting Building.

The main entrance of the Annex features the Rex and Ruth Maughan Hall of Honor, showcasing the history and tradition of BYU basketball with various pieces of memorabilia and digital displays. The Marriott Center Annex was funded entirely through generous private donations and includes funding for future maintenance of the facility.



The Marriott Center Annex



The Rex and Ruth Maughan Hall of Honor

MARRIOTT CENTER ANNEX



Second floor of the Marriott Center Annex



The Marriott Center Annex practice floor



The Marriott Center Annex weight room

MARRIOTT CENTER ANNEX



Team lounge in the Marriott Center Annex



The Marriott Center Annex training room



The first practice in the Annex, October 26, 2016



Shovels from the Marriott Center Annex groundbreaking

OPPONENT INFORMATION



ALL-TIME SERIES RECORDS

OPPONENT	G	W	L	FIRST-LAST	LAST	OPPONENT	G	W	L	FIRST-LAST	LAST
Adams State	1	1	0	2015	W	Florida	3	2	1	1959-2011	L
Air Force	66	54	12	1961-2011	W	Florida International	2	2	0	1999-2000	W
Alabama	1	0	1	1957	L	Florida State	2	1	1	1972-2012	L
Alabama-Birmingham	4	3	1	1984-2016	W	Fordham	2	2	0	1983-1985	W
Alaska	1	1	0	1980	W	Fort Lewis	1	1	0	2001	W
Arizona	38	19	19	1951-2011	W	Fresno Pacific	1	1	0	2011	W
Arizona State	49	27	22	1946-2010	W	Fresno State	18	13	5	1935-2011	W
Arkansas	1	1	0	1947	W	Georgetown	1	0	1	1984	L
Arkansas-Little Rock	1	1	0	2014	W	Georgia	3	2	1	1969-1997	L
Army	2	2	0	1965-1973	W	Georgia State	1	1	0	2012	W
Auburn	1	0	1	1998	L	Georgia Tech	1	0	1	1978	L
Baylor	10	5	5	1949-2013	L	Gila College	2	2	0	1931	W
Belmont	1	1	0	2015	W	Gonzaga	18	6	12	1949-2017	W
Beloit	1	0	1	1949	L	Hamline	1	0	1	1951	L
Boise State	13	9	4	1976-2009	L	Hartford	1	1	0	2008	W
Bowling Green	4	3	1	1949-1984	W	Harvard	2	1	1	1978-2015	L
Bradley	4	3	1	1953-2010	W	Hastings	2	2	0	1935-1938	W
BYU-Hawaii	1	1	1	2011	W	Hawaii	46	33	13	1971-2014	W
Brown	1	1	0	1988	W	Hofstra	2	2	0	1983-1984	W
Buffalo	2	2	0	2010-2011	W	Houston	6	2	4	1965-2006	L
Butler	1	0	1	1930	L	Idaho	5	3	2	1938-2001	W
California	11	4	7	1952-2005	L	Idaho State	38	32	6	1930-2016	W
Cal-Davis	2	2	0	1936	W	Illinois	6	2	4	1965-2016	L
Cal Poly	1	1	0	2009	W	Illinois Wesleyan	1	1	0	1930	W
Cal Poly Pomona	1	1	0	1981	W	Indiana	2	0	2	1972-1973	L
Cal State Bakersfield	1	1	0	2016	W	Indiana State	3	2	1	1947-1951	W
Cal State Fullerton	6	3	3	1972-1996	L	Iona	1	1	0	2012	W
Cal State Los Angeles	2	2	0	1952	W	Iowa	2	0	2	1983-1986	L
Cal State Northridge	5	5	0	1992-2012	W	Iowa State	6	0	6	1931-2013	L
Cal State Riverside	1	1	0	1999	W	Jackson State	1	1	0	2007	W
Cal State Sacramento	1	1	0	1993	W	James Madison	2	2	0	1990-1992	W
Cal State San Marcos	1	1	0	2011	W	John Carroll	1	1	0	1930	W
Canisius	3	3	0	1942-1946	W	Kansas	4	1	3	1959-1993	L
Carbon College	2	2	0	1922-1943	W	Kansas State	7	3	4	1950-2010	L
Central Connecticut State	1	1	0	1987	W	Kent State	1	1	0	1960	L
Central Michigan	1	1	0	2015	W	Kentucky	3	0	3	1951-1984	L
Chaminade	2	2	0	2005-2014	W	La Salle	9	3	6	1948-1992	L
Chicago	1	1	0	1930	W	Lamar	3	2	1	2006-2008	W
Chicago State	2	2	0	1987-2011	W	LaVerne	1	1	0	1936	W
Cincinnati	3	2	1	1930-2001	W	Liberty	1	1	0	2007	W
Citadel	1	0	1	1960	L	Long Beach State	11	6	5	1972-2015	L
Clemson	2	0	2	1980-1990	L	Long Island	3	0	3	1942-1947	L
Coastal Carolina	1	1	0	2016	W	Longwood	1	1	0	2011	W
Colorado	22	6	16	1937-2016	W	Louisiana State	2	1	1	1960-1992	L
Colorado College	11	5	6	1923-1936	W	Louisiana Tech	2	2	0	1998	W
Colorado Mesa	1	1	0	2013	W	Louisville	4	2	2	1960-2008	W
Colorado State College	9	8	1	1923-1938	W	Loyola (Ill.)	6	1	5	1931-1968	L
Colorado State	136	90	46	1938-2011	W	Loyola Marymount	17	13	4	1937-2017	W
Connecticut	1	0	1	2003	L	Loyola (N. Orleans)	2	1	1	1957-1959	L
Coppin State	1	1	0	2016	W	McNeese State	2	2	0	1977-1992	W
Cornell	2	1	1	1965-1969	L	Manhattan	3	2	1	1945-1955	L
Creighton	10	7	3	1931-2016	W	Marshall	2	1	1	1948-1951	W
Culver Stockton	1	1	0	1949	W	Marquette	5	2	3	1930-2012	L
Dartmouth	1	0	1	1958	L	Memphis (formerly State)	4	1	3	1960-2002	L
Davidson	2	2	0	1974-1976	W	Mercer	1	1	0	2013	W
Dayton	2	2	0	1950-1959	W	Miami (Fla.)	4	2	2	1960-1989	L
Delta State	1	1	0	1947	W	Michigan	4	2	2	1954-1991	L
Denver	70	53	17	1933-1999	W	Michigan State	9	4	5	1956-2008	L
DePaul	1	0	1	1964	W	Minnesota	1	0	1	1994	L
Detroit	1	1	0	1955	W	Mississippi State	2	1	1	1994-1996	L
Dixie College	7	7	0	1927-1935	W	Mississippi Valley State	2	2	0	2011-2015	W
Drake	1	1	0	1935	W	Montana	30	21	9	1938-2012	W
Duke	2	1	1	1952-1992	L	Montana State	12	11	1	1939-1987	W
Duquesne	2	0	2	1947-1954	L	Montana State Billings	1	1	0	2005	W
Eastern Kentucky	4	3	1	1950-2014	W	Montana State College	57	28	29	1925-1941	W
Eastern New Mexico	2	2	0	2010-2012	W	Montana Mines	2	2	0	1928	W
Eastern Washington	3	3	0	1989-2010	W	Morgan State	1	1	0	1996	W
East Tennessee State	1	0	1	1990	L	Mount St. Mary's	1	1	0	2013	W
Elon College	1	1	0	2000	W	Muhlenberg	1	1	0	1948	W

ALL-TIME SERIES RECORDS

OPPONENT	G	W	L	FIRST-LAST	LAST	OPPONENT	G	W	L	FIRST-LAST	LAST
Murray State	3	2	1	1953-1955	W	South Carolina State	1	1	0	1999	W
Nebraska	5	4	1	1930-2010	W	South Florida	1	1	0	2011	W
Nevada	19	13	6	1929-2011	W	Southeastern College	1	1	0	1925	W
New Mexico	131	76	55	1950-2015	W	Southern	1	1	0	2009	W
New Mexico State	11	3	8	1960-1976	L	Southern California	10	3	7	1933-2016	L
New Orleans	1	0	1	1987	L	Southern Idaho	13	10	3	1937-1946	W
New York (CCNY)	3	0	3	1947-1950	L	Southern Illinois	1	1	0	2000	W
New York University	1	1	0	1965	W	Southern Methodist	4	2	2	1986-1997	L
Niagara	7	5	2	1947-1976	W	Southern Miss	1	1	0	2013	W
Nicholls State	1	1	0	1993	W	Southern Utah	10	10	0	1992-2007	W
Northeastern	1	1	0	1988	W	Southern Virginia	1	1	0	2014	W
Northwestern	2	1	1	1945-1989	W	Southwest Missouri	2	1	1	1985-1987	L
North Carolina	5	0	5	1976-2008	L	Stanford	8	6	2	1969-2014	W
UNC-Charlotte	2	2	0	1988	W	Stetson	1	0	1	1990	L
North Carolina State	4	0	4	1952-2005	L	Syracuse	5	0	5	1947-2004	L
North Dakota	3	2	1	1928	W	TCU	22	19	3	1953-2011	W
North Texas	3	3	0	1980-2013	W	Tennessee	2	0	2	1957-1980	L
Northern Arizona	3	2	1	1946-2012	W	Tennessee State	1	1	1	2012	W
Northern Iowa	1	1	0	2015	W	Tennessee Tech	1	1	0	1992	W
Northern Kentucky	1	1	0	2006	W	Temple	3	2	1	1942-1966	W
Northeast Louisiana	2	2	0	1975-1994	W	Texas	6	4	2	1967-2013	W
Northwestern State (La.)	2	1	1	1948-1994	W	Texas-Arlington	1	1	0	1988	W
N.W. Oklahoma State	1	1	0	1948	W	Texas A&M	1	1	0	1972	W
Notre Dame	8	3	5	1956-2012	L	Texas A&M Corpus Christi	1	1	0	2001	W
Occidental	1	1	0	1929	W	Texas Southern	1	1	0	1999	W
Ohio State	7	3	4	1956-1998	W	UTEP	66	41	25	1966-2010	W
Oklahoma	4	2	2	1960-1992	W	UC Irvine	4	3	1	1986-2002	W
Oklahoma Baptist	1	1	0	1993	W	UC Santa Barbara	6	5	1	1979-2011	W
Oklahoma City	6	0	6	1955-1976	L	UT Arlington	1	0	1	2017	L
Oklahoma State	7	4	3	1961-2004	W	UTSA	1	1	1	2012	W
Old Dominion	1	1	0	1976	W	Texas Tech	4	3	1	1967-1996	L
Ole Miss	1	0	1	2015	L	Toledo	4	3	1	1949-2002	W
Omaha	1	1	0	1943	W	Tulane	1	1	0	1995	W
Oral Roberts	5	5	0	1978-2007	W	Tulsa	12	8	4	1979-2008	W
Oregon	23	9	14	1954-2014	L	UCLA	23	11	12	1929-2010	L
Oregon State	15	4	11	1927-1992	L	UMass	2	1	1	2014	W
Pacific	14	9	5	1961-2017	W	UNLV	34	16	18	1981-2011	W
Penn State	4	1	3	1979-1998	L	Utah	257	129	128	1909-2015	L
Pepperdine	20	11	9	1944-2017	L	Utah State	233	141	92	1905-2016	W
Phillips	2	1	1	1928	L	Utah Valley	3	2	1	2005-2016	L
Pittsburgh	1	1	0	1986	W	Valparaiso	4	1	3	1945-2016	L
Portland	16	16	2	1957-2017	W	Vanderbilt	1	0	1	1957	L
Portland State	1	1	0	1978	W	Vermont	1	1	0	2010	W
Prairie View A&M	2	2	0	2013	W	Villanova	3	1	2	1951-1984	L
Princeton	5	5	0	1981-2016	W	Virginia	4	1	3	1981-1998	L
Providence	2	2	0	1962-1983	W	Virginia Commonwealth	1	1	0	1983	W
Purdue	2	1	1	1978-2014	L	Virginia Tech	4	4	0	1967-2016	W
Regis	3	3	0	1949-1951	W	Wake Forest	5	1	4	1952-2009	L
Rhode Island	3	1	2	1975-1978	L	Washington	19	9	10	1950-2013	W
Rice	7	5	2	1963-2009	W	Washington State	10	5	5	1946-2006	W
Ricks College	2	2	0	1927-1940	W	Weber College	7	6	1	1938-1943	W
Rutgers	1	0	1	1990	L	Weber State	42	32	10	1973-2016	W
Saint Francis	2	1	1	1953-1969	W	West Virginia	2	1	1	1947-1973	W
St. Bonaventure	3	3	0	1965-2002	W	Western Carolina	1	1	0	1981	W
St. John's	8	1	7	1951-1991	L	Western State	11	10	1	1924-1937	W
St. Joseph's	8	4	4	1962-1983	L	Western Kentucky	3	0	3	1946-1955	L
Saint Louis	5	4	1	1930-2016	W	Western Oregon	3	3	0	1946-2009	W
Saint Mary's (Calif.)	23	12	11	1956-2017	L	Western Washington	1	1	0	1993	W
San Diego	16	12	4	2001-2017	W	Wichita State	8	1	7	1962-2013	L
San Diego State	72	48	24	1941-2014	L	Wisconsin	2	0	2	1931-2011	L
San Francisco	23	17	6	1946-2017	W	Wisconsin-Milwaukee	1	1	0	1972	W
San Jose State	9	8	1	1948-2007	W	Wittenberg	1	0	1	1930	L
Santa Clara	34	28	6	1951-2017	L	Wofford	2	2	0	1998-2011	W
Seattle	7	5	2	1963-1976	W	Wyoming	174	105	69	1929-2011	W
Seton Hall	3	2	1	1950-2007	W	Xavier	3	2	1	1964-2007	L
Siena	1	1	0	1989	W	Yale	1	1	0	1984	W
Snow College	4	4	0	1929-1946	W						
South Alabama	2	1	1	2000	W						
South Carolina	2	1	1	1990-1993	W						

OPPONENT INFORMATION

ALABAMA

Location	Tuscaloosa, Alabama
Enrollment	36,655
Nickname	Crimson Tide
Conference	SEC
Home Arena	Coleman Coliseum
Capacity	15,383
2016-17 Overall Record	19-15
2016-17 Conference Record	10-5
2017 Postseason	NIIT
Head Coach	Avery Johnson
Alma Mater (Year)	Southern (1988)
Basketball Contact	Aaron Jordan
Office Phone	205-348-6084
Email	ajordan@ia.ua.edu
Website	rolltide.com
Twitter	@AlabamaMBB

GONZAGA

Location	Spokane, Washington
Enrollment	7,837
Nickname	Bulldogs
Conference	WCC
Home Arena	McCarthy Athletic Center
Capacity	6,000
2016-17 Overall Record	37-2
2016-17 Conference Record	17-1
2017 Postseason	NCAA
Head Coach	Mark Few
Alma Mater (Year)	Oregon (1987)
Basketball Contact	Barrett Henderson
Office Phone	509-313-4288
Email	hendersonb@gonzaga.edu
Website	gozags.com
Twitter	@ZagMBB

IDAHO STATE

Location	Pocatello, Idaho
Enrollment	13,569
Nickname	Bengals
Conference	Big Sky
Home Arena	Holt Arena
Capacity	8,000
2016-17 Overall Record	5-26
2016-17 Conference Record	3-15
2017 Postseason	None
Head Coach	Bill Evans
Alma Mater (Year)	Southern Utah (1972)
Basketball Contact	Steve Schaack
Office Phone	208-282-2621
Email	schaste4@isu.edu
Website	isubengals.com
Twitter	@IdahoStateBball

ILLINOIS STATE

Location	Normal, Illinois
Enrollment	21,039
Nickname	Redbirds
Conference	Missouri Valley
Home Arena	Doug Collins Court at Redbird Arena
Capacity	10,200
2016-17 Overall Record	28-7
2016-17 Conference Record	17-1
2017 Postseason	NIIT
Head Coach	Dan Muller
Alma Mater (Year)	Illinois State (1998)
Basketball Contact	John Twork
Office Phone	309-438-3805
Email	jdtwork@ilstu.edu
Website	goredbirds.com
Twitter	@Redbird MBB

LOYOLA MARYMOUNT

Location	Los Angeles, California
Enrollment	9,195
Nickname	Lions
Conference	WCC
Home Arena	Gersten Pavilion
Capacity	4,156
2016-17 Overall Record	15-15
2016-17 Conference Record	8-10
2017 Postseason	None
Head Coach	Mike Dunlap
Alma Mater (Year)	LMU (1980)
Basketball Contact	Matthew Lerman
Office Phone	310-338-7768
Email	mlerman@lmu.edu
Website	lmulions.com
Twitter	@lmuhoops

MASSACHUSETTS

Location	Amherst, Massachusetts
Enrollment	29,269
Nickname	Minutemen
Conference	Atlantic 10
Home Arena	Mullins Center
Capacity	9,493
2016-17 Overall Record	15-18
2016-17 Conference Record	4-14
2017 Postseason	None
Head Coach	Matt McCall
Alma Mater (Year)	Florida (2004)
Basketball Contact	Cody Lahl
Office Phone	845-750-4225
Email	clahl@admin.umass.edu
Website	umassathletics.com
Twitter	@UMassBasketball

MISSISSIPPI VALLEY STATE

Location	Itta Bena, Mississippi
Enrollment	1,948
Nickname	Delta Devils
Conference	SWAC
Home Arena	Harrison HPER Complex
Capacity	5,000
2016-17 Overall Record	7-25
2016-17 Conference Record	7-11
2017 Postseason	None
Head Coach	Andre Payne
Alma Mater (Year)	Alabama A&M
Basketball Contact	LaMonica Scott
Office Phone	662-254-8378
Email	lamonica.scott@mvsu.edu
Website	mvsusports.com
Twitter	@MVSUDevilsports

NIAGARA

Location	Niagara University, New York
Enrollment	3,176
Nickname	Purple Eagles
Conference	Metro Atlantic Athletic
Home Arena	'Taps' Gallagher Center
Capacity	2,100
2016-17 Overall Record	10-23
2016-17 Conference Record	6-14
2017 Postseason	None
Head Coach	Chris Casey
Alma Mater (Year)	Western Conn. State (1986)
Basketball Contact	Derick Thornton
Office Phone	716-286-8588
Email	dthornton@niagara.edu
Website	purpleeagles.com
Twitter	@NiagaraMBB

PACIFIC

Location	Stockton, California
Enrollment	6,676
Nickname	Tigers
Conference	WCC
Home Arena	Alex G. Spanos Center
Capacity	6,150
2016-17 Overall Record	11-22
2016-17 Conference Record	4-14
2017 Postseason	None
Head Coach	Damon Stoudamire
Alma Mater (Year)	Arizona (2008)
Basketball Contact	Rebecca Scharmann
Office Phone	209-946-2730
Email	rscharmann@pacific.edu
Website	pacificigers.com
Twitter	@PacificMensBB

PEPPERDINE

Location	Malibu, California
Enrollment	8,000
Nickname	Waves
Conference	WCC
Home Arena	Firestone Fieldhouse
Capacity	3,104
2016-17 Overall Record	9-22
2016-17 Conference Record	5-13
2017 Postseason	None
Head Coach	Marty Wilson
Alma Mater (Year)	Pepperdine (1989)
Basketball Contact	Roger Horne
Office Phone	310-506-4455
Email	roger.horne@pepperdine.edu
Website	pepperdinewaves.com
Twitter	@PeppBasketball

PORTLAND

Location	Portland, Oregon
Enrollment	4,164
Nickname	Pilots
Conference	WCC
Home Arena	Chiles Center
Capacity	4,852
2016-17 Overall Record	11-22
2016-17 Conference Record	2-16
2017 Postseason	None
Head Coach	Terry Porter
Alma Mater (Year)	Wisconsin-Stevens Point (1993)
Basketball Contact	Jason Brough
Office Phone	503-943-8439
Email	brough@up.edu
Website	portlandpilots.com
Twitter	@PilotHoops

PRINCETON

Location	Princeton, N.J.
Enrollment	8,138
Nickname	Tigers
Conference	Ivy League
Home Arena	Jadwin Gym
Capacity	6,854
2016-17 Overall Record	23-7
2016-17 Conference Record	14-0
2017 Postseason	NCAA
Head Coach	Mitch Henderson
Alma Mater (Year)	Princeton (1998)
Basketball Contact	Andrew Borders
Office Phone	609-258-5744
Email	aborders@princeton.edu
Website	goprincetontigers.com
Twitter	@PUTIGERS

OPPONENT INFORMATION

SAINT MARY'S

Location	Moraga, California
Enrollment	4,030
Nickname	Gaels
Conference	WCC
Home Arena	McKeon Pavilion
Capacity	3,500
2016-17 Overall Record	29-5
2016-17 Conference Record	16-2
2017 Postseason	NCAA
Head Coach	Randy Bennett
Alma Mater (Year)	UC San Diego (1986)
Basketball Contact	Alex Bae
Office Phone	925-631-8722
Email	ab54@stmarys-ca.edu
Website	smcgaels.com
Twitter	@smcgaels

SAN DIEGO

Location	San Diego, California
Enrollment	8,508
Nickname	Torero (Bullfighter)
Conference	WCC
Home Arena	Jenny Craig Pavilion
Capacity	5,100
2016-17 Overall Record	13-18
2016-17 Conference Record	6-12
2017 Postseason	None
Head Coach	Lamont Smith
Alma Mater (Year)	San Diego (1998)
Basketball Contact	Ted Gosen
Office Phone	619-260-4745
Email	tgosen@sandiego.edu
Website	usdtoreros.com
Twitter	@USDmbb

SAN FRANCISCO

Location	San Francisco, California
Enrollment	10,172
Nickname	Dons
Conference	WCC
Home Arena	War Memorial at The Sobrato Center
Capacity	4,200
2016-17 Overall Record	20-13
2016-17 Conference Record	10-8
2017 Postseason	None
Head Coach	Kyle Smith
Alma Mater (Year)	Hamilton (1992)
Basketball Contact	Matt Fontenot
Office Phone	415-422-6161
Email	mfontenot@usfca.edu
Website	usfdons.com
Twitter	@USFDonsMBB

SANTA CLARA

Location	Santa Clara, California
Enrollment	7,964
Nickname	Broncos
Conference	WCC
Home Arena	Leavey Center
Capacity	4,700
2016-17 Overall Record	17-16
2016-17 Conference Record	10-8
2017 Postseason	None
Head Coach	Herb Sendek
Alma Mater (Year)	Carnegie Mellon (1985)
Basketball Contact	Shawn Nestor
Office Phone	408-554-2114
Email	snestor@scu.edu
Website	santaclarabroncos.com
Twitter	@SCUBroncos

TEXAS SOUTHERN

Location	Houston, Texas
Enrollment	9,500
Nickname	Tigers
Conference	SWAC
Home Arena	H&PE Arena
Capacity	8,100
2016-17 Overall Record	23-12
2016-17 Conference Record	16-2
2017 Postseason	NCAA
Head Coach	Mike Davis
Alma Mater (Year)	Thomas Edison (2000)
Basketball Contact	Andrew Roberts
Office Phone	713-313-6829
Email	robertsal@tsu.edu
Website	tsusports.com
Twitter	@TXSOTigers

UT ARLINGTON

Location	Arlington, Texas
Enrollment	39,714
Nickname	Mavericks
Conference	Sun Belt
Home Arena	College Park Center
Capacity	7,000
2016-17 Overall Record	27-9
2016-17 Conference Record	14-4
2017 Postseason	NIT
Head Coach	Scott Cross
Alma Mater (Year)	UT Arlington (1998)
Basketball Contact	Richard Kilwien
Office Phone	817-272-2239
Email	richard.kilwien@uta.edu
Website	UTAMavs.com
Twitter	@UTAMavs

UTAH

Location	Salt Lake City, Utah
Enrollment	32,061
Nickname	Utes
Conference	Pac-12
Home Arena	Jon M. Huntsman Center
Capacity	15,000
2016-17 Overall Record	20-12
2016-17 Conference Record	11-7
2017 Postseason	NIT
Head Coach	Larry Krystkowiak
Alma Mater (Year)	Montana (1996)
Basketball Contact	Dameon Myres
Office Phone	801-587-7298
Email	dmyres@huntsman.utah.edu
Website	utahutes.com
Twitter	@runninutes

UTAH STATE

Location	Logan, Utah
Enrollment	28,118
Nickname	Aggies
Conference	Mountain West
Home Arena	Dee Glen Smith Spectrum
Capacity	10,270
2016-17 Overall Record	14-17
2016-17 Conference Record	7-11
2017 Postseason	None
Head Coach	Tim Duryea
Alma Mater (Year)	North Texas (1988)
Basketball Contact	Kyle Cottam
Office Phone	435-797-2066
Email	kyle.cottam@usu.edu
Website	utahstateaggies.com
Twitter	@AggieHoops

UTAH VALLEY

Location	Orem, Utah
Enrollment	33,211
Nickname	Wolverines
Conference	WAC
Home Arena	UCCU Center
Capacity	8,500
2016-17 Overall Record	17-17
2016-17 Conference Record	6-8
2017 Postseason	CBI
Head Coach	Mark Pope
Alma Mater (Year)	Kentucky (1996)
Basketball Contact	Jason Erickson
Office Phone	801-863-5451
Email	Jason.Erickson@uvu.edu
Website	wolverinegreen.com
Twitter	@UVUbasketball

WEBER STATE

Location:	Ogden, Utah
Enrollment:	26,809
Nickname:	Wildcats
Conference:	Big Sky
Home Arena:	Dee Events Center
Capacity:	12,000
2016-17 Overall Record:	20-14
2016-17 Conference Record:	12-6
2017 Postseason:	CollegeInsider.com
Head Coach:	Randy Rahe
Alma Mater (Year):	Buena Vista (1982)
Basketball Contact:	Paul Grua
Office Phone:	801-626-7414
Email:	pgrua@weber.edu
Website:	weberstatesports.com
Twitter:	@WeberStateMBB

SERIES VS. 2017-18 OPPONENTS



ALABAMA

Overall Series Record: Alabama leads 1-0
 BYU Record at Alabama: 0-1
 12-30-57 at Alabama 74-77 L



GONZAGA

Overall Series Record: Gonzaga leads 12-6
 BYU Record in Provo: 2-4
 BYU Record at Gonzaga: 3-3
 BYU Record at Neutral Sites: 1-5

12-16-49	vs. Gonzaga#	41-46	L
3-19-11	vs. Gonzaga ^	89-67	W
2-2-12	Gonzaga	83-73	W
2-23-12	at Gonzaga	63-74	L
3-3-12	vs. Gonzaga*	58-77	L
1-24-13	at Gonzaga	63-83	L
2-28-13	at Gonzaga	65-70	L
1-25-14	at Gonzaga	69-84	L
2-20-14	Gonzaga	73-65	W
3-11-14	vs. Gonzaga*	64-75	L
12-27-14	Gonzaga	80-87	L
2-28-15	at Gonzaga	73-70	W
3-10-15	vs. Gonzaga*	75-91	L
1-14-16	at Gonzaga	69-68	W
2-27-16	Gonzaga	68-71	L
3-7-16	vs. Gonzaga*	84-88	L
2-2-17	Gonzaga	75-85	L
2-25-17	at Gonzaga	79-71	W

*WCC Championships
 #Los Angeles Invitational ^ NCAA



IDAHO STATE

Overall Series Record: BYU leads 33-6
 BYU Record in Provo: 14-2
 BYU Record at Idaho State: 16-4
 BYU Record at Neutral Sites: 3-0

12-15-44	at Idaho State	35-45	L
12-16-44	at Idaho State	45-33	W
12-10-45	vs. Idaho State	58-47	W
12-11-45	at Idaho State	54-46	W
12-14-46	Idaho State	50-39	W
11-26-48	at Idaho State	58-43	W
11-27-48	at Idaho State	52-46	W
12-2-49	at Idaho State	67-44	W
12-3-49	at Idaho State	83-56	W
11-28-52	at Idaho State	69-44	W
11-29-52	at Idaho State	65-47	W
12-4-53	Idaho State	70-59	W
12-5-93	Idaho State	63-50	W
3-16-57	vs. Idaho State ^	65-54	W
12-1-73	Idaho State	83-82	W
11-26-76	Idaho State	102-84	W
12-3-77	at Idaho State	87-94	L
1-11-81	Idaho State	77-71	W
1-11-03	Idaho State	77-58	W
12-29-03	vs. Idaho State*	90-66	W
11-18-06	Idaho State	84-78	W
11-14-07	Idaho State	90-69	W
11-29-08	at Idaho State	85-65	W

11-17-09	Idaho State	87-53	W
12-20-16	Idaho State	84-58	W

*Cable Car Classic
 ^ NCAA tournament



ILLINOIS STATE

First Meeting



LOYOLA MARYMOUNT

Overall Series Record: BYU leads 13-4
 BYU Record in Provo: 6-2
 BYU Record at LMU: 5-2
 BYU Record at Neutral Sites: 2-0

12-30-36	at LMU	32-35	L
11-18-05	LMU	71-83	L
1-3-08	LMU	91-62	W
1-5-12	at LMU	73-65	W
1-19-12	LMU	68-82	L
1-3-13	LMU	92-51	W
3-2-13	at LMU	73-70	W
12-28-13	at LMU	76-87	L
1-11-14	LMU	91-68	W
3-8-14	vs. LMU*	85-74	W
1-10-15	LMU	85-72	W
2-7-15	at LMU	87-68	W
1-21-16	at LMU	91-80	W
1-28-16	LMU	87-62	W
12-31-16	at LMU	81-76	W
1-28-17	LMU	85-77	W
3-4-17	vs. LMU*	89-81	W

*WCC Tournament



MASSACHUSETTS

Overall Series Record: Series tied 1-1
 BYU Record in Provo: 1-0
 BYU Record at Massachusetts: 0-1
 BYU Record at Neutral Sites: 0-0

12-7-13	at Massachusetts	96-105	L
12-23-14	Massachusetts (OT)	77-71	W



MISSISSIPPI VALLEY STATE

Overall Series Record: BYU leads 2-0
 BYU Record in Provo: 2-0
 BYU Record at MVSU: 0-0
 BYU Record at Neutral Sites: 0-0

11-23-10	MVSU	86-36	W
11-25-15	MVSU	75-68	W



NIAGARA

Overall Series Record: BYU leads 5-2
 BYU Record in Provo: 2-0
 BYU Record at Niagara: 3-1
 BYU Record at Neutral Sites: 0-1

12-6-47	at Niagara	54-53	W
---------	------------	-------	---

12-2-50	at Niagara	84-69	W
12-8-51	at Niagara	53-48	W
3-9-53	vs. Niagara*	76-82	L
1-17-73	Niagara	93-83	W
1-2-76	at Niagara	60-75	L
12-11-76	Niagara	65-62	W

*NIT



PACIFIC

Overall Series Record: BYU leads 9-5
 BYU Record in Provo: 4-2
 BYU Record at Pacific: 4-2
 BYU Record at Neutral Sites: 1-1

12-22-61	Pacific	69-67	W
3-20-71	vs. Pacific#	81-84	L
12-4-75	at Pacific	66-71	L
12-6-75	at Pacific	89-62	W
12-1-84	vs. Pacific*	72-63	W
11-30-96	Pacific	58-80	L
1-30-14	Pacific	88-78	W
2-13-14	at Pacific	82-89	L
1-15-15	at Pacific	93-80	W
2-14-15	Pacific	84-59	W
1-2-16	at Pacific	81-67	W
2-6-16	Pacific	72-77	L
1-7-17	Pacific	91-62	W
1-21-17	at Pacific	62-47	W

#NCAA (Salt Lake City)
 *Stanford Invitational



PEPPERDINE

Overall Series Record: BYU leads 11-9
 BYU Record in Provo: 8-2
 BYU Record at Pepperdine: 3-5
 BYU Record at Neutral Sites: 0-2

12-29-44	vs. Pepperdine	51-56	L
12-15-49	vs. Pepperdine*	39-45	L
12-14-85	Pepperdine ^	73-83	L
12-13-97	Pepperdine ^	53-52	W
1-5-02	at Pepperdine(OT)	79-82	L
1-2-03	Pepperdine	84-68	W
12-15-07	Pepperdine	86-67	W
11-18-08	at Pepperdine	82-53	W
1-21-12	at Pepperdine	77-64	W
2-11-12	Pepperdine	86-48	W
1-10-13	Pepperdine	76-51	W
1-31-13	at Pepperdine	63-61	W
12-30-13	at Pepperdine	74-80	L
1-9-14	Pepperdine	84-72	W
1-8-15	Pepperdine	61-67	L
2-5-15	at Pepperdine	74-80	L
1-23-16	at Pepperdine	65-71	L
1-30-16	Pepperdine	88-77	W
1-19-17	Pepperdine	99-70	W
2-9-17	at Pepperdine	83-99	L

*Los Angeles Invitational ^ Cougar Classic

SERIES VS. 2017-18 OPPONENTS



PORTLAND

Overall Series Record: BYU leads 16-2
 BYU Record in Provo: 9-0
 BYU Record in Portland: 6-2
 BYU Record at Neutral Sites: 1-0

12-14-57	Portland	63-54	W
12-3-58	at Portland	77-72	W
11-22-06	Portland	79-50	W
12-1-07	at Portland	78-54	W
12-13-08	Portland	91-76	W
2-4-12	at Portland	79-60	W
2-25-12	Portland	76-66	W
1-26-13	at Portland	85-67	W
2-16-13	Portland	86-72	W
1-23-14	at Portland	110-114	L
2-22-14	Portland	89-72	W
12-29-14	Portland	97-88	W
2-26-15	at Portland	82-69	W
3-9-15	vs. Portland*	84-70	W
1-16-16	at Portland	81-84	L
2-25-16	Portland	99-81	W
2-4-17	Portland	73-62	W
2-23-17	at Portland	97-78	W

*WCC Tournament



PRINCETON

Overall Series Record: BYU leads 5-0
 BYU Record in Provo: 3-0
 BYU Record at Princeton: 1-0
 BYU Record at Neutral Sites: 1-0

3-12-81	vs. Princeton*	60-51	W
12-18-81	at Princeton	39-38	W
12-31-82	Princeton	51-32	W
12-14-91	Princeton	65-59	W
11-14-16	Princeton	82-73	W

*NCAA tournament



SAINT MARY'S

Overall Series Record: BYU leads 12-11
 BYU Record in Provo: 9-4
 BYU Record at Saint Mary's: 2-6
 BYU Record at Neutral Sites: 1-1

2-7-53	at Saint Mary's	78-50	W
1-26-57	Saint Mary's	69-65	W
12-22-58	Saint Mary's	72-67	W
12-10-66	Saint Mary's	108-57	W
12-13-80	Saint Mary's*	95-76	W
12-10-83	Saint Mary's*	106-74	W
12-10-88	Saint Mary's*	69-70	L
1-2-04	Saint Mary's	70-55	W
1-4-05	at Saint Mary's	51-72	L
11-27-10	vs. Saint Mary's ^	74-73	W
12-29-11	at Saint Mary's	82-98	L
1-28-12	Saint Mary's	66-80	L
1-16-13	Saint Mary's	69-70	L
2-21-13	at Saint Mary's	57-64	L
2-1-14	Saint Mary's	84-71	W
2-15-14	at Saint Mary's	60-57	W
1-17-15	at Saint Mary's	74-77	L
2-12-15	Saint Mary's	82-60	W

12-31-15	at Saint Mary's	74-85	L
2-4-16	Saint Mary's	70-59	W
1-5-17	at Saint Mary's	68-81	L
2-18-17	Saint Mary's	57-70	L
3-6-17	vs. Saint Mary's#	50-81	L

*Cougar Classic ^ South Padre Invitational #WCC Tournament



SAN DIEGO

Overall Series Record: BYU leads 12-4
 BYU Record in Provo: 7-0
 BYU Record at San Diego: 4-3
 BYU Record at Neutral Sites: 1-1

11-17-01	at San Diego	70-59	W
12-11-02	San Diego	64-49	W
12-31-11	San Diego	88-52	W
1-16-12	at San Diego	82-63	W
3-2-12	vs. San Diego*	73-68	W
1-19-13	San Diego	74-57	W
2-7-13	at San Diego	68-74	L
3-8-13	vs. San Diego*	69-72	L
1-4-14	San Diego	87-53	W
3-1-14	at San Diego	78-70	W
1-24-15	at San Diego	74-77	L
2-19-15	San Diego	75-62	W
2-18-16	at San Diego	69-67	W
2-20-16	San Diego	91-33	W
1-14-17	at San Diego	75-88	L
2-16-17	San Diego	82-70	W

*WCC Championships



SAN FRANCISCO

Overall Series Record: BYU leads 17-6
 BYU Record in Provo: 8-1
 BYU Record at San Francisco: 6-4
 BYU Record at Neutral Sites: 3-1

12-20-46	vs. San Francisco+	45-36	W
12-12-52	San Francisco	53-52	W
12-22-53	San Francisco	68-61	W
12-13-68	at San Francisco*	75-79	L
12-13-74	at San Francisco	84-103	L
3-10-79	vs. San Francisco#	63-86	L
11-30-00	at San Francisco	70-80	L
1-2-02	San Francisco	65-51	W
12-23-02	at San Francisco	72-84	L
12-5-09	vs. San Francisco~	69-43	W
1-7-12	San Francisco	81-56	W
2-16-12	at San Francisco	85-84	W
1-5-13	at San Francisco	80-76	W
2-9-13	San Francisco	87-99	L
1-16-14	at San Francisco	83-76	W
2-8-14	San Francisco	68-63	W
3-10-14	vs. San Francisco ^	79-77	W
1-3-15	at San Francisco	99-68	W
1-29-15	San Francisco	78-74	W
1-9-16	San Francisco	102-92	W
2-11-16	at San Francisco	114-89	W
1-12-17	San Francisco	85-75	W
2-11-17	at San Francisco	68-52	W

+Reno Tournament *Cable Car Classic #NCAA (Tucson) ~at EnergySolutions Arena ^WCC Tournament



SANTA CLARA

Overall Series Record: BYU leads 28-6
 BYU Record in Provo: 15-2
 BYU Record at Santa Clara: 10-4
 BYU Record at Neutral Sites: 3-0

12-21-51	Santa Clara	64-59	W
12-22-51	Santa Clara	66-61	W
2-8-53	at Santa Clara	64-72	L
12-19-58	Santa Clara	80-59	W
12-20-58	Santa Clara	75-65	W
12-8-61	at Santa Clara	53-64	L
12-9-61	at Santa Clara	55-72	L
12-18-64	Santa Clara	102-82	W
12-19-64	Santa Clara	109-80	W
12-17-65	at Santa Clara	103-85	W
12-18-65	at Santa Clara	87-79	W
12-22-67	Santa Clara	75-80	L
12-23-67	Santa Clara	91-46	W
12-22-70	at Santa Clara+	68-67	W
12-1-72	Santa Clara	84-73	W
12-2-72	Santa Clara	64-66	L
12-30-86	at Santa Clara#	77-66	W
12-30-94	vs. Santa Clara#	76-55	W
12-30-03	at Santa Clara#	68-66	W
12-31-04	Santa Clara	87-74	W
1-14-12	Santa Clara	95-78	W
2-18-12	at Santa Clara	82-67	W
1-12-13	at Santa Clara	82-64	W
2-2-13	Santa Clara	96-79	W
1-18-14	at Santa Clara	91-81	W
2-6-14	Santa Clara	89-67	W
1-1-15	at Santa Clara	81-46	W
1-31-15	Santa Clara	78-57	W
3-7-15	vs. Santa Clara*	78-76	W
1-7-16	Santa Clara	97-61	W
2-13-16	at Santa Clara	96-62	W
3-5-16	vs. Santa Clara*	72-60	W
12-29-16	Santa Clara	89-59	W
1-26-17	at Santa Clara	68-76	L

+Rainbow Classic
 #Cable Car Classic
 *WCC Tournament



TEXAS SOUTHERN

Overall Series Record: BYU leads 1-0
 BYU Record in Provo: 1-0
 BYU Record at Texas Southern: 0-0
 BYU Record at Neutral Sites: 0-0
 12-10-99 Texas Southern* 76-61 W
 *Cougar Classic



UT ARLINGTON

Overall Series Record: Series tied 1-1
 BYU Record in Provo: 1-1
 BYU Record at UT Arlington: 0-0
 BYU Record at Neutral Sites: 0-0

12-9-88	UT Arlington	87-70	W
3-15-17	UT Arlington*	89-105	L

*NIT

SERIES VS. 2017-18 OPPONENTS



UTAH

Overall Series Record: BYU leads 129-128
 BYU Record in Provo: 74-49 (25-18 in the
 Marriott Center)

BYU Record at Utah: 49-74 (15-32 in the
 Jon M. Huntsman Center)

BYU Record at Neutral Sites: 6-5

1/23/09	Utah	32-9	W	1/24/31	Utah	43-45	L	2/11/55	No. 5 Utah (OT)	76-74	W
3/5/09	at Utah	40-27	W	2/27/31	at Utah	39-49	L	2/12/55	at No. 5 Utah	71-78	L
2/5/10	at Utah	31-27	W	2/28/31	at Utah	57-49	W	2/11/56	at Utah	63-82	L
2/11/10	Utah	31-17	W	1/15/32	at Utah	44-36	W	2/24/56	Utah	77-82	L
1/28/11	Utah	47-27	W	1/16/32	at Utah	39-40	L	2/10/57	Utah	81-77	W
2/25/11	at Utah	33-26	W	2/5/32	Utah	32-35	L	2/21/57	at Utah	66-88	L
2/17/12	at Utah	36-25	W	2/6/32	Utah	43-34	W	1/24/58	at Utah	81-67	W
3/2/12	Utah	32-25	W	3/1/32	vs. Utah	35-33	W	2/27/58	Utah	56-74	L
2/8/13	Utah	31-49	L	1/13/33	Utah	40-27	W	1/23/59	No. 20 Utah	56-70	L
2/22/13	at Utah (OT)	26-29	L	1/14/33	Utah	33-34	L	2/26/59	Utah (OT)	74-76	L
2/14/14	at Utah	23-36	L	2/17/33	at Utah	43-42	W	1/22/60	at No. 7 Utah	69-76	L
2/28/14	Utah	32-24	W	2/18/33	at Utah	36-50	L	2/25/60	No. 5 Utah	75-87	L
2/20/15	Utah	29-28	W	3/4/33	vs. Utah	43-26	W	1/20/61	Utah	91-86	W
3/12/15	at Utah	20-38	L	1/26/34	at Utah	41-37	W	2/23/61	at Utah	80-95	L
2/4/16	at Utah	26-41	L	1/27/34	at Utah	30-43	L	1/23/62	at Utah	89-94	L
3/4/16	Utah	30-38	L	2/9/34	Utah	45-31	W	2/24/62	Utah	101-106	L
2/10/17	Utah	38-32	W	2/10/34	Utah	40-28	W	1/19/63	Utah	71-53	W
2/23/17	at Utah	54-33	W	1/11/35	Utah	54-25	W	2/23/63	at Utah	100-106	L
2/9/18	Utah	21-27	L	1/12/35	Utah	56-53	W	2/8/64	at Utah (OT)	89-91	L
2/23/18	at Utah	38-28	W	2/15/35	at Utah (OT)	46-50	L	2/22/64	Utah	75-72	W
2/7/19	at Utah	22-50	L	2/16/35	at Utah	43-52	L	1/23/65	Utah	98-67	W
3/8/19	Utah	21-31	L	1/17/36	Utah	42-34	W	2/20/65	at Utah	108-99	W
3/4/20	at Utah	30-41	L	1/18/36	Utah	47-42	W	2/5/66	at Utah	94-93	W
1/22/21	Utah	22-16	W	2/14/36	at Utah	35-36	L	3/5/66	Utah	115-100	W
3/5/21	at Utah	16-29	L	2/15/36	at Utah	37-36	W	2/11/67	Utah	64-62	W
2/3/22	at Utah	29-16	W	1/29/37	at Utah	30-45	L	2/17/67	at Utah	61-60	W
2/25/22	at Utah	32-27	W	1/30/37	at Utah	40-41	L	2/10/68	at Utah	89-91	L
1/26/23	Utah	36-29	W	2/19/37	Utah	35-43	L	2/24/68	Utah	93-90	W
1/27/23	Utah	25-19	W	2/20/37	Utah	36-31	W	2/8/69	Utah	73-67	W
2/16/23	at Utah	33-35	L	1/22/38	Utah	41-48	L	2/22/69	at Utah	85-98	L
2/17/23	at Utah	18-24	L	3/4/38	at Utah	43-54	L	1/3/70	at Utah	76-82	L
1/25/24	at Utah	38-21	W	1/20/39	Utah	40-32	W	1/24/70	Utah	81-91	L
1/26/24	at Utah	36-26	W	3/3/39	at Utah	47-52	L	2/6/71	Utah	103-89	W
2/15/24	Utah	37-22	W	2/9/40	at Utah	39-45	L	3/6/71	at Utah	98-87	W
2/16/24	Utah	34-32	W	2/23/40	Utah	52-41	W	1/15/72	at Utah	67-61	W
2/6/25	Utah	33-35	L	1/24/41	Utah	27-32	L	2/19/72	Utah	79-66	W
2/7/25	Utah	42-25	W	3/7/41	at Utah	39-50	L	2/3/73	Utah	89-73	W
2/27/25	at Utah	24-36	L	2/7/42	at Utah	50-42	W	3/3/73	at Utah	71-86	L
2/28/25	at Utah	41-36	W	3/7/42	Utah	42-40	W	1/12/74	at Utah	86-104	L
1/22/26	at Utah	22-21	W	1/29/43	Utah	41-30	W	2/16/74	Utah	74-89	L
1/23/26	at Utah	35-31	W	1/30/43	Utah	41-29	W	1/18/75	at Utah	73-91	L
2/12/26	Utah	34-39	L	2/12/43	at Utah	44-34	W	2/22/75	Utah	73-79	L
2/13/26	Utah	37-24	W	2/13/43	at Utah	47-45	W	1/24/76	Utah	74-76	L
1/28/27	Utah	39-42	L	1/26/45	Utah	46-51	L	2/21/76	at Utah	84-83	W
1/29/27	Utah	35-37	L	3/3/45	at Utah	52-56	L	2/5/77	at Utah	61-81	L
2/25/27	at Utah	31-34	L	2/9/46	at Utah	28-46	L	3/5/77	No. 20 Utah	54-67	L
2/26/27	at Utah (OT)	40-34	W	3/9/46	Utah	53-71	L	2/4/78	Utah	76-89	L
1/27/28	at Utah	37-30	W	2/8/47	Utah	54-62	L	3/4/78	at No. 19 Utah	74-81	L
1/28/28	at Utah	35-31	W	3/8/47	at Utah	66-82	L	1/20/79	at Utah	90-76	W
2/17/28	Utah	25-31	L	1/17/48	at Utah	65-63	W	2/17/79	Utah	76-50	W
2/18/28	Utah	26-31	L	2/21/48	Utah	55-51	W	1/12/80	Utah	89-72	W
1/18/29	Utah	41-38	W	1/29/49	at No. 10 Utah	56-55	W	2/9/80	at Utah	83-82	W
1/19/29	Utah	49-45	W	1/31/49	No. 10 Utah	65-45	W	1/31/81	at No. 9 Utah	56-60	L
2/8/29	at Utah	41-56	L	2/18/49	at No. 14 Utah	49-58	L	3/7/81	No. 9 Utah	95-76	W
2/9/29	at Utah	53-37	W	2/19/49	No. 14 Utah	52-54	L	1/15/82	Utah	74-51	W
1/31/30	at Utah	49-53	L	1/28/50	at Utah	71-51	W	2/19/82	at Utah	61-68	L
2/28/30	Utah	56-31	W	1/30/50	Utah	61-51	W	2/5/83	at Utah	72-75	L
3/1/30	Utah	59-42	W	2/17/50	Utah	42-56	L	3/5/83	Utah (30T)	62-64	L
1/23/31	Utah (OT)	51-52	L	12/27/50	vs. Utah*	49-58	L	1/14/84	Utah (20T)	113-105	W
				2/16/51	at Utah	73-60	W	2/8/84	at Utah	82-79	W
				2/17/51	Utah#	49-54	L	1/26/85	at Utah	63-62	W
				3/2/51	at Utah	58-67	L	3/2/85	Utah (30T)	85-86	L
				3/3/51	Utah#	69-50	W	1/25/86	Utah	87-69	W
				2/2/52	Utah	48-51	L	2/22/86	at Utah	71-74	L
				3/8/52	at Utah	50-61	L	1/24/87	at Utah	80-70	W
				2/14/53	Utah	62-50	W	2/14/87	Utah	58-65	L
				2/21/53	at Utah	73-50	W	2/4/88	Utah	82-64	W
				2/19/54	at Utah	85-76	W	2/27/88	at Utah	60-62	L
				2/20/54	Utah	64-70	L	2/2/89	at Utah	86-90	L
								2/25/89	Utah	81-74	W

SERIES VS. 2017-18 OPPONENTS

1/25/90	Utah	65-49	W	3-3-06	Utah State	19-11	W	1-27-33	at Utah State	33-40	L
2/10/90	at Utah	73-89	L	2-16-07	Utah State	44-11	W	1-28-33	at Utah State	59-44	W
3/8/90	vs. Utah* (OT)	61-62	L	3-1-07	at Utah State	23-12	W	2-24-33	Utah State	37-30	W
2/16/91	at No. 14 Utah	74-81	L	1-18-08	at Utah State	29-16	W	2-25-33	Utah State	48-36	W
3/2/91	No. 9 Utah (OT)	71-72	L	2-1-08	Utah State	43-19	W	1-12-34	Utah State	57-34	W
3/9/91	vs. No. 8 Utah (OT)	51-49	W	2-6-09	Utah State	37-11	W	1-13-34	Utah State	42-35	W
2/20/92	Utah	58-56	W	2-26-09	at Utah State	37-13	W	2-16-34	at Utah State	48-37	W
3/7/92	at Utah	87-73	W	1-15-10	at Utah State	40-20	W	2-17-34	at Utah State	35-43	L
3/13/92	vs. Utah+	75-62	W	2-18-10	Utah State	47-31	W	1-25-35	at Utah State	39-38	W
1/9/93	Utah	53-54	L	2-4-11	at Utah State	29-19	W	1-26-35	at Utah State	27-41	L
2/27/93	at No. 11 Utah	83-89	L	2-18-11	Utah State	37-21	W	2-8-35	Utah State (OT)	47-48	L
1/8/94	at Utah	64-62	W	2-3-12	Utah State	36-17	W	2-9-35	Utah State	40-39	W
2/26/94	Utah	73-70	W	2-9-12	at Utah State	37-16	W	2-7-36	Utah State	35-36	L
3/10/94	vs. Utah+	96-65	W	2-15-13	at Utah State	33-23	W	2-8-36	Utah State	33-37	L
1/3/95	Utah	64-57	W	3-1-13	Utah State	20-29	L	2-21-36	at Utah State	39-32	W
3/4/95	at Utah	79-87	L	2-21-14	Utah State	41-21	W	2-22-36	at Utah State	41-51	L
1/2/96	at No. 15 Utah	77-83	L	3-6-14	at Utah State	28-19	W	1-15-37	Utah State	31-40	L
3/2/96	No. 10 Utah	85-96	L	2-13-15	Utah State	29-21	W	1-16-37	Utah State	49-35	W
1/11/97	No. 9 Utah	51-61	L	2-26-15	at Utah State	31-23	W	2-12-37	at Utah State	55-45	W
2/6/97	at No. 5 Utah	49-85	L	2-12-16	Utah State	42-17	W	2-13-37	at Utah State	38-47	L
1/10/98	No. 3 Utah	61-71	L	2-26-16	at Utah State	23-37	L	1-21-38	at Utah State	53-60	L
2/5/98	at No. 5 Utah	68-83	L	2-17-17	Utah State	43-22	W	2-25-38	Utah State	58-50	W
1/9/99	at Utah	54-75	L	3-8-17	at Utah State	34-27	W	1-7-39	Utah State	46-54	L
2/6/99	No. 20 Utah	46-71	L	3-1-19	Utah State	23-26	L	3-4-39	at Utah State	38-53	L
3/4/99	vs. No. 8 Utah*	62-81	L	1-31-20	at Utah State	27-55	L	2-10-40	at Utah State	35-55	L
1/15/00	Utah	49-56	L	1921	at Utah State	43-45	L	2-17-40	Utah State	49-43	W
2/12/00	at No. 21 Utah	62-77	L	1921	Utah State	30-28	W	1-10-41	Utah State	66-34	W
3/10/00	vs. Utah ^	58-54	W	1922	Utah State	39-22	W	3-8-41	at Utah State	47-48	L
1/29/01	Utah	69-61	W	1922	at Utah State	34-36	L	1-10-42	at Utah State	54-24	W
2/24/01	at Utah	75-82	L	2-2-23	at Utah State	19-55	L	2-21-42	Utah State	57-52	W
1/28/02	at Utah	66-71	L	2-3-23	at Utah State	30-36	L	1-15-43	at Utah State	38-43	L
2/23/02	Utah	63-61	W	2-23-23	Utah State	22-23	L	1-16-43	at Utah State	58-41	W
1/25/03	Utah	75-79	L	2-24-23	Utah State	37-26	W	2-19-43	Utah State	44-38	W
2/24/03	at No. 23 Utah	64-71	L	2-8-24	Utah State	36-43	L	2-20-43	Utah State	63-59	W
1/31/04	at Utah	56-64	L	2-9-24	Utah State	38-21	W	2-3-45	Utah State	50-41	W
3/1/04	Utah	70-57	W	2-22-24	at Utah State	30-27	W	3-7-45	at Utah State	64-37	W
3/12/04	vs. Utah ^	51-54	L	2-23-24	at Utah State	32-25	W	1-12-46	at Utah State	47-29	W
1/31/05	No. 25 Utah	58-72	L	1-23-25	at Utah State	29-26	W	2-23-46	Utah State	64-48	W
2/26/05	at No. 13 Utah	60-69	L	1-24-25	at Utah State	22-42	L	2-22-47	Utah State	62-40	W
1/7/06	Utah	72-60	W	2-13-25	Utah State	48-36	W	3-4-47	at Utah State	49-52	L
2/8/06	at Utah	60-79	L	2-14-25	Utah State	24-23	W	1-31-48	Utah State	66-47	W
3/9/06	vs. Utah ^	70-74	L	1-29-26	Utah State	31-49	L	2-28-48	at Utah State	65-68	L
1/31/07	at Utah	76-66	W	1-30-26	Utah State	36-32	W	1-21-49	Utah State	60-51	W
3/3/07	Utah	85-62	W	2-26-26	Utah State	52-43	W	1-22-49	Utah State	64-56	W
1/19/08	at Utah	55-52	W	2-27-26	Utah State	34-36	L	2-11-49	at Utah State	54-58	L
2/20/08	Utah	67-59	W	1-21-27	at Utah State	47-50	L	2-12-49	at Utah State	67-54	W
1/27/09	at Utah (OT)	88-94	L	1-22-27	at Utah State	34-62	L	1-21-50	Utah State	71-41	W
2/28/09	Utah	63-50	W	3-4-27	Utah State	38-44	L	1-23-50	at Utah State	48-47	W
1/30/10	Utah	82-69	W	3-5-27	Utah State	35-42	L	2-24-50	at Utah State	60-46	W
3/3/10	at Utah	71-51	W	2-10-28	Utah State	49-34	W	2-25-50	Utah State	63-35	W
1/11/11	at Utah	104-79	W	2-11-28	Utah State	31-39	L	1-12-51	at Utah State	72-59	W
2/12/11	Utah	72-59	W	2-19-28	at Utah State	41-52	L	1-13-51	at Utah State	68-72	L
12/10/11	at Utah	61-42	W	2-19-28	at Utah State	42-48	L	2-2-51	Utah State	83-57	W
12/8/12	Utah	61-58	W	1-1-29	at Utah State	53-45	W	2-3-51	Utah State	51-42	W
12/14/13	at Utah	64-81	L	2-2-29	at Utah State	46-34	W	2-1-52	at Utah State	40-57	L
12/10/14	Utah	61-65	L	3-1-29	Utah State	49-45	W	2-15-52	Utah State	69-67	W
12/2/15	at Utah	75-83	L	3-2-29	Utah State	50-52	L	1-3-53	at Utah State	72-66	W
*WAC Tournament ^ MWC Tournament				1-17-30	Utah State	37-39	L	1-31-53	Utah State	77-60	W
#Game played in Salt Lake, BYU listed as home team				1-18-30	Utah State	53-37	W	1-14-54	at Utah State	68-73	L
				2-14-30	at Utah State	49-36	W	1-23-54	Utah State	75-63	W
				2-15-30	at Utah State	41-55	L	1-15-55	Utah State	58-62	L
				1-30-31	at Utah State	59-61	L	2-17-55	at Utah State	71-76	L
UTAH STATE				1-31-31	at Utah State	45-39	W	1-28-56	at Utah State	56-63	L
Overall Series Record: BYU leads 141-92				2-20-31	Utah State	61-51	W	2-9-56	Utah State	92-62	W
BYU Record in Provo: 85-32				2-21-31	Utah State	53-40	W	1-18-57	at Utah State	75-76	L
BYU Record at Utah State: 53-60				1-22-32	Utah State (OT)	45-47	L	1-25-57	Utah State	93-76	W
BYU Record at Neutral Sites: 3-0				1-23-32	Utah State	40-37	W	1-31-58	at Utah State	67-55	W
2-23-06 at Utah State 21-14 W				2-26-32	at Utah State	39-32	W	2-15-58	Utah State	69-66	W
				2-27-32	at Utah State	63-50	W	1-30-59	Utah State	77-54	W



SERIES VS. 2017-18 OPPONENTS

2-14-59	at Utah State	67-74	L	12-18-92	Utah State	89-65	W	12-28-00	at Weber State	84-75	W
1-29-60	at No. 9 USU	53-84	L	12-14-93	Utah State	78-65	W	12-5-01	Weber State	65-47	W
2-13-60	No. 7 Utah State	64-75	L	12-1-94	at Utah State	59-83	L	1-8-03	at Weber State	69-75	L
1-27-61	Utah State	75-57	W	12-5-95	Utah State	76-52	W	12-20-03	Weber State	86-65	W
2-13-61	at Utah State	73-94	L	12-10-96	Utah State	64-61	W	12-23-04	at Weber State	79-61	W
1-26-62	at Utah State	69-88	L	11-29-97	at Utah State	69-72	L	12-17-05	Weber State	80-54	W
2-10-62	Utah State	70-80	L	1-2-99	Utah State	61-59	W	12-2-06	at Weber State (OT)	73-69	W
1-5-63	at Utah State	58-69	L	1-8-00	at Utah State	82-73	W	12-5-07	Weber State	72-57	W
1-26-63	Utah State	67-70	L	12-16-00	Utah State	69-67	W	12-3-08	at Weber State	92-62	W
1-25-64	at Utah State	90-105	L	12-1-01	at USU (OT)	81-90	L	12-27-09	Weber State	87-70	W
1-31-64	Utah State	73-90	L	12-14-02	Utah State	66-56	W	12-21-10	at Weber State	72-66	W
1-9-65	at Utah State	99-90	W	12-23-03	at Utah State	74-76	L	12-7-11	Weber State	94-66	W
2-6-65	Utah State	89-80	W	12-1-04	at Utah State	57-71	L	12-15-12	at Weber State	78-68	W
1-22-66	Utah State	115-81	W	12-18-04	Utah State	62-84	L	11-8-13	Weber State	81-72	W
2-11-66	at Utah State	96-88	W	12-22-05	at Utah State	80-91	L	12-13-14	at Weber State	76-60	W
1-6-67	Utah State	92-66	W	12-16-06	Utah State	75-62	W	12-5-15	vs. Weber State	73-68	W
2-4-67	at Utah State	88-113	L	12-6-08	vs. Utah State	68-63	W	12-7-16	Weber State	77-66	W
1-6-68	Utah State	104-98	W	12-2-09	at Utah State	61-71	L	* Cougar Classic			
2-1-68	at Utah State	118-103	W	11-17-10	Utah State	78-72	W				
1-11-69	at Utah State	84-91	L	11-11-11	at Utah State	62-69	L				
1-30-69	Utah State	113-82	W	2-19-13	Utah State	70-68	W				
1-15-70	at Utah State	94-97	L	11-30-13	vs. Utah State	85-74	W				
3-4-70	No. 18 USU	73-86	L	12-2-14	at Utah State	91-81	W				
12-19-70	No. 15 USU	111-83	W	12-9-15	Utah State	80-68	W				
1-23-71	at No. 12 USU	70-72	L	11-30-16	vs. Utah State	77-63	W				
3-13-71	at No. 16 USU	91-82	W								
12-22-71	at Utah State	87-84	W								
1-22-72	Utah State	101-82	W								
12-16-72	Utah State	88-80	W								
1-20-73	at Utah State	79-69	W								
12-22-73	Utah State	86-87	L								
1-19-74	at Utah State	86-93	L								
12-28-74	Utah State	79-83	L								
2-1-75	at Utah State	84-92	L								
12-17-75	at Utah State	76-87	L								
1-10-76	Utah State	73-75	L								
12-4-76	at USU (OT)	93-95	L								
1-8-77	Utah State	85-77	W								
12-21-77	at Utah State	89-91	L								
1-7-78	Utah State (2OT)	85-84	W								
12-6-78	Utah State	99-80	W								
1-6-79	at Utah State	68-84	L								
12-22-79	at Utah State	89-84	W								
2-12-80	Utah State	84-83	W								
12-6-80	at Utah State	82-79	W								
12-27-80	Utah State	104-89	W								
12-8-81	at Utah State	51-43	W								
12-26-81	Utah State	74-79	L								
11-30-82	Utah State	69-75	L								
12-14-82	at Utah State	68-80	L								
11-26-83	at Utah State	78-90	L								
12-9-83	Utah State*	81-83	L								
12-4-84	Utah State	93-97	L								
12-11-84	at USU (OT)	91-92	L								
12-3-85	at Utah State	80-82	L								
12-10-85	Utah State	76-88	L								
12-3-86	Utah State	100-86	W								
12-16-86	at Utah State	97-93	W								
12-1-87	at Utah State	96-92	W								
12-19-87	USU (OT)	121-112	W								
12-17-88	Utah State	96-85	W								
12-21-88	at Utah State	74-72	W								
11-30-89	Utah State	71-65	W								
12-12-89	Utah State	69-68	W								
11-24-90	Utah State	98-94	W								
12-1-90	at Utah State	63-58	W								
11-26-91	at Utah State	82-66	W								
12-13-91	Utah State*	93-77	W								
12-4-92	at Utah State	93-83	W								



UTAH VALLEY

Overall Series Record: BYU leads 2-1

BYU Record in Provo: 2-1

11-29-03	Utah Valley	84-65	W
11-13-15	Utah Valley	85-54	W
11-26-16	Utah Valley	101-114	L



WEBER STATE

Overall Series Record: BYU leads 32-10

BYU Record in Provo: 21-0

BYU Record at Weber State: 10-10

BYU Record at Neutral Sites: 1-0

11-30-73	Weber State	77-76	W
12-6-74	at Weber State	63-76	L
12-20-75	Weber State	89-80	W
11-27-76	at Weber State	75-96	L
1-3-78	Weber State	81-76	W
12-23-80	at Weber State	85-78	W
12-15-81	Weber State	63-55	W
1-6-83	at Weber State (2OT)	81-84	L
1-7-84	Weber State (OT)	86-81	W
12-8-84	at Weber State	79-87	L
12-28-85	Weber State (OT)	88-86	W
12-18-86	at Weber State	84-69	W
12-11-87	Weber State*	104-71	W
12-1-88	at Weber State	78-80	L
11-28-89	Weber State	81-65	W
11-29-90	at Weber State	69-57	W
12-21-91	Weber State	81-68	W
12-8-92	at Weber State (OT)	77-83	L
12-21-93	Weber State	92-79	W
12-21-94	at Weber State	74-86	L
12-12-95	Weber State	91-86	W
12-4-96	at Weber State	80-97	L
12-12-97	Weber State*	83-70	W
11-19-98	at Weber State	80-83	L
12-11-99	Weber State*	66-53	W

DAVE ROSE VS. ALL COMPETITION



Team	H	A	N	Overall	Team	H	A	N	Overall	Team	H	A	N	Overall
Adams State	1-0	0-0	0-0	1-0	Iowa State	0-1	0-1	0-0	0-2	San Jose State	1-0	0-0	0-0	1-0
Air Force	6-0	5-1	1-0	12-1	Jackson State	1-0	0-0	0-0	1-0	Santa Clara	6-0	5-1	2-0	13-1
Arizona	0-0	1-0	1-0	2-0	Kansas State	0-0	0-0	0-1	0-1	Seton Hall	1-0	0-0	0-0	1-0
Arizona State	1-0	0-0	0-1	1-1	Lamar	1-0	0-1	1-0	2-1	South Florida	0-0	0-0	1-0	1-0
Arkansas-Little Rock	1-0	0-0	0-0	1-0	Liberty	1-0	0-0	0-0	1-0	Southern	1-0	0-0	0-0	1-0
Baylor	0-1	0-1	0-1	0-3	Long Beach State	2-0	1-1	0-0	3-1	Southern Miss	0-0	1-0	0-0	1-0
Belmont	1-0	0-0	0-0	1-0	Longwood	1-0	0-0	0-0	1-0	Southern Utah	3-0	0-0	0-0	3-0
Boise State	2-0	0-2	0-0	2-2	Louisville	0-0	0-0	1-0	1-0	Southern Virginia	1-0	0-0	0-0	1-0
Bradley	1-0	0-0	0-0	1-0	Loyola Marymount	6-2	5-1	2-0	13-3	Stanford	1-0	1-0	0-0	2-0
Buffalo	1-0	1-0	0-0	2-0	Marquette	0-0	0-0	0-1	0-1	TCU	6-0	6-0	3-0	15-0
BYU-Hawaii	1-0	0-0	0-0	1-0	Mercer	1-0	0-0	0-0	1-0	Tennessee State	1-0	0-0	0-0	1-0
Cal Poly	1-0	0-0	0-0	1-0	Michigan State	0-0	0-0	0-2	0-2	Texas	0-0	0-0	1-0	1-0
Cal State Bakersfield	1-0	0-0	0-0	1-0	Mississippi Valley State	2-0	0-0	0-0	2-0	Texas A&M	0-0	0-0	0-2	0-2
Cal State Northridge	1-0	0-0	0-0	1-0	Montana	0-0	0-0	1-0	1-0	Tulsa	1-0	1-0	0-0	2-0
Cal State San Marcos	1-0	0-0	0-0	1-0	Mount St. Mary's	1-0	0-0	0-0	1-0	UAB	1-0	0-0	0-0	1-0
Central Michigan	1-0	0-0	0-0	1-0	Nebraska	0-0	0-0	1-0	1-0	UC Santa Barbara	1-0	0-0	0-0	1-0
Chaminade	0-0	0-0	1-0	1-0	Nevada	0-0	0-0	2-0	2-0	UCLA	0-0	0-1	0-1	0-2
Chicago State	1-0	0-0	0-0	1-0	New Mexico	4-2	3-3	2-0	9-5	UMass	1-0	0-1	0-0	1-1
Coastal Carolina	1-0	0-0	0-0	1-0	North Carolina	0-0	0-0	0-1	0-1	UNLV	5-1	1-8	0-0	6-9
Colorado	1-0	0-1	0-0	1-1	North Florida	1-0	0-0	0-0	1-0	USC	0-0	0-1	0-1	0-2
Colorado Mesa	1-0	0-0	0-0	1-0	North Texas	1-0	0-0	0-0	1-0	UT Arlington	0-1	0-0	0-0	0-1
Colorado State	6-0	5-1	1-0	12-1	Northern Arizona	1-0	0-0	1-0	2-0	UT-San Antonio	1-0	0-0	0-0	1-0
Coppin State	1-0	0-0	0-0	1-0	Northern Iowa	0-0	0-0	1-0	1-0	Utah	7-1	5-4	0-1	12-6
Creighton	1-0	1-0	0-0	2-0	Northern Kentucky	1-0	0-0	0-0	1-0	Utah State	4-0	1-3	3-0	8-3
Eastern Kentucky	1-0	0-0	0-0	1-0	Notre Dame	0-0	0-0	0-1	0-1	Utah Valley	1-1	0-0	0-0	1-1
Eastern New Mexico	2-0	0-0	0-0	2-0	Ole Miss	0-0	0-0	0-1	0-1	UTEP	1-0	1-0	0-0	2-0
Eastern Washington	2-0	0-0	0-0	2-0	Oral Roberts	1-0	0-0	0-0	1-0	Valparaiso	0-0	0-0	0-2	0-2
Florida	0-0	0-0	1-1	1-1	Oregon	0-0	0-1	1-1	1-2	Vermont	0-0	0-0	1-0	1-0
Florida State	0-0	0-0	0-1	0-1	Pacific	3-1	3-1	0-0	6-2	Virginia Tech	1-0	1-0	1-0	3-0
Fresno Pacific	1-0	0-0	0-0	1-0	Pepperdine	6-1	3-4	0-0	9-5	Wagner	1-0	0-0	0-0	1-0
Fresno State	1-0	1-0	0-0	2-0	Portland	8-0	5-2	1-0	14-2	Wake Forest	0-1	0-1	0-0	0-2
Georgia State	1-0	0-0	0-0	1-0	Prairie View A&M	2-0	0-0	0-0	2-0	Washington	1-0	0-0	0-0	1-0
Gonzaga	2-4	3-3	1-4	6-11	Princeton	1-0	0-0	0-0	1-0	Washington State	0-0	1-0	0-0	1-0
Hartford	1-0	0-0	0-0	1-0	Purdue	0-0	0-0	0-1	0-1	Weber State	6-0	5-0	1-0	12-0
Harvard	0-0	0-0	0-1	0-1	Rice	1-0	0-0	0-0	1-0	Western Oregon	2-0	0-0	0-0	2-0
Hawaii	0-0	1-0	2-0	3-0	Saint Louis	0-0	0-0	1-0	1-0	Wichita State	0-0	0-0	0-1	0-1
Houston	0-0	0-1	0-0	0-1	Saint Mary's	3-3	1-5	1-1	5-9	Wisconsin	0-0	0-0	0-1	0-1
Idaho State	4-0	1-0	0-0	5-0	San Diego	6-0	3-3	1-1	10-4	Wofford	0-0	0-0	1-0	1-0
Illinois	0-0	0-0	0-1	0-1	San Diego State	6-0	3-3	1-3	10-6	Wyoming	6-0	6-0	1-0	13-0
Iona	0-0	0-0	1-0	1-0	San Francisco	5-1	6-0	2-0	13-1	Xavier	0-0	0-0	0-1	0-1

BYU BASKETBALL HISTORY



The 1902-03 Brigham Young Academy Team



BYU celebrates advancing to the 2011 Sweet Sixteen

WINNING: A BYU TRADITION

BYU has one of the nation's richest basketball traditions. In fact, 90 of the Cougars' 115 seasons on the hardwood have been winning campaigns. Since putting its first team on the floor in 1903, BYU has amassed a 1786-1071 record to rank No. 12 all-time among NCAA Division I programs in total victories. The Cougars also boast a winning percentage of 62.5, ranking 28th.

But it's not just the sum of victories that make BYU one of the nation's top hoop programs. Along the way, BYU has claimed 29 regular season conference championships and received 42 postseason invites, including 29 NCAA Tournament appearances. The Cougars won two NIT titles in 1951 (a national championship as the NIT was considered a premier tournament at the time) and 1966. BYU players also boast 130 all-conference and 82 All-America citations along with 45 NBA draft selections.



BYU has won conference championships in four different leagues. The first six came from the Rocky Mountain Conference and continued as BYU won five as a member of the Skyline Conference. During the Cougars' membership in the Western Athletic Conference, BYU won 12 conference championships. In 12 seasons in the Mountain West Conference, BYU captured six league titles.

BYU's basketball legacy is filled with many unique achievements. In 1981, the Cougars advanced to the Elite Eight when All-American Danny Ainge made what is still considered one of the NCAA tournament's most amazing plays. Trailing Notre Dame 50-49 with eight seconds remaining, Ainge took the ball coast-to-coast, dribbling through all five Irish defenders, before lofting the game-winning finger roll just over the reach of Orlando Woolridge. Ainge received the Wooden Award and Eastman Trophy in 1981 as the nation's top player.


In 2011, All-American Jimmer Fredette led the Cougars to the Sweet 16 for the first time since 1981. Fredette led the nation in scoring in 2010-11 with a 28.9 ppg average and earned every major Player of the Year honor, including the Naismith, Wooden and Oscar Robertson awards. Simply known as 'The Jimmer' throughout the nation, Fredette gained national fame with prolific scoring outbursts, which included 15 30-point games, four 40-point games and one 52-point explosion

versus New Mexico in the Mountain West Conference tournament.

Legendary coach Stan Watts, who guided BYU to its NIT titles, was inducted into the Naismith Memorial Basketball Hall of Fame in 1986, while All-American center Kresimir Cosic became BYU's second Hall member in 1996. Turning down the opportunity to play in the NBA, Cosic



WINNING: A BYU TRADITION




All-American Devin Durrant was among the nation's leading scorers in 1984, averaging 27.9 points per game. He is third on BYU's all-time scoring list behind Danny Ainge and Mike Smith.

returned home to Yugoslavia to pursue his passion to better-develop basketball in Europe. He earned one gold and two silver medals while playing on four Olympic teams and was a longtime coach of the Yugoslavian National Team, mentoring many future NBA players. He ended his playing career as the all-time Croatian scoring leader.

Before Cosic's arrival in Provo, the Cougars already held the distinction of being the first U.S. program to include an international player on its roster in Finland's Timo Lampen in 1958-59. BYU also boasts two of the nation's longest-standing rivalries, having first played Utah State in 1906 and Utah in 1909.

The first radio broadcast in the intermountain area took place on Feb. 17, 1940, when BYU hosted Utah State in the Old Ladies Gymnasium in Provo. BYU broke a ban on broadcasting college sports due to the clamor from fans that only 500 people could fit into the gym. Arch Madsen called the game on KOVO radio in Provo with station manager David Walker providing analysis. Home games have also been played in



The 18,987-seat Marriott Center is one of the largest on-campus arenas in the nation. BYU has won 80 percent of its games in the Marriott Center, including a school-record 53 straight games from 2006-2008, the nation's longest homecourt victory streak at the time.

Springville, the old BY Academy and even on the University of Utah's home court.

BYU created a new home on campus with the construction of the George Albert Smith Fieldhouse. The Smith Fieldhouse was home to the Cougars from 1951-1971, with 20 different all-conference players, including seven All-Americans, starring for BYU during that era. Many capacity crowds crammed inside the Fieldhouse to see Cougar basketball. With BYU's winning tradition, the then 10,000-seat arena grew too small for the increasing interest. In 1971, the Marriott Center was built, giving BYU what is still to this day one of the most intimidating arenas in college basketball.

Since opening the 18,987-seat Marriott Center, the Cougars have been among the nation's annual attendance leaders with 19 top-5 rankings and three times finishing No. 1. BYU has not disappointed its faithful, winning 80.1 percent of its games in the Marriott Center, including a school record 53-game home victory streak that started in 2005 and ended in 2008.

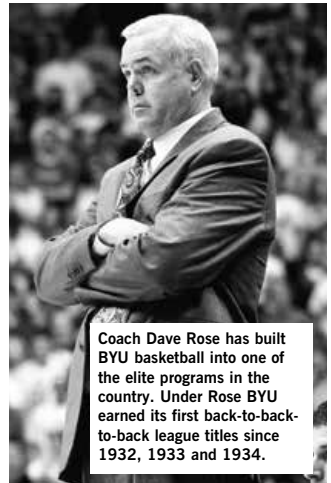
In recent history, the highest ranking a Cougar team has received in the media polls was the 1987-88 team. At one point the team was 17-0 and climbed as high as No. 2 and No. 3 in the rankings. Had the victory streak not been snapped by a single-game cross-country trip to UAB in Birmingham, Alabama, the Cougars could have easily found themselves in the No. 1 spot as the top-rated Arizona Wildcats had lost and left the door open for the Cougars to be the only undefeated team in college basketball. The 2010-11 team, led by Fredette and Jackson Emery, climbed to No. 3 in both polls on Feb. 28, 2011. That team finished the season ranked 10th and 13th in the respective polls.

Over the years, 18 coaches have guided the Cougars and 17 have winning records. Current BYU head coach Dave Rose took the helm in 2005-06 after spending eight



Rafael Araujo became BYU's 43rd NBA draft selection when he was taken No. 8 overall in the 2004 NBA Draft. The big Brazilian center led BYU to its 21st NCAA Tournament appearance in 2003-04.

years as an assistant under former head coach Steve Cleveland. Rose played an instrumental role in helping the Cougars restore their tradition under Cleveland with NCAA appearances in 2001, 2003 and 2004 and NIT invites in 2000 and 2002. During that time, BYU was also one of just 14 programs to have a player taken in both the 2003 and 2004 NBA Drafts as Travis Hansen was selected in the second round in 2003 and Rafael Araujo was the No. 8 overall pick in 2004. In his 12 years guiding the Cougars, Rose has led BYU to its first streaks of six-straight NCAA Tournament bids (2007 to 2012), five-straight seasons with appearances in the national rankings and six-straight 25 win seasons. He has also led the Cougars to 12-straight postseason tournaments (NIT in 2006, 2013, 2016 and 2017) and four-straight seasons with a postseason victory (2010 to 2013). Both streaks are program records. Rose led the Cougars to three-straight conference titles from 2007 to 2009, the first such streak since 1932 to 1934.



Coach Dave Rose has built BYU basketball into one of the elite programs in the country. Under Rose BYU earned its first back-to-back-to-back league titles since 1932, 1933 and 1934.

CONFERENCE SUCCESS

BYU basketball boasts a remarkable record of conference success during its history. Including conference tournaments, BYU has claimed a conference championship trophy (regular season or tournament) during 30 seasons. The Cougars won the 1991 WAC Tournament after a second-place regular-season finish. Other conference tournament titles in 1992 (WAC) and 2001 (MWC) have followed up regular-season rings, as was the case with conference playoff wins in 1924 and 1933 in the Rocky Mountain Conference. BYU won six Rocky Mountain Conference titles in 20 years, earned five Skyline championships in 24 years, recorded 12 WAC crowns in 37 years and garnered six MWC titles in 12 seasons. BYU won the in-state title against rivals Utah and Utah State during 10 of the 12 years before the Cougars first joined a conference in 1918.

YEAR-BY-YEAR CONFERENCE/STATE REGULAR-SEASON CHAMPIONS

State Competition

1906 **BYU**
 1907 **BYU**
 1908 **BYU**
 1909 **BYU**
 1910 **BYU**
 1911 **BYU**
 1912 **BYU**
 1913 Utah
 1914 **BYU**
 1915 **BYU**
 1916 Utah
 1917 **BYU**

ROCKY MOUNTAIN CONFERENCE

1918 Utah State (West), Colorado College (East)
 1919 Utah (W), Colorado (E)
 1920 Colorado (E) – no west champ – influenza
 1921 Utah (W), Colorado (E)
 1922 **BYU** (W), Colorado College (E)
 1923 Utah (W), Colorado College (E)
 1924 **BYU** (W), Colorado College (E)
 1925 **BYU** (W), Colorado College (E)
 1926 Utah State (W), Colo St. Teacher College (E)
 1927 Montana State (W), Colorado College (E)
 1928 Montana State (W), Wyoming (E)
 1929 Montana State (W), Colorado (E)
 1930 Montana State/Utah State (W), Colorado (E)
 1931 Utah (W), Wyoming (E)
 1932 **BYU**/Utah (W), Wyoming (E)
 1933 **BYU**/Utah (W), Wyoming/CSTC (E)
 1934 **BYU** (W), Wyoming (E)
 1935 Utah State (W), CSTC (E)
 1936 Utah State (W), Wyoming (E)
 1937 Utah/Montana St. (W), Colorado/Denver (E)

MOUNTAIN STATES CONFERENCE (SKYLINE)

1938 Utah/Colorado
 1939 Colorado
 1940 Colorado
 1941 Wyoming
 1942 Colorado
 1943 **BYU** (West), Wyoming (East)
 1944 No Champion
 1945 Utah
 1946 Wyoming
 1947 Wyoming
 1948 **BYU**
 1949 Wyoming
 1950 **BYU**
 1951 **BYU**
 1952 Wyoming
 1953 Wyoming
 1954 Colorado A&M
 1955 Utah
 1956 Utah

1957 **BYU**
 1958 Wyoming
 1959 Utah
 1960 Utah
 1961 Utah/Colorado State
 1962 Utah

WESTERN ATHLETIC CONFERENCE

1963 Arizona State
 1964 New Mexico/Arizona State
 1965 **BYU**
 1966 Utah
 1967 **BYU**/Wyoming
 1968 New Mexico
 1969 **BYU**/Wyoming
 1970 UTEP
 1971 **BYU**
 1972 **BYU**
 1973 Arizona State
 1974 New Mexico
 1975 Arizona State
 1976 Arizona
 1977 Utah
 1978 New Mexico
 1979 **BYU**
 1980 **BYU**
 1981 Utah/Wyoming
 1982 Wyoming
 1983 **BYU**/Utah/UTEP
 1984 UTEP
 1985 UTEP
 1986 Utah/Wyoming/UTEP
 1987 UTEP
 1988 **BYU**
 1989 Colorado State
 1990 **BYU**/Colorado State
 1991 Utah
 1992 **BYU**/UTEP
 1993 **BYU**/Utah
 1994 New Mexico
 1995 Utah
 1996 Utah
 1997 Utah
 1998 Utah (Mountain)
 1999 Utah

MOUNTAIN WEST CONFERENCE

2000 Utah/UNLV
 2001 **BYU**/Utah/Wyoming
 2002 Wyoming
 2003 **BYU**/Utah
 2004 Air Force
 2005 Utah
 2006 San Diego State
 2007 **BYU**
 2008 **BYU**
 2009 **BYU**/New Mexico/Utah
 2010 New Mexico
 2011 **BYU**/San Diego State

WEST COAST CONFERENCE

2012 Saint Mary's
 2013 Gonzaga
 2014 Gonzaga
 2015 Gonzaga
 2016 Gonzaga/Saint Mary's
 2017 Gonzaga



CONFERENCE TOURNAMENT RESULTS



At the 2011 MWC Tournament, Jimmer Fredette scored a school record 52 points in BYU's win over New Mexico in the semifinals.

CONFERENCE PLAYOFF SERIES

1924	Colorado College (Rocky Mountain)	2-1	W
1925	at Colorado College (Rocky Mountain)	0-3	L
1932	at Wyoming (Rocky Mountain)	1-2	L
1933	Wyoming (Rocky Mountain)	2-1	W
1934	at Wyoming (Rocky Mountain)	0-3	L
1943	at Wyoming (Skyline)	0-3	L

WESTERN ATHLETIC CONFERENCE TOURNAMENT

3/9/84	vs. New Mexico (in El Paso)	55-64	L
3/4/85	Air Force (in Provo)	79-82	L
3/6/86	vs. New Mexico (in Laramie)	68-79	L
3/5/87	vs. Air Force (in Albuquerque)	82-79 (OT)	W
3/6/87	at New Mexico	86-93	L
3/10/88	Hawaii (in Provo)	76-74	W
3/11/88	UTEP	63-66	L
3/10/89	vs. Hawaii (in Salt Lake City)	69-72	L
3/8/90	vs. Utah (in El Paso)	61-62 (OT)	L
3/7/91	vs. Colorado State (in Laramie)	69-56	W
3/8/91	vs. Hawaii	73-71 (OT)	W
3/9/91	vs. Utah	51-49 (OT)	W
3/12/92	vs. Air Force (in Fort Collins)	72-51	W
3/13/92	vs. Utah	75-62	W
3/14/92	vs. UTEP	73-71	W
3/11/93	vs. Hawaii (in Salt Lake City)	85-71	W
3/12/93	vs. New Mexico	59-68	L
3/10/94	vs. Utah (in Salt Lake City)	96-65	W
3/11/94	vs. Fresno State	87-72	W
3/12/94	vs. Hawaii	66-73	L
3/9/95	vs. Colorado State (in Albuquerque)	73-75	L
3/7/96	vs. Colorado State (in Albuquerque)	84-100	L
3/3/98	vs. Tulsa (in Las Vegas)	56-59	L
3/2/99	vs. TCU (in Las Vegas)	90-74	W
3/4/99	vs. Utah	62-81	L

MOUNTAIN WEST CONFERENCE TOURNAMENT

3/9/00	vs. New Mexico (in Las Vegas)	55-43	W
3/10/00	vs. Utah	58-54	W
3/11/00	at UNLV	56-79	L
3/8/01	vs. Air Force (in Las Vegas)	69-54	W
3/9/01	vs. Wyoming	77-66	W
3/10/01	vs. New Mexico	69-65	W
3/7/02	vs. San Diego State (in Las Vegas)	51-62	L
3/13/03	vs. New Mexico (in Las Vegas)	71-56	W
3/14/03	vs. Colorado State	86-80 (OT)	L
3/11/04	vs. Wyoming (in Denver)	79-74	W
3/12/04	vs. Utah	51-54	L

3/10/05	vs. New Mexico (in Denver)	71-85	L
3/9/06	vs. Utah (in Denver)	70-74	L
3/8/07	vs. TCU (in Las Vegas)	77-64	W
3/9/07	vs. Wyoming	96-84	W
3/10/07	at UNLV	70-78	L
3/13/08	vs. Colorado State (in Las Vegas)	89-62	W
3/14/08	vs. San Diego State	63-54	W
3/15/08	at UNLV	61-76	L
3/12/09	vs. Air Force (in Las Vegas)	80-69	W
3/13/09	vs. San Diego State	62-64	L
3/11/10	vs. TCU (in Las Vegas)	95-85	W
3/12/10	at UNLV	66-70	L
3/10/11	vs. TCU (in Las Vegas)	64-58	W
3/11/11	vs. New Mexico	87-76	W
3/12/11	vs. San Diego State	54-72	L

WEST COAST CONFERENCE TOURNAMENT

3/2/12	vs. San Diego (in Las Vegas)	73-68	W
3/3/12	vs. Gonzaga	58-77	L
3/8/13	vs. San Diego (in Las Vegas)	69-72	L
3/8/14	vs. Loyola Marymount (in Las Vegas)	85-74	W
3/10/14	vs. San Francisco	79-77 (OT)	W
3/11/14	vs. Gonzaga	64-75	L
3/7/15	vs. Santa Clara (in Las Vegas)	78-76	W
3/9/15	vs. Portland	84-70	W
3/10/15	vs. Gonzaga	75-91	L
3/5/16	vs. Santa Clara (in Las Vegas)	72-60	W
3/7/16	vs. Gonzaga	84-88	L
3/4/17	vs. Loyola Marymount (in Las Vegas)	89-81	W
3/6/17	vs. Saint Mary's	50-81	L

MWC/WAC/WCC TOURNAMENT RECORDS

Conference Tournament Record	34-30
First Round Record	21-12
Second Round Record	10-11
Championship Finals Record	3-7
WAC Tournament Record	12-13
MWC Tournament Record	15-11
WCC Tournament Record	7-6
Tournament Record (Neutral)	33-23
Tournament Record (Home)	1-2
Tournament Record (Away)	0-5

BYU CONFERENCE CHAMPIONSHIP TEAMS (29 TITLES)



The 1923-24 Cougars finished 7-1 in conference play.

1921-22

BYU won the Rocky Mountain Conference Western Division with a 3-1 conference record, beating out rivals from the University of Utah.

1923-24

A 7-1 conference record gave the Cougars the Western Division title. They met the Eastern Division winner, Colorado College, in the first playoff series in a decade. BYU won the series 2-1 and was crowned the undisputed Rocky Mountain Conference Champion.

1924-25

BYU repeated its championship run and once again won the Western Division title, finishing 5-3 in conference and 10-6 overall. The title was the third in four years for the Cougars. BYU once again met Colorado College in the Conference Championship Series but was swept in Colorado Springs.

1931-32

Led by sophomore Elwood Romney, a first-team all-conference selection, BYU tied with Utah for the West title and then defeated the Utes in a one-game playoff, earning the chance to meet Wyoming in the Conference Championship Series. Despite an 8-4 conference finish, the Cougars were swept by the Cowboys.

1932-33

For the second straight season, the Western Division ended in a tie between BYU and Utah. After going 9-3 in conference and 18-7 overall, the Cougars once again defeated the Utes and met Wyoming in the Championship Series. This time, BYU emerged victorious, winning 2-1 and thus winning the conference championship series for the first time since 1924.

1933-34

The Cougars finished the season 9-3 in conference and 18-11 overall to win the Western Division title for the third year in a row. BYU once again met Wyoming in the championship playoff series, but the Cougars were defeated 2-1.

1942-43

The 1942-43 Cougars won their first Skyline Conference Western Division title since joining the league in 1937. A 7-1 conference record earned the team the opportunity to play Wyoming in the championship series. However, despite the efforts of first-team all-conference selection Brady Walker, BYU lost to Wyoming in three straight games.

1947-48

As the conference consolidated into one division, the Cougars finished 8-2 and took first place. Joe Nelson and Randy Clark were both named first-team all-conference players. Nelson led the Skyline Conference in scoring, racking up 203 points in conference play and averaging 20.3 points per game.

1949-50

After winning the conference preseason trophy, BYU finished 14-6 in conference and had their first 20-win season, going 22-12. The Cougars were led by a talented trio consisting of Joe Nelson, Roland Minson and Mel Hutchins, each averaging over 10 points per game. All three players earned league honors at season's end.

1950-51

BYU repeated as Skyline Conference champions and won its third title in four years with a 15-5 record in conference and an amazing 28-9 record overall. Once again led by Roland Minson and Mel Hutchins, the Cougars were ranked as high as third nationally and went on to win the NIT. They also set a school record with a 91-point offensive showcase against Denver.

1956-57

BYU won its last Skyline Conference Championship in 1956-57, finishing 11-3 in conference and 19-9 overall. Led by Tom Steinke and John Benson, who each averaged almost 20 points per game, the Cougars went on to finish third in the NCAA West Regionals.

1964-65

The 1964-65 team won the first WAC Championship for BYU and first conference title since 1957. The team finished the season with a 21-7 mark and was ranked sixth nationally in the final wire service poll of the season. The Cougars finished second to Miami in scoring offense. John Fairchild was named WAC Player of the Year and led the team with 21.5 points a game.

BYU CONFERENCE CHAMPIONSHIP TEAMS (29 TITLES)



The Cougars won the Skyline Conference title in 1950-51 with a 15-5 record in league play.

1966-67

BYU surprised many by winning a share of the WAC title and finishing 14-10 overall. There were no real standouts on the team as eight players won game-high honors during the season. The Cougars remained undefeated at home for the second straight year.

1968-69

BYU finished the season at 17-12 and had been picked in the preseason polls to finish third or lower. They won a first-round berth in the NCAA Tournament but lost to New Mexico State. Remarkably, six players ended the season with scoring averages in double figures.

1970-71

The Cougars finished 18-11 to grab the WAC title. They lost to eventual NCAA Champion UCLA in the NCAA Regionals. The team was led by Bernie Fryer, who averaged 19.2 points, and Steve Kelly, who scored 17.9 points per game.

1971-72

The 1971-72 season was Coach Stan Watts' final year and one of the most exciting in BYU history. The team finished with a 21-5 record and made it to the NCAA Tournament.

1978-79

One of the most exciting aspects of the 1978-79 season was the expectation that Cougar success would carry over into the next year. BYU, 20-8 overall, was led by Danny Ainge with 18.4 points per game. Ainge moved into the top 10 in scoring in team history after just two seasons. The Cougars made it to the first round of the NCAA Tournament.

1979-80

A record of 24-5 was the best yet for a BYU team. The Cougars had been ranked as high as No. 6 by sports writers. All the starters from the previous year returned to help defend the WAC title. Danny Ainge once again led the team with 19.1 points per game and moved into first place on the BYU all-time scoring list. The team had four future NBA players; Ainge, Devin Durrant, Fred Roberts and Greg Kite.

1982-83

Although the 1982-83 team finished in a three-way tie for the WAC championship, it was the first time in the previous five years that the Cougars did not advance to postseason play. The team's record was 15-14. Devin Durrant led BYU in scoring with 22.8 points per game. Greg Kite led the team in rebounding with 8.8 per game.

1987-88

In the 70-year history of BYU basketball, only the 1950-51 team had more victories than the 1987-88 team, and no team had a better winning percentage. The Cougars finished 26-6, winning 17 games in a row to start the year, a BYU basketball record. The team was led by All-American Michael Smith who averaged 21.2 points and 7.8 rebounds per game.

1989-90

The Cougars went 21-9 and exceeded all expectations by winning the WAC title. The team was projected to finish sixth. They went on to lose a heart-breaker in the NCAA East Regional to Clemson 49-47. It was Roger Reid's first year as head coach. Marty Haws led the team in scoring with 18.5 points and 4.1 assists per game. Andy Toolson averaged 18.3 points per game.

1990-91 (Tournament)

With a 21-13 record, BYU finished in second place during the regular season in the WAC but went on to win the WAC Tournament and then advanced to the second round of the NCAA Tournament. Freshman Shawn Bradley led the nation in blocked shots with 177 and averaged 14.8 points a game. Steve Schreiner scored 14.2 points per game.

1991-92

Few thought at the beginning of the season that the Cougars would finish the season 25-7 and win the WAC. BYU went on to defeat UTEP in dramatic fashion at the WAC Tournament thanks to a 54-foot buzzer-beater by Kevin Nixon. The Cougars ran into Shaq and LSU in the first round of the NCAA Tournament to end the season. Gary Trost led the team in scoring with 14.2 points per game.



The 1987-88 Cougars finished the season at 26-6 overall and first in the Western Athletic Conference at 13-3.

BYU CONFERENCE CHAMPIONSHIP TEAMS (29 TITLES)

1992-93

BYU posted a 25-9 record, including 15-1 in the WAC, which tied the conference record for most wins. Nick Sanderson set a school record for 3-point attempts in a season with 209. Russell Larson set a new school record in field-goal percentage at .631. Gary Trost led the team in scoring for the second straight year with 15.2 points per game. The Cougars lost to Kansas in the second round of the NCAA Tournament.

2000-01

BYU finished 24-9 while earning its first conference tournament title since 1992, its first regular-season championship since 1993 and its first NCAA bid since 1995. The Cougars went 10-4 in Mountain West Conference play to earn a three-way share of the title with Utah and Wyoming. BYU won the MWC Tournament and earned the automatic bid to the NCAA Tournament with wins over Air Force, Wyoming and New Mexico at the Thomas & Mack Center in Las Vegas. The Cougars, a 12 seed, lost their first round NCAA game at Cox Arena in San Diego to No. 5-seed Cincinnati.

2002-03

For the second time in three years, BYU claimed a share of the Mountain West Conference regular-season title and an NCAA bid. Playing one of the nation's toughest schedules, including 11 different conferences on its non-league slate, the Cougars finished the year 23-9 overall and earned their 25th regular season conference title, going 11-3 in MWC games to tie for first with Utah. BYU coach Steve Cleveland was named the MWC Coach of the Year, and senior guard Travis Hansen was one of two consensus first-team All-MWC players and the MWC's Co-Defensive Player of the Year. The Cougars had the MWC's top defense and also won the preseason Paradise Jam title in St. Thomas, U.S. Virgin Islands. Hansen led the team in scoring (16.8) and blocks (20) and was second in assists (2.4) and rebounds (4.8).

2006-07

BYU's second season under head coach Dave Rose not only improved upon his impressive inaugural campaign but also proved to be one of the best seasons a Cougar team has ever achieved in the program's history. After becoming the second-most improved team in the nation in Rose's first season at BYU, the Cougars responded in his second year with a resume that included a 25-9 record, the program's first outright league championship since 1988, its first national top-25 ranking since 1993, its first season sweep of rival Utah since 1994 and its first NCAA tournament invitation since 2004, including its highest seed since 1995. On the record books at BYU, only two teams (1951 – 28 wins; 1988 – 26 wins) had won more games in a season than the 25

victories achieved by the Cougars in 2006-07. BYU defeated three nationally ranked teams in the process and earned a national ranking (No. 24) in the final Associated Press Top 25 Poll, something a Cougar team hadn't done since 1988.

2007-08

The Dave Rose-guided Cougars went 27-8 to win the second-most games in school history while becoming the first outright back-to-back Mountain West Conference Champions in league history. The team also achieved BYU's first consecutive appearances in the Top 25 polls since the 1980-81 and 1981-82 seasons and earned the program's first victory over a top-6 ranked team since 1965 with its triumph over Rick Pitino's sixth-rated Louisville Cardinals. The Cougars won the MWC regular-season title by two games over UNLV with a 14-2 league record. They also finished the regular season with 25 regular-season victories, a program record at the time. The consecutive outright league titles were the first for BYU since Danny Ainge played for the Cougars in 1978-79 and 1979-80. The conference regular season crown was also BYU's 27th overall to rank the Cougars ninth all-time among all Division I programs.

2008-09

By capturing a share of the 2009 MWC regular season title, BYU became the first program in league history to win three-straight titles – a feat accomplished only one other time in program history, from 1932 to 1934. Heading into the final

three games of the regular season, the Cougars trailed league leader Utah by two games in the standings. BYU knocked off rival Utah at home before winning at Wyoming to pull into a tie for first and then downed Air Force in a hard-fought battle at home in the finale to claim a share of the title. At 25-8 the Cougars won at least 25 games for the third-straight season and appeared in the polls a third-straight year for the first time since 1979-80, 1980-81 and 1981-82.

2010-11

Led by National Player of Year Jimmer Fredette and BYU's all-time steals leader Jackson Emery, the Cougars set numerous program records while capturing a share of the MWC regular season title. With an overall record of 32-5, BYU set team records for wins, winning percentage (.864) and wins away from home (19 total, 10 road and nine neutral). Fredette led the nation in scoring at 28.9 points per game and set program single game (52 points vs. New Mexico), single season (1,068 points) and career (2,599 points) scoring records while Emery set the season (101) and career (249) steals records. The Cougars were ranked in the top 25 throughout the season and enjoyed nine-consecutive weeks ranked in the top 10. BYU swept San Diego State (ranked No. 4 and No. 6 at the time of the matchups) in the regular season to secure a share of the league title with a 14-2 mark. The Cougars earned a No. 3 seed in the NCAA Tournament and advanced to the Sweet 16 for the first time since 1981.



Dave Rose led BYU to the 2007-08 title as the Cougars finished 27-8 overall and 14-2 in the MWC.

ALL-TIME SEASON RESULTS

1902-03

Record: 4-5
H/A: 2-3/2-2
Long Win/Loss Streak: 3/2
Coach: W.A. Colton

DATE	OPPONENT	SCORE	W/L
F 6	at LDSU	7-47	L
F 14	BY College	13-17	L
F 21	Weber Academy	30-18	W
F 27	at Weber Academy	17-16	W
F 28	at BY College	20-17	W
M 7	LDSU	13-23	L
M 21	at LDSU	13-30	L
M 28	Colorado	23-15	W
A 2	Colorado	10-16	L

1903-04

Record: 3-3
H/A: 1-2/2-1
Long Win/Loss Streak: 2/2

DATE	OPPONENT	SCORE	W/L
J 9	Salt Lake HS	38-8	W
J 16	LDSU	17-22	L
J 22	at Weber Academy	43-13	W
J 23	at BY College	18-9	W
F 6	BY College	17-18	L
F 19	at LDSU	20-27	L

1904-05

Record: 9-3
H/A: 5-1/4-2
Long Win/Loss Streak: 7/1

DATE	OPPONENT	SCORE	W/L
J 21	at A.F. Apollos	NS	L
J 28	LDSU	51-7	W
F 3	at State Deaf School	64-6	W
F 4	at BY College	22-14	W
F 10	A.F. Apollos	NS	W
F 11	BY College	19-12	W
F 18	Weber Academy	30-10	W
F 24	at LDSU	NS	W
F 25	at Weber Academy	14-16	L
M 4	State Deaf School	NS	W
M 4	at A.F. Apollos	10-7	W
M 25	Wheaton College (Ill.)	27-35	L

1905-06

Record: 11-1
H/A: 6-1/5-0
Long Win/Loss Streak: 6/1
Coach: C.T. Teetzal

DATE	OPPONENT	SCORE	W/L
J 13	LDSU	25-12	W
J 19	Weber Academy	NS	W
J 27	State Deaf School	62-4	W
F 9	at Weber Academy	15-11	W
F 10	at State Deaf School	NS	W
F 13	Chicago YMCA	14-22	L
F 16	at LDSU	19-17	W
F 23	at Utah State	21-14	W
F 24	at BY College	20-18	W
M 2	Mirm. Red Wings	20-18	W
M 3	Utah State	19-11	W
M 17	BY College	20-19	W

1906-07

Record: 7-3
H/A/N: 5-1/2-1/0-1
Long Win/Loss Streak: 3/1
Coach: C.T. Teetzal

DATE	OPPONENT	SCORE	W/L
J 19	Weber Academy	72-9	W
J 26	BY College (OT)	26-24	W
F 1	at LDSU	32-29	W
F 7	Chicago Crescents	21-24	L
F 16	Utah State	44-11	W
F 23	Weber Academy	2-0	W
M 1	at Utah State	23-12	W
M 2	at BY College	16-19	L
M 8	LDSU	30-19	W
M 16	v. BY College (OT)	24-27	L

1907-08

Record: 4-2
H/A: 3-1/1-1
Long Win/Loss Streak: 4/1
Coach: C.T. Teetzal

DATE	OPPONENT	SCORE	W/L
J 17	at BY College	14-16	L
J 18	at Utah State	29-16	W
J 25	LDSU (OT)	20-19	W
F 1	Utah State	43-19	W
F 15	LDSU	26-25	W
F 22	BY College	22-27	L



FRED BENNION
Years: 1908-10 (2)
Record: 16-6 (.727)

1908-09

Record: 7-4
H/A: 4-2/3-2
Long Win/Loss Streak: 4/3
Coach: Fred Bennion

DATE	OPPONENT	SCORE	W/L
D 12	YMCA	23-29	L
J 9	at YMCA	17-31	L
J 16	at LDSU	16-30	L
J 23	Utah	32-9	W
J 30	BY College	35-21	W
F 6	Utah State	37-11	W
F 20	LDSU	28-33	L
F 22	Oregon	26-24	W
F 26	at Utah State	37-13	W
F 27	at BY College	34-27	W
M 5	at Utah	40-27	W

1909-10

Record: 9-2
H/A: 5-1/4-1
Long Win/Loss Streak: 8/1
Coach: Fred Bennion

DATE	OPPONENT	SCORE	W/L
J 8	YMCA	28-26	W
J 14	at BY College	33-13	W
J 15	at Utah State	40-20	W
J 22	BY College	42-14	W
F 5	at Utah	31-27	W
F 11	Utah	31-17	W
F 12	at LDSU	29-21	W
F 18	Utah State	47-31	W
F 22	YMCA	21-26	L
F 25	LDSU	47-12	W
F 26	at YMCA	13-23	L

1910-11

Record: 8-0
H/A: 5-0/3-0
Long Win Streak: 8
Coach: Henry Rose

DATE	OPPONENT	SCORE	W/L
J 7	at Snow Academy	45-25	W
J 14	Alumni	32-22	W
J 21	YMCA	41-17	W
J 28	Utah	47-27	W
F 4	at Utah State	29-19	W
F 18	Utah State	37-21	W
F 25	at Utah	33-26	W
F 27	Hamilton, Wisc.	27-26	W

1911-12

Record: 7-0
H/A: 5-0/2-0
Long Win Streak: 7
Coach: E.L. Roberts

DATE	OPPONENT	SCORE	W/L
J 13	Alumni	40-19	W
J 20	BY College	48-20	W
J 27	LDSU	51-12	W
F 3	Utah State	36-17	W
F 9	at Utah State	37-16	W
F 17	at Utah	36-25	W
M 2	Utah	32-25	W

1912-13

Record: 7-3
H/A: 5-2/2-1
Long Win/Loss Streak: 5/2
Coach: E.L. Roberts

DATE	OPPONENT	SCORE	W/L
D 14	Weber Academy	48-34	W
J 11	Alumni	61-26	W
J 18	LDSU	34-20	W
J 25	Burlington (S.L.)	49-17	W
F 1	BY College	40-29	W
F 8	Utah	31-49	L
F 14	at BY College	28-26	W
F 15	at Utah State	33-23	W
F 22	at Utah (OT)	26-29	L
M 1	Utah State	20-29	L

1913-14

Record: 8-2
H/A: 6-0/2-2
Long Win/Loss Streak: 4/1
Coach: E.L. Roberts

DATE	OPPONENT	SCORE	W/L
J 10	S.L. Hardware	53-18	W
J 17	Deseret Business	44-13	W
J 31	BY College	43-23	W
F 5	Montana State	67-14	W
F 14	at Utah	23-36	L
F 21	Utah State	41-21	W
F 28	Utah	32-24	W
M 6	at Utah State	28-19	W
M 7	at BY College	22-15	W
M 9	at Oneida Academy	25-26	L

1914-15

Record: 6-2
H/A: 4-0/2-2
Long Win/Loss Streak: 6/1
Coach: E.L. Roberts

DATE	OPPONENT	SCORE	W/L
J 15	at Apollos	23-27	L
J 16	Apollos	35-25	W
J 30	BY College	37-32	W
F 13	Utah State	29-21	W
F 20	Utah	29-28	W
F 26	at Utah State	31-23	W
F 27	at BY College	24-18	W
M 12	at Utah	20-38	L

1915-16

Record: 3-3
H/A: 3-1/0-2
Long Win/Loss Streak: 2/2
Coach: E.L. Roberts

DATE	OPPONENT	SCORE	W/L
J 15	Springville HS	44-17	W
F 4	at Utah	26-41	L
F 12	Utah State	42-17	W
F 19	Iola (KS) YMCA	70-25	W
F 26	at Utah State	23-37	L
M 4	Utah	30-38	L



E.L. ROBERTS
Years: 1911-20, 25-28 (12)
Record: 87-49 (.640)

ALL-TIME SEASON RESULTS

1916-17

Record: 14-2
H/A/N: 8-0/3-1/3-1
Long Win/Loss Streak: 14/1
Coach: E.L. Roberts

DATE	OPPONENT	SCORE	W/L
D 13	at Springville HS	19-20	L
J 6	BY HS	50-20	W
J 13	West HS	42-24	W
J 20	Springville HS	61-24	W
J 27	LDSU	38-19	W
J 29	Chicago Cres.	51-9	W
F 3	at BY College	84-37	W
F 10	Utah	38-32	W
F 17	Utah State	43-22	W
F 23	at Utah	54-33	W
M 3	Alumni	50-19	W
M 8	at Utah State	34-27	W
M 14	#Brown-King (SL)	52-21	W
M 15	#NW Normal (OK)	35-24	W
M 16	#Seward Park Bro.	27-16	W
M 17	#Illinois AC	14-27	L
	#AAU Tourney (Chicago)		

1917-18

Record, Conference: 5-3, 1-1, T2nd RMC
H/A: 3-2/2-1
Long Win/Loss Streak: 2/1
Coach: E.L. Roberts

DATE	OPPONENT	SCORE	W/L
N 29	at Lehi HS	30-34	L
J 12	BY HS	40-28	W
J 19	Lehi HS	67-30	W
J 25	BY College (OT)	32-36	L
F 1	Hinckley Academy	58-28	W
F 9	Utah	21-27	L
F 11	at American Fork HS	48-35	W
F 23	at Utah	38-28	W

1918-19

Record, Conference: 5-3, 1-3, 3rd RMC
H/A: 4-2/1-1
Long Win/Loss Streak: 4/2
Coach: E.L. Roberts

DATE	OPPONENT	SCORE	W/L
	Pleasant Grove HS	58-19	W
	Lehi HS	72-14	W
	Springville HS	46-19	W
F 6	at Spanish Fork HS	87-18	W
F 7	at Utah	22-50	L
F 15	BY College	50-24	W
M 1	Utah State	23-26	L
M 8	Utah	21-31	L

1919-20

Record, Conference: 4-2, 0-2, T3rd RMC
H/A: 2-0/2-2
Long Win/Loss Streak: 4/2
Coach: E.L. Roberts

DATE	OPPONENT	SCORE	W/L
J 9	at Springville HS	34-19	W
J 10	BY HS	49-32	W
J 21	at American Fork Legion	56-34	W
J 24	Lehi Legion	47-20	W
J 31	at Utah State	27-55	L
M 4	at Utah	30-41	L

1920-21

Record: 10-2, 2-2, 2nd RMC
H/A: 9-0/1-2
Long Win/Loss Streak: 10/1
Coach: Alvin Twitchell

DATE	OPPONENT	SCORE	W/L
	at Lehi Legion	16-39	L
	Utah AA	33-29	W
	BY HS	56-23	W
	Alumni	29-25	W
	Pleasant Grove High	43-14	W
	Alumni	29-25	W
	Provo Legion	36-30	W
J 22	Utah	22-16	W
F 5	at Utah State	43-45	W
	Provo Legion	31-25	W
F 26	Utah State	30-28	W
M 5	at Utah	16-29	L

1921-22

Record, Conference: 9-3, 3-1, 1st RMC
H/A: 6-2/3-1
Long Win/Loss Streak: 6/1
Coach: Alvin Twitchell

DATE	OPPONENT	SCORE	W/L
	Provo Legion	24-36	L
	Provo Legion	35-24	W
	WAA	28-31	L
	Lehi HS	47-23	W
	BYU Frosh	32-22	W
	at Lehi HS	26-23	W
	at A.F. Legion	44-24	W
	A.F. Legion	36-10	W
F 3	Utah	29-16	W
F 11	Utah State	39-22	W
F 25	at Utah	32-27	W
M 3	at Utah State	34-36	L

1922-23

Record, Conference: 7-5, 4-4, T2nd RMC
H/A: 6-1/1-4
Long Win/Loss Streak: 6/5
Coach: Alvin Twitchell

DATE	OPPONENT	SCORE	W/L
J 4	at Carbon County HS	51-25	W
J 13	BY HS	24-17	W
J 20	West HS	44-20	W
J 24	Provo HS	30-20	W
J 26	Utah	36-29	W
J 27	Utah	25-19	W
F 2	at Utah State	19-55	L
F 2	at Utah State	30-36	L
F 3	at Utah State	33-35	L
F 16	at Utah	18-24	L
F 17	at Utah	18-24	L
F 23	Utah State	22-23	L
F 24	Utah State	37-26	W

1923-24

Record, Conference: 14-4, 7-1, 1st RMC
H/A: 9-4/5-0
Long Win/Loss Streak: 5/1
Coach: Alvin Twitchell

DATE	OPPONENT	SCORE	W/L
	at Nephi HS	NS	W
	Wasatch HS	38-21	W
J 10	Colorado College	36-39	L
J 11	Colorado College (OT)	40-38	W
J 12	Colorado College	32-25	W
J 12	LDSU	34-38	L
J 18	Idaho AC	35-18	W
J 19	Nephi HS	39-25	W
J 25	at Utah	38-21	W
J 26	at Utah	36-26	W
J 29	Colorado Technical College	27-33	L
J 30	Colorado Technical College	34-31	W
F 8	Utah State	36-43	L
F 9	Utah State	38-21	W
F 15	Utah	37-22	W
F 16	Utah	34-32	W
F 22	at Utah State	30-27	W
F 23	at Utah State	32-25	W

1924-25

Record, Conference: 10-6, 5-3, 1st RMC
H/A: 2-0/2-2
Long Win/Loss Streak: 4/2
Coach: Alvin Twitchell

DATE	OPPONENT	SCORE	W/L
J 9	Nephi HS	44-20	W
J 10	Provo HS	31-24	W
J 17	Apex	34-22	W
J 23	at Utah State	29-26	W
J 24	at Utah State	22-42	L
F 6	Utah	33-35	L
F 7	Utah	42-25	W
F 13	Utah State	48-36	W
F 14	Utah State	24-23	W
F 20	Western State	54-18	W
F 21	Western State	55-27	W
F 27	at Utah	24-36	L
F 28	at Utah	41-36	W
M 19	at Colorado College	32-41	L
M 20	at Colorado College	34-42	L
M 21	at Colorado College	25-39	L



ALVIN TWITCHELL

Years: 1920-25 (5)

Record: 50-20 (.714)

1925-26

Record, Conference: 11-5, 7-5, 2nd RMC
H/A: 7-3/4-2
Long Win/Loss Streak: 4/3
Coach: E.L. Roberts

DATE	OPPONENT	SCORE	W/L
J 6	SE College (OK)	40-21	W
J 14	Apex	33-31	W
J 22	at Utah	22-21	W
J 23	at Utah	35-31	W
J 29	Utah State	31-49	L
J 30	Utah State	36-32	W
F 5	at Montana State	18-41	L
F 6	at Montana State	31-36	L
F 12	Utah	34-39	L
F 13	Utah	37-24	W
F 19	at Western State	53-22	W
F 20	at Western State	38-30	W
F 26	Utah State	52-43	W
F 27	Utah State	34-36	L
M 3	Montana State	52-33	W
M 4	Montana State	36-20	W

1926-27

Record, Conference: 5-14, 1-11, 4th RMC
H/A: 4-8/1-5
Long Win/Loss Streak: 1/6
Coach: E.L. Roberts

DATE	OPPONENT	SCORE	W/L
D 18	Dixie College	40-25	W
D 29	at Hinckley Academy	15-35	L
J 7	BY HS	22-24	L
J 8	BY HS	44-22	W
J 14	Arthur Academy	40-42	L
J 15	Alumni	47-33	W
J 21	at Utah State	47-50	L
J 22	at Utah State	34-62	L
J 28	Utah	39-42	L
J 29	Utah	35-37	L
F 4	at Montana State	37-64	L
F 5	at Montana State	33-49	L
F 12	Apex	50-22	W
F 18	Montana State	20-43	L
F 19	Montana State	38-53	L
F 25	at Utah	31-34	L
F 26	at Utah (OT)	40-34	W
M 4	Utah State	38-44	L
M 5	Utah State	35-42	L

ALL-TIME SEASON RESULTS

1927-28

Record, Conference: 13-10, 3-9, 4th RMC
H/A: 7-6/6-4
Long Win/Loss Streak: 9/7
Coach: E.L. Roberts

DATE	OPPONENT	SCORE	W/L
D 10	Arthur Academy	41-39	W
D 17	Oregon State	22-37	L
D 22	Ricks College	53-31	W
D 28	at Milford Academy	42-41	W
D 29	at Branch Academy	59-22	W
D 30	at Dixie College	30-24	W
D 31	at Dixie College	32-25	W
J 7	Branch AC	53-27	W
J 13	Milford AC	45-39	W
J 14	Milford Academy	45-34	W
J 14	Alumni	47-33	W
J 20	Montana State	41-43	L
J 21	Montana State	37-43	L
J 27	at Utah	37-30	W
J 28	at Utah	35-31	W
F 10	Utah State	49-34	W
F 11	Utah State	31-39	L
F 17	Utah	25-31	L
F 18	Utah	26-31	L
F	at Utah State	41-52	L
F	at Utah State	42-48	L
M	at Montana State	44-69	L
M	at Montana State	41-57	L

1928-29

Record, Conference: 20-10, 6-6, T2nd, RMC
H/A/N: 10-5/10-4/0-1
Long Win/Loss Streak: 8/2
Coach: G. Ott Romney

DATE	OPPONENT	SCORE	W/L
D 8	Alumni	36-48	L
D 8	Vico Oil	38-37	W
D 14	Dixie College	34-24	W
D 14	Snow College	41-26	W
D 17	Colorado State College	47-39	W
D 18	at Arthur Academy	42-60	L
D 26	v. North Dakota	50-53	L
D 28	North Dakota	42-26	W
D 29	North Dakota	31-30	W
J 2	at Los Angeles Academy	32-23	W
J 3	at Alhambra Academy	33-26	W
J 4	at Hollywood Academy	49-44	W
J 5	at Pacific Coast Academy	41-28	W
J 7	at Las Vegas Academy	42-26	W
J 9	Phillips	40-30	W
J 10	Phillips	38-51	L
J 18	Utah	41-38	W
J 19	Utah	49-45	W
J 23	at Montana Normal	77-25	W
J 24	at Montana Mines	29-25	W
J 25	at Montana State	36-72	L
J 26	at Montana State	37-67	L
F 1	at Utah State	53-45	W
F 2	at Utah State	46-34	W
F 8	at Utah	41-56	L
F 9	at Utah	53-37	W
F 18	Montana State	42-70	L
F 19	Montana State	57-66	L
M 1	Utah State	49-45	W
M 2	Utah State	50-52	L

1929-30

Record, Conference: 23-7, 6-6, 3rd RMC
H/A: 12-2/11-5
Long Win/Loss Streak: 9/2
Coach: G. Ott Romney

DATE	OPPONENT	SCORE	W/L
D 4	38th Infantry	55-26	W
D 4	College All-Stars	63-44	W
D 11	Alumni	63-45	W
D 16	Wyoming	47-25	W
D 18	Wyoming	51-38	W
D 21	at UCLA	47-40	W
D 23	at UCLA	43-47	L
D 26	at Los Angeles	45-39	W
D 27	at Pacific Coast Academy	34-33	W
D 28	at Hollywood Academy	79-50	W
D 30	at Occidental	47-43	W
J 2	at San Bernardino JC	49-23	W
J 3	at Dixie College	36-32	W
J 4	at Snow College	41-28	W
J 10	Nevada-Reno	44-26	W
J 11	Nevada-Reno	46-35	W
J 17	Utah State	37-39	L
J 18	Utah State	53-37	W
J 24	Montana State	43-69	L
J 25	Montana State	45-42	W
J 31	at Utah	49-53	L
F 1	at Utah	30-38	L
F 7	at Montana State	47-41	W
F 8	at Montana State	39-70	L
F 10	at Idaho State	51-33	W
F 14	at Utah State	49-36	W
F 15	at Utah State	41-55	L
F 21	Montana Miners	56-37	W
F 28	Utah	56-31	W
M 1	Utah	59-42	W

1930-31

Record, Conference: 20-13, 7-5, T2nd RMC
H/A: 8-3/12-10
Long Win/Loss Streak: 4/3
Coach: G. Ott Romney

DATE	OPPONENT	SCORE	W/L
N 29	Alumni	57-49	W
D 5	Deseret News Academy	63-30	W
D 6	Alumni	80-68	W
D 11	at Rock Springs Academy	47-50	L
D 12	at Wyoming	36-37	L
D 13	at Wyoming	46-42	W
D 15	at Colorado State College	42-29	W
D 17	at Henry's (Wichita)	29-61	L
D 19	at Butler	34-45	L
D 20	at Illinois Wesleyan	34-33	W
D 22	at Marquette	31-35	L
D 26	at John Carroll	58-27	W
D 27	at Western Reserve	42-27	W
D 29	at Michigan State	28-29	L
D 30	at Chicago	38-35	W
D 31	at St. Louis	37-32	W
J 1	at Wittenberg	36-43	L
J 3	at Cincinnati	41-27	W
J 5	Nebraska	55-44	W
J 8	Henry's (Wichita)	45-52	L
J 12	Montana State	63-52	W
J 13	Montana State (OT)	54-50	W
J 23	Utah (OT)	51-52	L
J 24	Utah	43-45	L
J 30	at Utah State	59-61	L
J 31	at Utah State	45-39	W
F 6	at Montana State	27-42	L
F 7	at Montana State	53-41	W
F 9	at Idaho State	76-34	W
F 20	Utah State	61-51	W
F 21	Utah State	53-40	W
F 27	at Utah	39-49	L
F 28	at Utah	57-49	W

1931-32

Record, Conference: 20-12, 8-4, T1st RMC
H/A/N: 11-3/8-9/1-0
Long Win/Loss Streak: 5/3
Coach: G. Ott Romney

DATE	OPPONENT	SCORE	W/L
N 26	Utah State Alumni	62-51	W
N 27	Utah Alumni	55-33	W
N 28	Alumni	58-36	W
D 4	Gila College	50-23	W
D 5	Gila College	52-28	W
D 11	at Wisconsin	16-32	L
D 12	at Loyola (Ill.)	30-35	L
D 14	at Marquette	39-32	W
D 15	at Iowa State	28-47	L
D 17	at Nebraska	31-27	W
D 19	at Creighton	36-41	L
D 21	at Wyoming	47-57	L
D 22	at Wyoming	31-61	L
D 28	Olson's Swedes	35-25	W
J 7	Henry's (Wichita)	43-30	W
J 8	Henry's (Wichita)	39-22	W
J 15	at Utah	44-36	W
J 16	at Utah	39-40	L
J 22	Utah State (OT)	45-47	L
J 23	Utah State	40-37	W
J 29	at Montana State	36-23	W
J 30	at Montana State	37-22	W
F 5	Utah	32-35	L
F 6	Utah	43-34	W
F 15	Montana State	48-26	W
F 16	Montana State	42-43	L
F 26	at Utah State	49-32	W
F 27	at Utah State	63-50	W
M 1	vs. Utah	35-33	W
M 3	at Wyoming	33-37	L
M 4	at Wyoming	28-29	L
M 5	at Wyoming	38-22	W

1932-33

Record, Conference: 20-7, 9-3, 1st RMC
H/A/N: 9-4/10-3/1-0
Long Win/Loss Streak: 6/2
Coach: G. Ott Romney

DATE	OPPONENT	SCORE	W/L
D 8	Alumni	47-26	W
D 8	Alumni	43-35	W
D 16	at Western State	58-20	W
D 17	at Western State	49-41	W
D 19	at Colorado State College	38-33	W
D 20	at Colorado State College	46-36	W
D 21	at Denver Piggly Wiggly	20-41	L
D 22	at Colorado College	43-30	W
D 23	at Colorado College	55-34	W
J 5	Henry's (Wichita)	30-47	L
J 6	Olson's Swedes	31-32	L
J 13	Utah	40-27	W
J 14	Utah	33-34	L
J 20	at Montana State	53-38	W
J 21	at Montana State	33-26	L
J 27	at Utah State	33-40	L
J 28	at Utah State	59-44	W
F 6	Montana State	42-29	W
F 7	Montana State	53-27	W
F 17	at Utah	43-42	W
F 18	at Utah	36-50	L
F 24	Utah State	37-30	W
F 25	Utah State	48-36	W
M 4	vs. Utah	43-26	W
M 9	Wyoming	25-35	L
M 10	Wyoming	37-33	W
M 11	Wyoming	41-39	W



G. OTT ROMNEY

Years: 1928-35 (7)
Record: 139-71 (.662)

ALL-TIME SEASON RESULTS

1933-34

Record, Conference: 18-12, 9-3, 1st RMC
H/A/N: 10-2/8-0/2
Long Win/Loss Streak: 8/4
Coach: G. Ott Romney

DATE	OPPONENT	SCORE	W/L
D 6	Clark's Ins.	56-38	W
D 6	Alumni	56-51	W
D 11	Ogden Boosters	30-31	L
D 13	Denver Academy	47-50	L
D 18	Colorado College	43-27	W
D 19	Granite Mart	56-35	W
D 21	vs. Ogden Boosters	26-36	L
D 22	vs. USC	33-36	L
D 26	at Denver Piggly Wiggly	25-49	L
D 27	at Denver	43-38	W
D 28	at Denver AC	36-35	W
D 29	at Colorado	31-38	L
D 30	at Western State	51-42	W
J 1	at Western State	54-32	W
J 2	at Cook's Sporting Goods	59-26	W
J 12	Utah State	57-34	W
J 13	Utah State	42-35	W
J 19	Montana State	48-31	W
J 20	Montana State	52-37	W
J 26	at Utah	41-37	W
J 27	at Utah	30-43	L
F 9	Utah	45-31	W
F 10	Utah	40-28	W
F 16	at Utah State	48-37	W
F 17	at Utah State	35-43	L
F 23	at Montana State	44-30	W
F 24	at Montana State	23-32	L
M 8	at Wyoming	38-43	L
M 9	at Wyoming (OT)	44-47	L
M 10	at Wyoming	34-43	L

1934-35

Record, Conference: 18-10, 6-6, 2nd RMC
H/A/N: 14-4/3-6/1-0
Long Win/Loss Streak: 11/4
Coach: G. Ott Romney

DATE	OPPONENT	SCORE	W/L
N 21	Alumni	68-51	W
N 21	Alumni	51-53	L
N 30	Gilbbs Institute	65-26	W
N 30	Alumni	34-40	L
D 5	Pinney Beverage	49-33	W
D 10	CYO	63-37	W
D 13	Denver AC	29-36	L
D 20	at Creighton	48-38	W
D 21	at Colorado State College	56-22	W
D 22	at Denver AC	33-41	L
D 28	Colorado State College	46-35	W
D 29	vs. Colorado State College	66-49	W
J 4	Branch AC	68-35	W
J 4	Dixie College	56-31	W
J 5	Branch AC	51-38	W
J 5	Dixie College	70-34	W
J 11	Utah	54-25	W
J 12	Utah	56-53	W
J 18	Montana State	62-28	W
J 19	Montana State	55-32	W
J 25	at Utah State	39-38	W
J 26	at Utah State	27-41	L
F 8	Utah State (OT)	47-48	L
F 9	Utah State	40-39	W
F 15	at Utah (OT)	46-50	L
F 16	at Utah	43-52	L
F 22	at Montana State	41-53	L
F 23	at Montana State	46-56	L



EDWIN R. KIMBALL
Years: 1935-36, 38-41 (4)
Record: 59-38 (.608)

1935-36

Record, Conference: 16-9, 6-6, 2nd RMC
H/A: 9-3/7-6
Long Win/Loss Streak: 7/4
Coach: Edwin R. Kimball

DATE	OPPONENT	SCORE	W/L
D 7	Alumni	72-52	W
D 13	Taylor Brothers	75-45	W
D 16	at Denver	45-49	L
D 17	at Nebraska	34-53	L
D 18	at Hastings	54-30	W
D 19	at Creighton	43-36	W
D 20	at Colorado College	38-41	L
D 21	at Colorado College	61-45	W
D 24	at Drake	63-38	W
D 28	Nebraska	46-39	W
D 30	Fresno State	63-54	W
D 31	Fresno State	72-41	W
J 4	Pacific States Pipe	75-16	W
J 10	at Montana State	45-40	W
J 11	at Montana State	40-42	L
J 17	Utah	42-34	W
J 18	Utah	47-42	W
J 27	Montana State	63-31	L
J 28	Montana State	39-42	L
F 7	Utah State	35-36	L
F 8	Utah State	33-37	L
F 14	at Utah	35-36	L
F 15	at Utah	37-36	W
F 21	at Utah State	39-32	W
F 22	at Utah State	41-51	L



FRED "BUCK" DIXON
Years: 1936-38 (2)
Record: 25-23 (.521)

1936-37

Record, Conference: 17-10, 5-7, T3rd RMC
H/A/N: 8-3/8-6/1-1
Long Win/Loss Streak: 7/4
Coach: Fred "Buck" Dixon

DATE	OPPONENT	SCORE	W/L
D 5	Alumni	40-29	W
D 5	Alumni	58-31	W
D 11	Idaho State	30-24	W
D 12	Idaho State	34-35	L
D 18	vs. Western State	43-42	W
D 19	vs. Western State	39-42	L
D 21	Western State	66-35	W
D 30	at Loyola Marymount	32-35	L
J 2	at La Verne	66-21	W
J 4	at Fresno State	38-30	W
J 5	at Fresno State	45-44	W
J 6	at UC-Davis	38-28	W
J 7	at UC-Davis	33-32	W
J 8	at Nevada	42-38	W
J 9	at Nevada	36-24	W
J 15	Utah State	31-40	L
J 16	Utah State	49-35	W
J 22	Montana State	38-32	W
J 23	Montana State	42-37	W
J 29	at Utah	30-45	L
J 30	at Utah	40-41	L
F 5	at Montana State	33-71	L
F 6	at Montana State	45-55	L
F 12	at Utah State	55-45	W
F 13	at Utah State	38-47	L
F 19	Utah	35-43	L
F 20	Utah	36-31	W

1937-38

Record, Conference: 8-13, 4-8, 5th SC
H/A: 7-6/1-7
Long Win/Loss Streak: 3/4
Coach: Fred "Buck" Dixon

DATE	OPPONENT	SCORE	W/L
D 11	Alumni	68-78	L
D 17	at Idaho State	30-38	L
D 18	at Idaho State	32-40	L
D 20	Idaho	40-45	L
D 21	Idaho	47-40	W
D 22	Hastings	47-43	W
D 30	Nevada	49-45	W
J 7	Nevada	42-44	L
J 8	Alumni	59-57	W
J 14	at Denver	63-51	W
J 15	at Colorado	37-54	L
J 21	at Utah State	53-60	L
J 22	Utah	41-48	L
J 28	Colorado State	50-46	W
J 29	Colorado	49-55	L
F 11	at Wyoming	47-61	L
F 12	at Colorado State	39-45	L
F 19	Wyoming	38-49	L
F 25	Utah State	58-50	W
F 26	Denver	74-41	W
M 4	at Utah	43-54	L

1938-39

Record, Conference: 12-12, 4-8, T5th SC
H/A/N: 8-3/4-8/0-1
Long Win/Loss Streak: 3/4
Coach: Edwin R. Kimball

DATE	OPPONENT	SCORE	W/L
D 10	Weber College	37-45	L
D 10	Alumni	43-42	W
D 13	Ecker Studio	55-47	W
D 19	at Montana	50-71	L
D 20	at Montana	54-47	W
D 21	at Montana State	50-46	W
D 22	at Montana State	38-43	L
D 23	at Idaho State	40-17	W
D 24	at Idaho State	34-25	W
D 27	Montana	50-46	W
D 28	vs. Montana	38-45	L
J 7	Utah State	46-54	L
J 13	at Colorado	33-44	L
J 14	at Wyoming	27-35	L
J 20	Utah	40-32	W
J 27	Montana State	69-35	W
F 7	Colorado	35-34	W
F 10	at Colorado State	43-44	L
F 11	at Denver	49-53	L
F 17	Denver	52-34	W
F 18	Wyoming	44-46	L
F 25	Colorado State	91-52	W
M 3	at Utah	47-52	L
M 4	at Utah State	38-53	L

1939-40

Record, Conference: 17-8, 7-5, T3rd SC
Home: 10-3/6-4/1-1
Long Win/Loss Streak: 6/2
Coach: Edwin R. Kimball

DATE	OPPONENT	SCORE	W/L
D 9	Weber College	47-43	W
D 9	Alumni	52-54	L
D 15	Idaho State	42-48	L
D 16	Provo Lions	53-41	W
D 16	Idaho State	59-31	W
D 19	at Ricks College	77-49	W
D 20	vs. Oregon State	30-57	L
D 21	vs. Oregon State	47-42	W
D 29	Provo Lions	61-53	W
D 30	at Weber College	70-35	W
J 2	Clark's Institute	66-53	W
J 5	at Montana State	47-33	W
J 6	at Montana State	58-35	W
J 13	Colorado	47-75	L
J 19	at Colorado State	32-40	L
J 20	at Denver	54-44	W
J 26	Denver	63-48	W
J 27	Wyoming	34-29	W
F 3	Colorado State	62-42	W
F 9	at Utah	39-45	L
F 10	at Utah State	35-55	L
F 17	Utah State	49-43	W
F 23	Utah	52-41	W
M 1	at Colorado	43-64	L
M 2	at Wyoming	50-45	W

ALL-TIME SEASON RESULTS

1940-41

Record, Conference: 14-9, 6-6, 4th SC
H/A/N: 8-2/5-6/1-1
Long Win/Loss Streak: 5/2
Coach: Edwin R. Kimball

DATE	OPPONENT	SCORE	W/L
D 7	Weber College	50-16	W
D 7	Alumni	70-40	W
D 13	at Idaho State	39-27	W
D 14	at Idaho State	56-29	W
D 18	at St. Barbara State College	47-39	W
D 19	at San Diego State	45-49	L
D 20	at San Diego State	40-42	L
D 27	vs. Montana	47-41	W
D 28	vs. Montana	44-48	L
J 3	Montana State	67-45	W
J 4	Montana State	67-45	W
J 10	Utah State	66-34	W
J 17	at Wyoming	45-46	L
J 18	at Colorado	31-34	L
J 24	Utah	27-32	L
F 14	Colorado	45-50	L
F 15	at Colorado State	40-36	W
F 21	at Denver (OT)	34-32	W
F 22	Denver	52-37	W
F 28	Wyoming	49-45	W
M 1	Colorado State	60-33	W
M 7	at Utah	39-50	L
M 8	at Utah State	47-48	L

1941-42

Record, Conference: 17-3, 9-3, T2nd SC
H/A/N: 7-1/8-2/2-0
Long Win/Loss Streak: 13/1
Coach: Floyd Millett

DATE	OPPONENT	SCORE	W/L
D 6	Weber College	51-28	W
D 13	Idaho State	53-29	W
D 19	at Montana State	51-37	W
D 20	at Montana	46-34	W
D 22	at Montana State	64-48	W
D 23	at Idaho State	45-28	W
J 2	vs. Nevada	65-31	W
J 3	vs. Nevada	76-44	W
J 10	at Utah State	54-24	W
J 16	Wyoming	53-49	W
J 23	Denver	45-30	W
J 24	Colorado State	52-27	W
J 30	at Denver	46-34	W
J 31	at Wyoming	34-45	L
F 7	at Utah	50-42	W
F 14	Colorado	49-52	L
F 21	Utah State	57-52	W
F 27	at Colorado State	54-41	W
F 28	at Colorado	35-52	L
M 7	Utah	42-40	W

1942-43

Record, Conference: 15-7, 7-1, 1st SC
H/A: 9-0/6-7
Long Win/Loss Streak: 9/3
Coach: Floyd Millett

DATE	OPPONENT	SCORE	W/L
N 28	Weber College	47-45	W
N 28	Alumni	52-35	W
D 9	at Canisius (OT)	50-49	W
D 12	at Long Island	40-43	L
D 15	at Temple	32-35	L
D 18	at Loyola (Ill.)	44-50	L
J 5	Carbon College	72-20	W
J 5	Snow College	78-38	W
J 12	Ecker Studio	39-30	W
J 15	at Utah State	38-43	L
J 16	at Utah State	58-41	W
J 22	at Snow College	74-43	W
J 29	Utah	41-30	W
J 30	Utah	41-29	W
F 5	at Weber College	53-51	W
F 12	at Utah	44-34	W
F 13	at Utah	47-45	W
F 19	Utah State	44-38	W
F 20	Utah State	63-59	W
F 25	at Wyoming	42-53	L
F 26	at Wyoming	43-47	L
F 27	at Wyoming	43-66	L

1943-44

Record, Conference: 3-2, None
H/A: 1-0/2-2
Long Win Streak: 2
Long Loss Streak: 2
Coach: Floyd Millett

DATE	OPPONENT	SCORE	W/L
D 4	Alumni	57-54	W
D 11	at Canisius	45-36	W
D 14	at Long Island	41-56	L
D 18	at Albright	49-53	L
D 22	at Omaha	45-40	W



FLOYD MILLETT
Years: 1941-49 (8)
Record: 104-77 (.575)

1944-45

Record, Conference: 11-12, None
H/A/N: 4-5/7-6/0-1
Long Win/Loss Streak: 4/3
Coach: Floyd Millett

DATE	OPPONENT	SCORE	W/L
N 30	Alumni	28-60	L
D 2	Montana State	51-31	W
D 8	Kearns Depot	39-41	L
D 9	Ecker Studio	48-56	L
D 15	at Idaho State	35-45	L
D 16	at Idaho State	45-33	W
D 20	vs. Ecker Studio	41-61	L
D 29	at Pepperdine	51-56	L
D 30	at Pratt Aircraft	43-44	L
J 2	at Walker Bomb.	48-45	W
J 3	at Walker Bomb.	59-47	W
J 5	at U.S. Naval Hospital	44-34	W
J 12	at Kearns Depot	47-42	W
J 19	at Wyoming	41-51	L
J 20	at Colorado	36-55	L
J 26	Utah	46-51	L
F 3	Utah State	50-41	W
F 13	Colorado	60-58	W
F 17	at Denver	61-50	W
F 23	Denver	70-31	W
F 24	Wyoming	34-39	L
M 3	at Utah	52-56	L
M 7	at Utah State	64-37	W

1945-46

Record, Conference: 12-13, 6-6, T4th SC
H/A/N: 4-4/6-7/2-2
Long Win/Loss Streak: 4/3
Coach: Floyd Millett

DATE	OPPONENT	SCORE	W/L
D 1	Alumni	61-62	L
D 6	vs. Wyoming	49-58	L
D 7	vs. Montana State	55-40	W
D 8	vs. Wyoming	37-52	L
D 10	vs. Idaho State	58-47	W
D 11	at Idaho State	54-47	W
D 11	Clearfield Navy	60-16	W
D 21	at Kearns Depot	42-54	L
D 27	at Manhattan	53-43	W
J 1	at Canisius	62-52	W
J 3	at Northwestern	41-61	L
J 4	at Loyola (Ill.)	43-44	L
J 5	at Valparaiso	58-72	L
J 12	at Utah State	47-29	W
J 18	Wyoming	36-41	L
J 25	Denver	48-23	W
J 26	Colorado State	42-41	W
F 1	at Denver	37-36	W
F 2	at Wyoming	57-41	W
F 9	at Utah	28-46	L
F 16	Colorado	53-65	L
F 23	Utah State	64-48	W
M 2	at Colorado State	40-47	L
M 4	at Colorado	42-60	L
M 9	Utah	53-71	L

1946-47

Record, Conference: 9-16, 3-9, 6th SC
H/A/N: 6-4/1-11/2-1
Long Win/Loss Streak: 3/5
Coach: Floyd Millett

DATE	OPPONENT	SCORE	W/L
N 30	Alumni	70-54	W
D 4	at Northern Arizona	41-54	L
D 5	vs. Arizona State	55-58	L
D 6	vs. Arizona State	52-33	W
D 11	Washington State	49-50	L
D 12	Washington State	44-38	W
D 14	Idaho State	50-39	W
D 20	vs. San Francisco+	45-36	W
D 21	at Nevada+	32-50	L
J 1	at Long Island	59-62	L
J 4	at Temple	57-55	W
J 6	at Western Kentucky	44-62	L
J 7	at Western Kentucky	40-59	L
J 17	at Colorado	44-56	L
J 18	at Denver	51-64	L
J 24	Wyoming	44-51	L
J 31	Colorado State	69-47	W
F 8	Utah	54-62	L
F 14	at Colorado State	48-51	L
F 15	at Wyoming	47-70	L
F 21	Colorado	47-36	W
F 22	Utah State	62-40	W
F 28	Denver	56-59	L
M 4	at Utah State	49-52	L
M 8	at Utah	66-82	L
	+ Reno Tournament		

1947-48

Record, Conference: 16-11, 8-2, 1st SC
H/A/N: 9-0/5-8/2-3
Long Win/Loss Streak: 6/4
Coach: Floyd Millett

DATE	OPPONENT	SCORE	W/L
N 29	Alumni	65-54	W
	at Camp Monmouth	60-30	W
D 4	at CCNY (OT)	56-61	L
D 5	at Syracuse	52-74	L
D 6	at Niagara	54-53	W
D 8	at West Virginia	51-68	L
D 9	at Duquesne	39-51	L
D 15	Arizona State	46-45	W
D 16	Arizona State	48-45	W
D 26	vs. Arkansas+	65-58	W
D 27	vs. Syracuse+	45-53	L
D 30	vs. Idaho+	41-42	L
J 2	at Nevada	44-45	L
J 3	at Nevada	57-64	L
J 10	Ecuador	67-21	W
J 16	Denver	75-69	W
J 17	at Utah	65-63	W
J 23	at Denver	53-58	L
J 24	at Colorado State	64-51	W
J 26	at Wyoming	45-39	W
J 31	Utah State	66-47	W
F 7	Wyoming	57-42	W
F 16	Colorado State	79-48	W
F 21	Utah	55-51	W
F 28	at Utah State	65-68	L
M 8	vs. Delta State# (OT)	66-61	W
M 10	vs. Indiana State#	68-82	L
	+ Los Angeles Invitational		
	# National Intercollegiate Tournament (Kansas City)		

ALL-TIME SEASON RESULTS



STAN WATTS

Years: 1949-72 (23)

Record: 371-254 (.594)

1948-49

Record, Conference: 21-13, 12-8, 4th SC

H/A/N: 10-28-8/3-3

Long Win/Loss Streak: 7/3

Vs. Ranked Teams: 3-2

Coach: Floyd Millet

DATE	OPPONENT	SCORE	W/L
N 20	Alumni	64-49	W
N 26	at Idaho State	58-43	W
N 27	at Idaho State	52-46	W
D 4	at CCNY	57-70	L
D 6	at Muhlenberg	60-56	W
D 8	at Valparaiso	62-57	W
D 10	at La Salle	54-76	L
D 17	San Jose State	60-47	W
D 18	San Jose State	73-67	W
D 29	vs. Montana+	74-76	L
D 30	vs. Marshall+	64-83	L
J 3	vs. Nevada+	59-56	W
J 4	vs. Nevada+	61-57	W
J 10	Denver	48-50	L
J 14	at Wyoming	48-59	L
J 15	at Wyoming	38-58	L
J 17	at Denver	51-48	W
J 21	Utah State	60-51	W
J 22	Utah State	64-56	W
J 24	Wyoming	54-42	W
J 29	at No. 10 Utah	56-55	W
J 31	No. 10 Utah	65-45	W
F 4	at Colorado State	66-54	W
F 5	at Colorado State	54-62	L
F 7	at Denver	54-68	L
F 11	at Utah State	54-58	L
F 12	at Utah State	67-54	W
F 18	at No. 14 Utah	49-58	L
F 19	No. 14 Utah	52-54	L
F 21	No. 19 Wyoming	50-48	W
F 25	Colorado State	79-49	W
F 26	Colorado State	72-52	W
M 7	vs. N.W. Oklahoma State#	79-50	W
M 8	vs. N.W. Louisiana State#	57-59	L

+ Los Angeles Invitational

NIAB Tournament (Kansas City)

1949-50

Record, Conference: 22-12, 14-6, 1st SC

H/A/N: 10-0/9-8/3-4

Long Win/Loss Streak: 8/5

Vs. Ranked Teams: 3-0

Coach: Stan Watts

DATE	OPPONENT	SCORE	W/L
D 2	at Idaho State	67-44	W
D 3	at Idaho State	83-56	W
D 8	at Regis	53-37	W
D 9	vs. Wyoming	57-54	W
D 10	at Denver	56-54	W
D 13	vs. Culver-Stockton*	69-57	W
D 15	at Pepperdine*	39-45	L
D 16	vs. Gonzaga*	41-46	L
D 29	at Beloit*	61-63	L
D 31	at Toledo*	51-66	L
J 2	at Bowling Green	50-75	L
J 4	at Loyola (Ill.)	54-45	W
J 13	at Wyoming	39-46	L
J 14	at Wyoming	27-53	L
J 16	at Denver	63-45	W
J 20	Denver	55-39	W
J 21	Utah State	71-41	W

J 23	at Utah State	48-47	W
J 28	at Utah	71-51	W
J 30	Utah	61-51	W
F 3	Colorado State	46-42	W
F 4	Colorado State	58-45	W
F 10	at Denver	46-54	L
F 11	at Colorado State	30-40	L
F 13	at Colorado State	46-55	L
F 17	at Utah	42-56	L
F 18	Utah	56-46	W
F 24	at Utah State	60-46	W
F 25	Utah State	63-35	W
M 3	No. 18 Wyoming	55-44	W
M 4	No. 18 Wyoming	70-52	W
M 6	Denver	75-50	W
M 24	vs. Baylor#	55-56	L
M 25	vs. No. 7 UCLA#	83-62	W

1950-51

Record, Conference: 28-9, 15-5, 1st SC

H/A/N: 13-1/9-5/6-3

Long Win/Loss Streak: 9/2

Highest Rank: 11th AP

Final Rank: 10th UPI, 11th AP

Vs. Ranked Teams: 5-2

Coach: Stan Watts

DATE	OPPONENT	SCORE	W/L
N 24	Regis	68-55	W
N 25	Regis	71-58	W
D 2	at Niagara	84-69	W
D 5	at CCNY	69-71	L
D 7	at Eastern Kentucky	63-58	W
D 9	at Marshall	70-57	W
D 19	Indiana State	75-72	W
D 20	Indiana State	79-58	W
D 27	vs. Utah*	49-58	L
D 29	vs. New Mexico*	64-56	W
D 30	vs. Colorado State*	77-52	W
J 5	at Denver	53-47	W
J 6	at Denver	41-42	L
J 8	at No. 10 Wyoming	61-57	W
J 12	at Utah State	72-59	W
J 13	at Utah State	68-72	L
J 19	No. 13 Wyoming	64-58	W
J 20	No. 13 Wyoming	65-38	W
J 25	Denver	91-58	W
J 27	Denver	60-44	W
F 2	Utah State	83-57	W
F 3	Utah State	51-42	W
F 8	Colorado State	70-42	W
F 9	Colorado State	65-40	W
F 16	at Utah	73-60	W
F 17	Utah	49-54	L
F 23	at Colorado State	50-45	W
F 24	at Colorado State	60-51	W
F 26	at Wyoming	49-50	L
M 2	Utah	58-67	L
M 3	Utah	69-50	W
M 12	vs. No. 10 St. Louis+	75-58	W
M 15	vs. Seton Hall+	69-59	W
M 17	vs. No. 13 Dayton+	62-43	W
M 21	vs. San Jose State#	68-61	W
M 23	vs. No. 4 Kansas State#	54-64	L
M 24	vs. No. 15 Washington#	67-80	L

1951-52

Record, Conference: 14-10, 9-5, 2nd SC

H/A/N: 8-2/6-0/0-2

Long Win/Loss Streak: 5/2

Vs. Ranked Teams: 0-2

Coach: Stan Watts

DATE	OPPONENT	SCORE	W/L
D 1	Arizona	68-62	W
D 3	at Hamline	62-72	L
D 6	at St. John's	52-66	L
D 8	at Niagara	53-48	W
D 10	at Syracuse	58-63	L
D 12	at Toledo	58-57	W
D 21	Santa Clara	64-59	W
D 22	Santa Clara	66-61	W
D 28	vs. No. 1 Kentucky*	64-84	L
D 29	vs. Villanova*	58-72	L
J 11	Denver	55-51	W
J 12	Montana	80-56	W
J 19	Colorado State	68-47	W
J 24	at Denver	59-53	W
J 26	at New Mexico	72-49	W
F 1	at Utah State	40-57	L
F 2	Utah	48-51	L
F 8	at Montana	50-47	W
F 15	Utah State	69-67	W
F 16	Wyoming	43-48	L

F 23	New Mexico	90-61	W
F 29	at Colorado State	75-65	W
M 1	at No. 16 Wyoming	49-55	L
M 8	at Utah	50-61	L

* Sugar Bowl Tournament

1952-53

Record, Conference: 22-8, 11-3, 2nd SC

H/A/N: 12-0/8-7/2-1

Long Win/Loss Streak: 7/2

Vs. Ranked Teams: 1-1

Coach: Stan Watts

DATE	OPPONENT	SCORE	W/L
N 28	at Idaho State	69-44	W
N 29	at Idaho State	65-47	W
D 5	Cal State-LA	82-49	W
D 6	Cal State-LA	56-37	W
D 12	San Francisco	53-52	W
D 16	Washington State	64-44	W
D 19	at Oregon State	69-66	W
D 20	at Oregon State	65-67	L
D 22	No. 17 St. Louis	86-69	W
D 27	at Eastern Kentucky	67-69	L
D 29	vs. Duke*	69-68	W
D 30	vs. Wake Forest*	84-58	W
D 31	at No. 9 N.C. State*	59-75	L
J 3	at Utah State	72-66	W
J 8	at Denver	55-54	W
J 10	at New Mexico	73-57	W
J 16	at Montana	51-56	L
J 23	Wyoming	71-42	W
J 24	Colorado State	75-47	W
J 30	Montana	91-56	W
J 31	Utah State	77-60	W
F 7	at Saint Mary's (Calif.)	78-50	W
F 8	at Santa Clara	64-72	L
F 14	Utah	62-50	W
F 21	at Utah	73-50	W
F 27	at Wyoming	59-63	L
F 28	at Colorado State	57-63	L
M 5	Denver	69-40	W
M 6	New Mexico	61-43	W
M 9	vs. Niagara+	76-82	L

* Dixie Classic

+ NIT (New York)

1953-54

Record, Conference: 18-11, 9-5, 3rd SC

H/A/N: 12-2/6-0/0-3

Long Win/Loss Streak: 8/4

Highest Rank: 19th AP

Vs. Ranked Teams: 0-1

Coach: Stan Watts

DATE	OPPONENT	SCORE	W/L
D 4	Idaho State	70-59	W
D 5	Idaho State	63-50	W
D 11	TCU	59-48	W
D 12	TCU	71-61	W
D 18	Murray State	77-65	W
D 19	Murray State	89-66	W
D 22	San Francisco	68-61	W
D 26	at Manhattan*	75-58	W
D 28	vs. Duquesne*	47-69	L
D 30	vs. No. 13 La Salle*	62-74	L
J 2	at Bradley	50-77	L
J 5	at Saint Louis	74-86	L
J 8	Denver	81-58	W
J 9	New Mexico	76-63	W
J 14	at Utah State	68-73	L
J 16	at Montana	71-62	W
J 22	Montana	62-54	W
J 23	Utah State	75-63	W
J 29	at Washington	89-79	W
J 30	at Washington	51-55	L
F 12	at Wyoming	47-63	L
F 13	at Colorado State	76-77	L
F 19	at Utah	85-76	W
F 20	Utah	64-70	L
F 26	Wyoming	51-42	W
F 27	Colorado State	69-71	L
M 4	at New Mexico	84-79	W
M 6	at Denver	69-57	W
M 8	vs. Saint Francis PA+	68-81	L

* Holiday Festival

+ NIT (New York)

ALL-TIME SEASON RESULTS

1954-55

Record, Conference: 13-13, 10-4, 2nd SC
H/A: 9-3/4-10
Long Win/Loss Streak: 5/3
Vs. Ranked Teams: 1-1
Coach: Stan Watts

DATE	OPPONENT	SCORE	W/L
D 4	at Colorado	66-88	L
D 6	at Colorado	46-65	L
D 10	Washington	44-64	L
D 11	Washington (OT)	69-64	W
D 17	Baylor	78-66	W
D 18	Baylor	66-67	L
D 22	Michigan	70-60	W
D 30	at W. Kentucky	78-89	L
J 1	at Murray State (OT)	85-86	L
J 4	at Manhattan	75-78	L
J 6	at New Mexico	92-62	W
J 8	at Denver	90-68	W
J 14	Montana	92-68	W
J 15	Utah State	58-62	L
J 21	at Colorado State	74-68	W
J 22	at Wyoming	60-68	L
J 28	at Oregon	71-82	L
J 29	at Oregon	76-81	L
F 11	No. 5 Utah (OT)	76-74	W
F 12	at No. 5 Utah	71-78	L
F 17	at Utah State	71-76	L
F 19	at Montana	63-62	W
F 25	Colorado State	94-65	W
F 26	Wyoming	75-62	W
M 4	Denver	78-62	W
M 5	New Mexico	74-48	W

1955-56

Record, Conference: 18-8, 10-4, 2nd SC
H/A/N: 12-2/5-6/1-0
Long Win/Loss Streak: 6/2
Highest Rank: 5th AP
Vs. Ranked Teams: 0-2
Coach: Stan Watts

DATE	OPPONENT	SCORE	W/L
D 2	UCLA	75-58	W
D 3	UCLA	67-65	W
D 9	Oregon	72-61	W
D 10	Oregon	83-52	W
D 16	Colorado	70-53	W
D 17	Colorado	84-53	W
D 21	at No. 2 North Carolina State	81-95	L
D 22	at Wake Forest	80-86	L
D 27	vs. Toledo*	89-70	W
D 28	at Detroit*	99-77	W
D 30	at Michigan	79-80	L
J 6	at Montana	73-64	W
J 13	Colorado State	61-49	W
J 14	Wyoming	74-48	W
J 21	No. 14 Oklahoma City	60-62	L
J 28	at Utah State	56-63	L
F 3	New Mexico	87-53	W
F 4	Denver	81-65	W
F 9	Utah State	92-62	W
F 11	at Utah	63-82	L
F 17	at Colorado State	59-70	L
F 18	at Wyoming	78-67	W
F 24	Utah	77-82	L
F 25	Montana	95-73	W
M 1	at New Mexico	75-69	W
M 3	at Denver	96-86	W

* Motor City Tournament

1956-57

Record, Conference: 19-9, 11-3, 1st SC
H/A/N: 11-1/6-6/2-2
Long Win/Loss Streak: 7/3
Highest Rank: 14th UPI
Final Rank: 14th UPI
Vs. Ranked Teams: 1-1
Coach: Stan Watts

DATE	OPPONENT	SCORE	W/L
N 20	Oregon State	55-62	L
D 1	Washington	70-66	W
D 6	at Iowa State	48-57	L
D 8	at Michigan State	61-79	L
D 14	at UCLA	69-74	L
D 15	at UCLA	59-58	W
D 21	Bowling Green	73-56	W
D 22	Bowling Green	78-69	W
D 26	at St. John's*	89-75	W
D 28	vs. Notre Dame*	66-91	L
D 29	vs. Ohio State	84-78	W
J 4	Montana	85-68	W
J 11	at Colorado State	66-61	W
J 12	at Wyoming	82-71	W
J 18	at Utah State	75-76	L
J 25	Utah State	93-76	W
J 26	Saint Mary's (Calif.)	69-65	W

F 2	at Denver	74-65	W
F 4	at New Mexico	73-60	W
F 10	Utah	81-77	W
F 15	Colorado State	81-66	W
F 16	Wyoming	69-47	W
F 21	at Utah	66-88	L
F 23	at Montana	63-71	L
M 1	New Mexico	67-41	W
M 2	Denver	65-51	W
M 15	vs. No. 13 California#	59-86	L
M 16	vs. No. 16 Idaho State#	65-54	W

1957-58

Record, Conference: 13-13, 9-5, T2nd SC
H/A: 8-4/5-9
Long Win/Loss Streak: 8/5
Coach: Stan Watts

DATE	OPPONENT	SCORE	W/L
D 6	at Washington	45-43	W
D 7	at Washington	52-63	L
D 12	Iowa State	45-54	L
D 14	Portland	63-64	W
D 21	Oregon	55-63	L
D 23	Oregon	76-79	L
D 28	at Tennessee	68-83	L
D 30	at Alabama	74-77	L
J 2	at Vanderbilt	56-89	L
J 3	at Loyola (New Orleans)	90-84	W
J 10	at Montana	69-71	L
J 11	at Montana State	64-80	L
J 17	Colorado State	90-80	W
J 18	Wyoming	62-50	W
J 24	at Utah	81-67	W
J 31	at Utah State	67-55	W
F 1	Montana State	67-53	W
F 7	New Mexico	66-53	W
F 8	Denver	72-60	W
F 15	Utah State	69-66	W
F 21	at Wyoming	46-74	L
F 22	at Colorado State	49-74	L
F 27	Utah	56-74	L
M 1	Montana	81-73	W
M 6	at Denver	57-65	L
M 8	at New Mexico	77-54	W

1958-59

Record, Conference: 15-11, 8-6, 4th SC
H/A/N: 11-2/4-7/0-2
Long Win/Loss Streak: 5/3
Vs. Ranked Teams: 1-1
Coach: Stan Watts

DATE	OPPONENT	SCORE	W/L
D 3	at Portland	77-72	W
D 5	at Oregon (OT)	75-79	L
D 6	at Oregon	67-71	L
D 12	Washington State	72-59	W
D 15	No. 3 Kansas State	77-68	W
D 19	Santa Clara	80-59	W
D 20	Santa Clara	75-65	W
D 22	Saint Mary's (Calif.)	72-67	W
D 27	vs. Dartmouth*	75-88	L
D 29	vs. Seton Hall* (OT)	80-82	L
J 1	at Ohio State	81-100	L
J 3	at Dayton	70-62	W
J 10	Montana	82-59	W
J 16	at Colorado State	62-72	L
J 17	at Wyoming	73-71	W
J 23	No. 20 Utah	56-70	L
J 30	Utah State	77-54	W
F 5	at New Mexico	85-77	W
F 7	at Denver	90-101	L
F 14	at Utah State	67-74	L
F 20	Wyoming	78-43	W
F 21	Colorado State	88-63	W
F 26	Utah (OT)	74-76	L
F 28	at Montana	68-93	L
M 6	Denver	72-67	W
M 7	New Mexico	92-62	W

* Queen City Invitational

1959-60

Record, Conference: 8-17, 5-9, 5th SC
H/A/N: 4-7/3-10/1-0
Long Win/Loss Streak: 5/1
Vs. Ranked Teams: 0-5
Coach: Stan Watts

DATE	OPPONENT	SCORE	W/L
D 4	Washington	54-52	W
D 5	Washington	52-60	L
D 11	at UCLA	42-62	L
D 12	at So. California	61-79	L
D 18	at Kansas State	55-86	L
D 19	at Kansas	64-96	L
D 21	Michigan State	79-75	W

D 22	No. 3 Ohio State	79-91	L
D 28	at Miami (Fla.)	93-110	L
D 29	vs. Florida	74-65	W
J 2	at Loyola (New Orleans) (OT)	76-84	L
J 9	at Montana	63-58	W
J 15	Colorado State	51-53	L
J 16	Wyoming	73-52	W
J 22	at No. 7 Utah	69-76	L
J 29	at No. 9 Utah State	53-84	L
F 5	New Mexico	95-67	W
F 6	Denver	66-86	L
F 13	No. 7 Utah State	64-75	L
F 19	at Wyoming	75-70	W
F 20	at Colorado State	53-65	L
F 25	No. 5 Utah	75-87	L
F 27	Montana	67-87	L
M 3	at Denver	68-88	L
M 5	at New Mexico	75-69	W

1960-61

Record, Conference: 15-11, 9-5, 3rd SC
H/A/N: 10-4/4-6/1-1
Long Win/Loss Streak: 4/2
Vs. Ranked Teams: 1-1
Coach: Stan Watts

DATE	OPPONENT	SCORE	W/L
D 2	at Washington	65-63	W
D 3	at Washington	54-74	L
D 9	Oklahoma	56-60	L
D 10	Miami (Fla.)	112-80	W
D 12	TCU	74-65	W
D 15	Memphis State	72-75	L
D 17	New Mexico State	65-69	L
D 20	No. 20 Kansas	80-70	W
D 22	Kent State	66-51	W
D 27	at No. 5 Louisville	67-95	L
D 29	vs. Citadel*	83-94	L
D 30	vs. Louisiana State*	67-57	W
J 7	Montana	74-66	W
J 13	at Colorado State	49-73	L
J 14	at Wyoming	71-79	L
J 20	Utah	91-86	W
J 27	Utah State	75-57	W
F 2	at New Mexico	97-76	W
F 4	at Denver	89-60	W
F 13	at Utah State	73-94	L
F 17	Wyoming	89-80	W
F 18	Colorado State	58-65	L
F 23	at Utah	80-95	L
F 25	at Montana	72-64	W
M 3	Denver	74-67	W
M 4	New Mexico	70-65	W

* Poinsettia Tournament

1961-62

Record, Conference: 10-16, 5-9, 4th SC
H/A: 8-4/2-12
Long Win/Loss Streak: 2/3
Coach: Stan Watts

DATE	OPPONENT	SCORE	W/L
D 1	UCLA	68-66	W
D 2	UCLA	86-83	W
D 8	at Santa Clara	53-64	L
D 9	at Santa Clara	55-72	L
D 15	at Oklahoma State	44-61	L
D 16	at Oklahoma	81-74	W
D 18	Air Force	66-68	L
D 20	San Jose State*	54-60	W
D 22	Pacific	69-67	W
D 27	at New Mexico State	64-70	L
D 29	at Arizona	58-60	L
D 30	at Arizona State	54-94	L
J 6	at Montana	63-59	W
J 12	Wyoming	73-63	W
J 13	Colorado State	69-75	L
J 23	at Utah	89-94	L
J 26	at Utah State	69-88	L
F 2	Denver	98-73	W
F 3	New Mexico	76-74	W
F 10	Utah State	70-80	L
F 15	at Colorado State	65-73	L
F 17	at Wyoming	71-87	L
F 22	Montana	80-66	W
F 24	Utah	101-106	L
M 1	at New Mexico	70-80	L
M 3	at Denver	88-91	L

* SJSU forfeited game

ALL-TIME SEASON RESULTS

1962-63

Record, Conference: 12-14, 6-4, 2nd WAC
H/A/N: 7-7/4-7/1-0
Long Win/Loss Streak: 4/5
Vs. Ranked Teams: 0-3
Coach: Stan Watts

DATE	OPPONENT	SCORE	W/L
N 30	at Oregon	80-75	W
D 1	Oregon	62-80	L
D 7	Oklahoma City	71-79	L
D 8	Oklahoma City	61-70	L
D 14	Wichita State	61-67	L
D 15	Wichita State (OT)	89-91	L
D 21	Baylor	79-65	W
D 22	Baylor	75-57	W
D 26	at La Salle*	84-73	W
D 28	vs. Providence*	81-78	W
D 29	at St. Joseph's*	64-76	L
D 31	at No. 2 Ohio State	91-97	L
J 2	at Memphis State	76-99	L
J 5	at Utah State	58-69	L
J 11	at No. 3 Arizona State	84-89	L
J 12	at Arizona	80-75	W
J 19	Utah	71-53	W
J 26	Utah State	67-70	L
F 2	Montana	83-80	W
F 8	New Mexico	76-73	W
F 9	Wyoming	89-77	W
F 15	Arizona	77-72	W
F 16	No. 5 Arizona State	87-104	L
F 23	at Utah	100-106	L
F 28	at Wyoming	80-76	W
M 2	at New Mexico	59-84	L

* Quaker City Tournament

1963-64

Record, Conference: 13-12, 5-5, 3rd WAC
H/A/N: 7-4/4-7/2-1
Long Win/Loss Streak: 4/3
Vs. Ranked Teams: 0-1
Coach: Stan Watts

DATE	OPPONENT	SCORE	W/L
D 6	at UCLA	71-113	L
D 7	at So. California	74-67	W
D 12	Oklahoma State	64-71	L
D 14	Air Force	61-65	L
D 20	Rice	89-78	W
D 23	Michigan State	95-90	W
D 27	vs. Seattle*	77-74	W
D 28	vs. Oregon*	80-70	W
D 30	vs. No. 9 Oregon State	58-68	L
J 2	at Montana	89-65	W
J 4	at Montana State	96-83	W
J 10	New Mexico	57-59	L
J 11	Wyoming	96-91	W
J 18	at Denver	65-71	L
J 25	at Utah State	90-105	L
J 31	Utah State	73-90	L
F 1	Denver	57-56	W
F 8	at Utah	89-91	L
F 14	at Arizona State	85-110	L
F 15	at Arizona	67-80	L
F 22	Utah	75-72	W
F 28	Arizona State	106-90	W
F 29	Arizona	84-71	W
M 5	at New Mexico	80-84	L
M 7	at Wyoming	96-90	W

* Far West Classic

1964-65

Record, Conference: 21-7, 8-2, 1st WAC
H/A/N: 13-2/6-4/2-1
Long Win/Loss Streak: 7/2
Highest Rank: 9th AP
Final Rank: 9th AP
Vs. Ranked Teams: 0-3
Coach: Stan Watts

DATE	OPPONENT	SCORE	W/L
D 4	Oregon	99-70	W
D 5	Oregon	98-79	W
D 11	at No. 2 Wichita State	76-93	L
D 12	at No. 2 Wichita State	65-81	L
D 18	Santa Clara	102-82	W
D 19	Santa Clara	109-80	W
D 22	Ohio State	112-71	W
D 28	vs. Creighton*	109-74	W
D 29	vs. DePaul*	75-84	L
D 30	vs. Xavier*	115-103	W
J 6	Seattle	92-72	W
J 9	at Utah State	99-90	W
J 15	at Arizona	73-75	L
J 16	at Arizona State	111-102	W
J 23	Utah	98-67	W
J 29	at Air Force	110-77	W
J 30	at Denver	96-85	W
F 4	Marquette	91-64	W

F 6	Utah State	89-80	W
F 11	at Wyoming	96-94	W
F 13	at New Mexico	70-89	L
F 20	at Utah	108-99	W
F 26	Arizona	92-88	W
F 27	Arizona State	104-91	W
M 5	Wyoming	102-87	W
M 6	New Mexico	70-67	W
M 13	No. 2 UCLA#	76-100	L
M 14	Oklahoma City#	102-112	L

1965-66

Record, Conference: 20-5, 6-4, 2nd WAC
H/A/N: 10-1/5-5/5-0
Long Win/Loss Streak: 6/2
Highest Rank: 6th AP
Vs. Ranked Teams: 1-0
Coach: Stan Watts

DATE	OPPONENT	SCORE	W/L
D 3	Illinois	109-98	W
D 4	Houston	111-82	W
D 10	Americas	123-66	W
D 17	at Santa Clara	103-85	W
D 18	at Santa Clara	87-79	W
D 21	No. 2 St. Joseph's	103-83	W
D 27	at La Salle	69-71	L
D 29	vs. St. Bonaventure	99-87	W
D 30	vs. Cornell	105-92	W
J 7	Arizona State	95-81	W
J 8	Arizona	87-74	W
J 13	at New Mexico	78-81	L
J 15	at Wyoming	101-107	L
J 22	Utah State	115-81	W
F 5	at Utah	94-93	W
F 11	at Utah State	96-88	W
F 12	Denver	102-76	W
F 18	at Arizona State	94-101	L
F 19	at Arizona	62-76	L
F 25	New Mexico	89-60	W
F 26	Wyoming	98-90	W
M 5	Utah	115-100	W
M 14	vs. Temple+	90-78	W
M 17	vs. Army+	66-60	W
M 19	vs. NYU+ + NIT (New York)	97-84	W

1966-67

Record, Conference: 14-10, 8-2, T1st WAC
H/A/N: 10-0/3-7/1-3
Long Win/Loss Streak: 5/2
Highest Rank: 7th AP
Vs. Ranked Teams: 1-2
Coach: Stan Watts

DATE	OPPONENT	SCORE	W/L
D 2	New Mexico State	97-66	W
D 9	Denver	87-64	W
D 10	Saint Mary's (Calif.)	108-57	W
D 16	at Seattle (OT)	83-85	L
D 17	at Oregon State	76-92	L
D 20	Loyola (Ill.)	113-98	W
D 26	vs. St. Joseph's*	61-67	L
D 27	vs. St. Bonaventure*	96-84	W
D 30	at No. 8 St. John's*	73-76	L
J 2	at Marquette	70-81	L
J 6	Utah State	92-66	W
J 13	at Arizona	77-64	W
J 14	at Arizona State (OT)	78-74	W
J 20	Wyoming	97-75	W
J 21	No. 9 New Mexico	89-73	W
J 28	vs. No. 6 UTEP	76-85	L
F 4	at Utah State	88-113	L
F 11	Utah	64-62	W
F 17	at Utah	61-60	W
F 23	at New Mexico	75-97	L
F 25	at Wyoming	56-67	L
M 3	Arizona State	110-93	W
M 4	Arizona	70-58	W
M 11	vs. Wyoming	63-70	L

1967-68

Record, Conference: 13-12, 4-6, T4th WAC
H/A/N: 8-2/2-10/3-0
Long Win/Loss Streak: 3/3
Vs. Ranked Teams: 0-3
Coach: Stan Watts

DATE	OPPONENT	SCORE	W/L
D 2	at Denver	88-78	W
D 4	Texas Tech	72-58	W
D 9	Texas	63-50	W
D 14	at Illinois	55-63	L
D 16	at No. 2 Houston	69-102	L
D 22	Santa Clara	75-80	L
D 23	Santa Clara	91-46	W

D 28	vs. Xavier*	87-75	W
D 29	vs. Virginia Tech* at Oklahoma City*	97-64	W
D 30	at St. Joseph's	88-91	L
J 1	vs. Utah State	74-88	L
J 6	Utah State	104-98	W
J 12	Arizona	72-62	W
J 13	Arizona State	94-78	W
J 18	at Wyoming	70-81	L
J 20	at No. 6 New Mexico	69-84	L
J 26	vs. UTEP	81-59	W
J 27	at Loyola (Ill.)	65-67	L
F 1	at Utah State	118-103	W
F 10	at Utah	89-91	L
F 16	No. 5 New Mexico	67-76	L
F 17	Wyoming	101-77	W
F 24	Utah	93-90	W
M 1	at Arizona State	97-99	L
M 2	at Arizona	85-96	L

1968-69

Record, Conference: 16-12, 6-4, T1st WAC
H/A/N: 11-1/2-9/3-2
Long Win/Loss Streak: 5/2
Vs. Ranked Teams: 0-2
Coach: Stan Watts

DATE	OPPONENT	SCORE	W/L
N 30	So. California	95-86	W
D 5	at New Mexico State	65-83	L
D 7	Seattle	102-90	W
D 13	at San Francisco*	75-79	L
D 14	vs. No. 12 Houston*	75-98	L
D 20	Oregon State	89-67	W
D 21	Denver	97-67	W
D 23	Syracuse	73-77	L
D 26	vs. California ^	82-74	W
D 28	vs. Oregon ^ (OT)	74-82	L
D 30	vs. Oregon State (OT)	69-64	W
J 3	at Stanford	95-89	W
J 4	at Stanford	78-94	L
J 11	at Utah State	84-91	L
J 16	Wyoming	89-78	W
J 18	New Mexico	75-65	W
J 23	at Arizona	70-76	L
J 25	at Arizona State	94-109	L
J 30	Utah State	113-82	W
F 1	Saint Francis	98-85	W
F 8	Utah	73-67	W
F 13	Arizona State	102-89	W
F 15	Arizona	70-66	W
F 22	at Utah	85-98	L
F 27	at New Mexico (OT)	77-71	W
M 1	at Wyoming	69-79	L
M 5	vs. Wyoming	95-82	W
M 8	at New Mexico State#	62-74	L

* Cable Car Classic

^ Far West Classic

NCAA (Las Cruces)

1969-70

Record, Conference: 8-18, 4-10, 7th WAC
H/A/N: 6-6/1-10/1-2
Long Win/Loss Streak: 2/7
Vs. Ranked Teams: 0-2
Coach: Stan Watts

DATE	OPPONENT	SCORE	W/L
D 5	California	98-79	W
D 6	California	75-77	L
D 11	No. 3 New Mexico State (OT)	78-80	L
D 13	San Jose State	92-77	W
D 18	at Texas Tech	88-81	W
D 20	at Texas (2OT)	73-76	L
D 22	at Denver	56-73	L
D 27	vs. Cornell*	62-68	L
D 29	vs. Georgia* (2OT)	89-82	W
D 30	vs. Wake Forest*	93-108	L
J 3	at Utah	76-82	L
J 8	at Arizona	77-90	L
J 10	at Arizona State	88-98	L
J 15	at Utah State	94-97	L
J 24	Utah	81-91	L
J 29	New Mexico	77-90	L
J 31	UTEP	87-72	W
F 5	at Colorado State	71-94	L
F 7	at Wyoming	73-98	L
F 12	Arizona State	97-91	W
F 14	Arizona	93-78	W
F 19	Wyoming	71-73	L
F 21	Colorado State	96-84	W
F 26	at UTEP	70-81	L
F 28	at New Mexico	68-82	L
M 4	No. 18 Utah State	73-86	L

* Quaker City Tournament

ALL-TIME SEASON RESULTS

1970-71

Record, Conference: 18-11, 10-4, 1st WAC
 H/A/N: 12-0/5-9/1-2
 Postseason: 0-2 NCAA
 Long Win/Loss Streak: 5/3
 Highest Rank: 20th AP
 Final Rank: 20th AP
 Vs. Ranked Teams: 3-3
 Coach: Stan Watts

DATE	OPPONENT	SCORE	W/L
D 4	Stanford	70-62	W
D 5	Stanford	85-64	W
D 7	New Mexico State	86-75	W
D 11	at No. 9 So. California	65-101	L
D 12	at Oregon State	80-99	L
D 14	at Seattle	80-99	L
D 16	Denver	100-72	W
D 19	No. 15 Utah State	111-83	W
D 22	at Santa Clara*	68-67	W
D 29	vs. No. 11 Villanova* (OT)	102-93	W
D 30	at Hawaii*	90-94	L
J 8	at New Mexico	72-62	W
J 9	at UTEP	64-66	L
J 15	Colorado State	75-73	W
J 17	Wyoming	82-68	W
J 23	at No. 12 Utah State	70-72	L
J 28	at Arizona	86-87	L
J 30	at Arizona	76-81	L
F 6	Utah	103-89	W
F 11	UTEP	75-48	W
F 13	New Mexico	70-68	W
F 19	at Wyoming	72-78	L
F 20	at Colorado State (2OT)	98-92	W
F 26	Arizona	95-83	W
F 27	Arizona State	83-74	W
M 6	at Utah	98-87	W
M 13	at No. 16 Utah State	91-82	W
M 18	vs. No. 1 UCLA#	73-91	L
M 20	vs. Pacific#	81-84	L

* Rainbow Classic
 # NCAA (Salt Lake City)

1971-72

Record, Conference: 21-5, 12-2, 1st WAC
 H/A/N: 12-0/7-3/2-2
 Long Win/Loss Streak: 10/1
 Highest Rank: 6th AP
 Final Rank: 9th AP
 Vs. Ranked Teams: 0-2
 Coach: Stan Watts

DATE	OPPONENT	SCORE	W/L
D 3	Kansas State*	78-72	W
D 4	St. Joseph's*	73-72	W
D 9	New Mexico State	90-80	W
D 11	Creighton	96-68	W
D 15	at Oklahoma State	84-74	W
D 17	at Kansas ^	67-83	L
D 18	vs. Cincinnati ^	82-79	W
D 22	at Utah State	87-84	W
D 28	vs. No. 7 Indiana+	50-61	L
D 29	vs. Rice+	96-73	W
J 7	Arizona State	111-102	W
J 8	Arizona	88-67	W
J 15	at Utah	67-61	W
J 22	Utah State	101-82	W
J 27	at Colorado State	75-68	W
J 29	at Wyoming	101-74	W
F 3	New Mexico	70-62	W
F 5	UTEP (2OT)	57-53	W
F 11	at Arizona	86-78	W
F 12	at Arizona State	95-99	L
F 19	Utah	79-66	W
F 25	Wyoming	70-56	W
F 26	Colorado State	105-85	W
M 3	at UTEP	69-73	L
M 4	at New Mexico	61-60	W
M 11	vs. No. 5 Long Beach State# (OT)	90-95	L

* BYU Basketball Classic
 ^ Jayhawk Classic
 + Old Dominion Classic
 # NCAA (Pocatello)

1972-73

Record, Conference: 19-7, 9-5, T2nd WAC
 H/A/N: 11-3/5-3/3-1
 Long Win/Loss Streak: 9/2
 Highest Rank: 12th AP
 Vs. Ranked Teams: 2-1
 Coach: Glenn Potter

DATE	OPPONENT	SCORE	W/L
D 1	Santa Clara	84-73	W
D 2	Santa Clara	64-66	L
D 7	vs. No. 18 Michigan	83-77	W
D 9	Wisconsin-Milwaukee	101-83	W
D 13	Oklahoma State	96-69	W



GLENN POTTER

Years: 1972-75 (3)

Record: 42-36 (.538)

D 16	Utah State	88-80	W
D 22	Cal-State Fullerton	89-68	W
D 28	vs. Texas A&M*	83-81	W
D 29	vs. No. 12 Florida State*	80-77	W
D 30	vs. No. 6 Long Beach State*	89-101	L
J 5	Colorado State (OT)	86-93	L
J 6	Wyoming	62-58	W
J 11	at New Mexico	62-69	L
J 12	at UTEP	56-55	W
J 17	Niagara	93-83	W
J 20	at Utah State	79-69	W
J 25	Arizona	93-79	W
J 27	Arizona State	81-67	W
F 3	Utah	89-73	W
F 9	at Wyoming	67-54	W
F 10	at Colorado State	78-74	W
F 15	UTEP	48-43	W
F 17	New Mexico	66-76	L
F 23	at Arizona State	90-86	W
F 24	at Arizona	94-100	L
M 3	at Utah	71-86	L

* All College Tournament

1973-74

Record, Conference: 11-15, 6-8, 6th WAC
 H/A/N: 6-4/3-10/2-1
 Long Win/Loss Streak: 3/4
 Vs. Ranked Teams: 1-3
 Coach: Glenn Potter

DATE	OPPONENT	SCORE	W/L
N 30	Weber State	77-76	W
D 1	Idaho State	83-82	W
D 7	at New Mexico State	72-78	L
D 8	at New Mexico State	74-93	L
D 13	at Denver	97-87	W
D 15	at No. 15 Kansas State	85-95	L
D 17	at Creighton in Omaha	86-99	L
D 22	Utah State	86-87	L
D 26	vs. No. 7 Indiana*	52-96	L
D 28	vs. Army*	81-72	W
D 29	vs. West Virginia*	85-83	W
J 4	at UTEP	62-58	W
J 5	at No. 12 New Mexico	75-84	L
J 12	at Utah	86-104	L
J 19	at Utah State	86-93	L
J 25	No. 20 Arizona State	89-71	W
J 26	Arizona	91-93	L
J 31	at Colorado State	52-69	L
F 2	at Wyoming (OT)	78-75	W
F 7	New Mexico	77-96	L
F 9	UTEP	56-54	W
F 16	Utah	74-89	L
F 21	at Arizona	90-118	L
F 23	at Arizona State	77-100	L
F 28	Wyoming	74-62	W
M 2	Colorado State	70-69	W

* Far West Classic

1974-75

Record, Conference: 12-14, 5-9, 6th WAC
 H/A: 9-6/3-8
 Long Win/Loss Streak: 3/4
 Vs. Ranked Teams: 1-4
 Coach: Glenn Potter

DATE	OPPONENT	SCORE	W/L
N 29	Texas	80-72	W
D 6	at Weber State	63-76	L
D 7	Wichita State	69-80	L

D 13	at San Francisco	84-103	L
D 14	at Seattle	85-72	W
D 20	Rhode Island	82-49	W
D 21	Denver	90-89	W
D 28	Utah State	79-83	L
D 30	Bradley	100-87	W
D 31	Davidson	90-76	W
J 4	NE Louisiana	100-81	W
J 10	No. 12 Arizona State	80-110	L
J 11	No. 10 Arizona	66-83	L
J 18	at Utah	73-91	L
J 24	at UTEP	60-86	L
J 25	at New Mexico	96-78	W
F 1	at Utah State	84-92	L
F 7	Colorado State	88-75	W
F 8	Wyoming	75-73	W
F 14	at No. 19 Arizona	81-97	L
F 15	at No. 8 Arizona State	79-99	L
F 22	Utah	73-79	L
F 28	New Mexico (OT)	72-77	L
M 1	No. 15 UTEP	65-54	W
M 7	at Wyoming	67-64	W
M 8	at Colorado State	81-92	L



FRANK ARNOLD

Years: 1975-83 (8)

Record: 137-94 (.593)

1975-76

Record, Conference: 12-14, 6-8, T5th WAC
 H/A/N: 7-5/4-9/1-0
 Long Win/Loss Streak: 3/5
 Coach: Frank Arnold

DATE	OPPONENT	SCORE	W/L
D 4	at Pacific	66-71	L
D 6	at Pacific	89-62	W
D 12	Long Beach State*	84-76	W
D 13	St. John's*	65-78	L
D 17	at Utah State	76-87	L
D 19	Nevada-Reno	85-76	W
D 20	Weber State	89-80	W
D 22	at New Mexico State	79-90	L
D 29	vs. Texas ^ (OT)	91-86	W
D 30	at Old Dominion ^	80-77	W
J 2	at Niagara	60-75	L
J 10	Utah State	73-75	L
J 16	at Arizona	78-79	L
J 17	at Arizona State	68-83	L
J 24	Utah	74-76	L
J 30	New Mexico	81-67	W
J 31	UTEP	56-57	L
F 6	at Wyoming	94-80	W
F 7	at Colorado State	84-93	L
F 13	Arizona State	93-89	W
F 14	Arizona (OT)	79-74	W
F 21	at Utah	84-83	W
F 26	at UTEP	50-51	L
F 28	at New Mexico	74-79	L
M 5	Colorado State	81-85	L
M 6	Wyoming	82-60	W

* Cougar Classic

^ Old Dominion Classic

ALL-TIME SEASON RESULTS

1976-77

Record, Conference: 12-15, 4-10, 7th WAC
 H/A/N: 6-6/4-9/2-0
 Long Win/Loss Streak: 3/5
 Vs. Ranked Teams: 0-4
 Coach: Frank Arnold

DATE	OPPONENT	SCORE	W/L
N 26	Idaho State	102-84	W
N 27	at Weber State	75-96	L
D 1	Boise State	76-75	W
D 4	at Utah State (OT)	93-95	L
D 10	Seattle*	91-65	W
D 11	Niagara*	65-52	W
D 18	at Davidson	89-61	W
D 20	at No. 11 North Carolina	93-113	L
D 22	at Wichita State	63-69	L
D 27	vs. St. Joseph's ^	68-56	W
D 29	at Oklahoma City ^	68-78	L
D 30	vs. California ^	75-70	W
J 8	Utah State	85-77	W
J 14	Colorado State	41-49	L
J 15	Wyoming	97-64	W
J 20	at Arizona State (OT)	84-86	L
J 22	at No. 16 Arizona	85-113	L
J 27	UTEP	54-62	L
J 29	New Mexico	65-73	L
F 5	at Utah	61-81	L
F 10	at Wyoming	82-72	W
F 12	at Colorado State	67-78	L
F 17	No. 17 Arizona	62-64	L
F 19	Arizona State	65-84	L
F 25	at New Mexico	88-80	W
F 26	at UTEP	65-63	W
M 5	No. 20 Utah	54-67	L

1977-78

Record, Conference: 12-18, 6-8, T4th WAC
 H/A/N: 9-4/3-12/0-2
 Long Win/Loss Streak: 3/4
 Vs. Ranked Teams: 0-4
 Coach: Frank Arnold

DATE	OPPONENT	SCORE	W/L
N 26	at UCLA	73-75	L
N 28	Long Beach State	100-91	W
N 29	at Nevada-Reno	66-100	L
D 3	at Idaho State	87-94	L
D 9	Montana*	72-76	L
D 10	Cal-State Fullerton*	75-80	L
D 13	McNeese State	78-68	W
D 16	at Illinois	74-81	L
D 17	at Bradley	86-79	W
D 21	at Utah State	89-91	L
D 23	at San Diego State	88-104	L
D 28	vs. No. 2 North Carolina ^	81-94	L
D 29	vs. Rhode Island ^	87-92	L
D 30	at Hawaii ^	88-78	W
J 3	Weber State	81-76	W
J 7	Utah State (2OT)	85-84	W
J 12	at Wyoming	82-89	L
J 14	at Colorado State	66-76	L
J 19	Arizona	87-86	W
J 21	Arizona State	96-89	W
J 26	at No. 10 New Mexico	82-95	L
J 28	at UTEP (OT)	78-76	W
F 4	Utah	76-89	L
F 10	Colorado State	98-81	W
F 11	Wyoming	76-56	W
F 16	at Arizona State	75-76	L
F 18	at Arizona	90-104	L
F 23	UTEP	73-64	W
F 25	No. 5 New Mexico	66-71	L
M 4	at No. 19 Utah	74-81	L

1978-79

Record, Conference: 20-8, 10-2, 1st WAC
 H/A/N: 14-0/5-6/1-2
 Long Win/Loss Streak: 5/2
 Vs. Ranked Teams: 0-2
 Coach: Frank Arnold

DATE	OPPONENT	SCORE	W/L
N 24	Hawaii	93-69	W
N 25	Portland State	111-82	W
D 1	at Baylor	92-86	W
D 2	at No. 13 Texas	57-96	L
D 6	Utah State	99-80	W
D 8	St. Joseph's*	90-71	W
D 9	Purdue*	76-64	W
D 14	at Rhode Island	76-85	L
D 16	at St. John's	83-90	L
D 21	Harvard	113-72	W
D 23	Oral Roberts	120-104	W
D 29	vs. Georgia Tech ^	81-83	L

D 30	vs. Houston ^	84-77	W
J 4	Denver	92-53	W
J 6	at Utah State	68-84	L
J 11	UTEP	80-56	W
J 13	New Mexico	100-83	W
J 20	at Utah	90-76	W
J 25	at Colorado State	98-83	W
J 27	at Wyoming (OT)	69-71	L
F 3	San Diego State	88-80	W
F 9	at New Mexico	65-66	L
F 10	at UTEP	77-58	W
F 17	Utah	76-50	W
F 22	Wyoming	78-73	W
F 24	Colorado State	66-61	W
M 1	at San Diego State	96-95	W
M 10	vs. No. 19 San Francisco#	63-86	L

1979-80

Record, Conference: 24-5, 13-1, 1st WAC
 H/A/N: 12-2/10-1/2-2
 Long Win/Loss Streak: 12/1
 Highest Rank: 12th AP
 Final Rank: 12th AP
 Vs. Ranked Teams: 0-1
 Coach: Frank Arnold

DATE	OPPONENT	SCORE	W/L
N 30	Illinois	76-86	L
D 1	Baylor	100-58	W
D 7	at Tulsa	73-71	W
D 8	at Oral Roberts	76-75	W
D 11	Cal-State Fullerton	80-64	W
D 14	UC Santa Barbara*	87-65	W
D 15	La Salle* (3OT)	108-106	W
D 18	at Long Beach State	76-78	L
D 22	at Utah State	89-84	W
D 26	vs. Penn State ^	58-50	W
D 28	vs. No. 18 Oregon State ^	71-86	L
D 29	vs. NC-Charlotte ^	104-91	W
J 3	at New Mexico	75-63	W
J 5	at UTEP	70-69	W
J 12	Utah	89-72	W
J 18	Wyoming	53-56	L
J 19	Colorado State	104-82	W
J 24	at San Diego State	123-91	W
J 26	at Hawaii	34-33	W
J 31	UTEP	89-81	W
F 2	New Mexico	89-68	W
F 9	at Utah	83-82	W
F 12	Utah State	84-83	W
F 16	Alaska	93-59	W
F 21	at Colorado State	111-86	W
F 23	at Wyoming	39-30	W
F 28	Hawaii	107-82	W
M 1	San Diego State	114-81	W
M 8	vs. Clemson#	66-71	L

1980-81

Record, Conference: 25-7, 12-4, 3rd WAC
 H/A/N: 13-0/8-6/4-1
 Long Win/Loss Streak: 7/1
 Highest Rank: 15th AP
 Final Rank: 16th AP
 Vs. Ranked Teams: 4-2
 Coach: Frank Arnold

DATE	OPPONENT	SCORE	W/L
N 28	at Washington	80-70	W
N 29	at Oregon State	68-75	L
D 6	at Utah State	82-79	W
D 12	North Texas*	108-92	W
D 13	Saint Mary's*	95-76	W
D 16	Michigan State	82-50	W
D 19	vs. No. 17 Illinois ^	80-75	W
D 20	at Tennessee ^	65-81	L
D 23	at Weber State	85-78	W
D 27	Utah State	104-89	W
J 2	at Air Force	77-65	W
J 3	at UNLV (OT)	92-90	W
J 8	San Diego State	84-73	W
J 10	Hawaii	91-74	W
J 15	at New Mexico	92-87	W
J 17	at UTEP	62-64	L
J 23	Colorado State	66-46	W
J 24	Wyoming	84-70	W
J 31	at No. 9 Utah	56-60	L
F 6	UNLV	86-77	W
F 7	Air Force	62-51	W
F 12	at Hawaii	77-72	W
F 14	at San Diego State	72-73	L
F 19	UTEP	84-75	W
F 21	New Mexico	78-72	W
F 26	at Wyoming (2OT)	84-86	L

F 28	at Colorado State	80-69	W
M 7	No. 9 Utah	95-76	W
M 12	vs. Princeton#	60-51	W
M 14	vs. No. 10 UCLA#	78-55	W
M 19	vs. No. 7 Notre Dame#	51-50	W
M 21	vs. No. 5 Virginia#	60-74	L

1981-82

Record, Conference: 17-13, 9-7, T4th WAC
 H/A/N: 11-5/6-7/0-1
 Long Win/Loss Streak: 6/3
 Highest Rank: 15th AP
 Vs. Ranked Teams: 0-1
 Coach: Frank Arnold

DATE	OPPONENT	SCORE	W/L
N 21	vs. Virginia*	61-63	L
N 27	at UCLA	79-75	W
N 28	at Cal-State Fullerton	81-66	W
D 4	Oregon State	44-56	L
D 5	No. 18 UNLV	63-66	L
D 8	at Utah State	51-43	W
D 11	Idaho State ^	77-71	W
D 12	Western Carolina ^	86-63	W
D 15	Weber State	63-55	W
D 18	at Princeton	39-38	W
D 22	Cal Poly-Pomona	89-65	W
D 26	Utah State	74-79	L
J 2	UTEP	67-60	W
J 4	New Mexico	76-58	W
J 7	at Colorado State	40-50	L
J 9	at Wyoming	42-61	L
J 15	Utah	74-51	W
J 21	Air Force	54-40	W
J 23	Wyoming	25-27	L
J 28	at San Diego State	66-80	L
J 30	at Hawaii	60-62	L
F 6	Colorado State	60-54	W
F 12	at UNLV	50-52	L
F 13	at Air Force	49-41	W
F 19	at Utah	61-68	L
F 25	Hawaii	75-66	W
F 27	San Diego State	106-66	W
M 4	at UTEP	45-43	W
M 6	at New Mexico	65-67	L
M 10	Washington+	63-66	L

1982-83

Record, Conference: 15-14, 11-5, T1st WAC
 H/A/N: 9-6/6-7/0-1
 Long Win/Loss Streak: 5/5
 Vs. Ranked Teams: 0-1
 Coach: Frank Arnold

DATE	OPPONENT	SCORE	W/L
N 26	UCLA	82-85	L
N 27	Iowa	80-91	L
N 30	Utah State	69-75	L
D 4	at Michigan State	55-63	L
D 10	Long Beach State* (OT)	77-81	L
D 11	Fordham*	70-62	W
D 14	at Utah State	68-80	L
D 18	at Boise State	68-67	W
D 21	Providence	66-52	W
D 27	at No. 7 St. John's ^	64-75	L
D 29	vs. St. Joseph's ^	65-68	L
D 31	Princeton	51-32	W
J 6	at Weber State (2OT)	81-84	L
J 14	San Diego State	96-74	W
J 15	Hawaii	86-62	W
J 20	at Colorado State	77-63	W
J 22	at Wyoming	82-64	W
J 24	at Air Force	73-61	W
J 27	UTEP	49-65	L
J 29	New Mexico	66-48	W
F 5	at Utah	72-75	L
F 10	at Hawaii	69-80	L
F 12	at San Diego State	69-67	W
F 17	Colorado State	69-58	W
F 19	Air Force	66-57	W
F 25	at New Mexico	70-71	L
F 27	at UTEP	58-54	W
M 5	Utah (3OT)	62-64	L
M 12	Wyoming	54-41	W

* Cougar Classic

^ Volunteer Classic

NCAA (Providence/Atlanta)

^ Holiday Festival

ALL-TIME SEASON RESULTS



LADELL ANDERSEN
Years: 1983-89 (6)
Record: 114-71 (.616)

1983-84

Record, Conference: 20-11, 12-4, 2nd WAC
H/A/N: 14-1/5-8/1-2
Long Win/Loss Streak: 4/2
Vs. Ranked Teams: 1-5
Coach: Ladell Andersen

DATE	OPPONENT	SCORE	W/L
N 26	at Utah State	78-90	L
N 30	Hofstra	119-84	W
D 9	Utah State*	81-83	L
D 10	Saint Mary's (Calif.)*	106-74	W
D 16	vs. VCU ^	81-77	W
D 17	at No. 2 Kentucky ^	59-93	L
D 21	Oregon	79-78	W
D 23	Boise State	66-54	W
D 28	at No. 7 UCLA	73-82	L
J 7	Weber State (OT)	86-81	W
J 14	Utah (2OT)	113-105	W
J 19	at Hawaii	95-77	W
J 21	at San Diego State	75-79	L
J 26	Wyoming	74-61	W
J 28	Air Force	69-49	W
J 30	Colorado State	73-57	W
F 2	at New Mexico	86-73	W
F 4	at No. 7 UTEP	77-86	L
F 8	at Utah	82-79	W
F 11	at No. 3 Georgetown	51-67	L
F 14	Hawaii (2OT)	87-85	W
F 16	San Diego State (OT)	94-92	W
F 18	Notre Dame	68-64	W
F 23	at Colorado State	65-70	L
F 25	at Wyoming	55-56	L
F 27	at Air Force	71-67	W
M 1	No. 8 UTEP	83-65	W
M 3	New Mexico	80-73	W
M 9	vs. New Mexico+	55-64	L
M 15	at UAB#	84-68	W
M 17	vs. No. 3 Kentucky#	68-93	L

* Cougar Classic
^ Kentucky Invitational
+ WAC Tournament (El Paso)
NCAA (Birmingham)

1984-85

Record, Conference: 15-14, 9-7, T3rd WAC
H/A/N: 9-5/4-7/2-2
Long Win/Loss Streak: 5/4
Vs. Ranked Teams: 1-0
Coach: Ladell Andersen

DATE	OPPONENT	SCORE	W/L
N 30	vs. La Salle*	73-74	L
D 1	vs. Pacific*	72-63	W
D 4	Utah State	93-97	L
D 8	at Weber State	79-87	L
D 11	at Utah State (OT)	91-92	L
D 14	SW Missouri ^	66-46	W
D 15	Hofstra ^	86-76	W
D 19	UCLA	89-81	W
D 22	No. 7 Washington	84-75	W
D 28	vs. Villanova+	61-91	L
D 29	vs. Yale+	73-58	W
J 3	UTEP	62-60	W
J 5	New Mexico	70-76	L
J 12	at San Diego State	70-89	L
J 14	at Hawaii (OT)	88-78	W
J 17	at Air Force	79-72	W
J 19	at Colorado State	65-64	W
J 24	Wyoming	78-65	W

J 26	at Utah	63-62	W
J 31	San Diego State	71-77	L
F 2	Air Force	66-60	W
F 7	at New Mexico	74-76	L
F 9	at UTEP (3OT)	86-97	L
F 14	Colorado State	77-69	W
F 16	Air Force	71-61	W
F 23	at Notre Dame	58-67	L
F 28	at Wyoming	66-78	L
M 2	Utah (3OT)	85-86	L
M 4	Air Force**	79-82	L

* Stanford Invitational
^ Cougar Classic
+ Cotton States Classic
** WAC Tournament (Provo)

1985-86

Record, Conference: 18-14, 11-5, 4th WAC
H/A/N: 12-4/5-8/1-2
Long Win/Loss Streak: 12/3
Vs. Ranked Teams: 2-1
Coach: Ladell Andersen

DATE	OPPONENT	SCORE	W/L
N 30	Washington State	65-69	L
D 3	at Utah State	80-82	L
D 6	vs. TCU*	50-63	L
D 7	vs. Fordham*	75-72	W
D 10	Utah State	76-88	L
D 13	Long Beach State ^	94-75	W
D 14	Pepperdine ^	73-83	L
D 19	at Washington	68-74	L
D 21	at Oregon	69-72	L
D 28	Weber State (OT)	88-86	W
J 2	at No. 19 UTEP	64-69	L
J 4	at New Mexico	57-60	L
J 10	Hawaii	80-66	W
J 11	San Diego State	82-70	W
J 13	No. 16 Notre Dame (OT)	80-76	W
J 17	at Colorado State	68-63	W
J 18	at Air Force	65-57	W
J 21	at Oral Roberts	67-65	W
J 23	Air Force	66-45	F
J 25	Utah	87-69	W
F 6	at San Diego State	81-71	W
F 8	at Hawaii	74-66	W
F 14	New Mexico	76-67	W
F 15	No. 15 UTEP	72-69	W
F 20	at Wyoming	56-66	L
F 22	at Utah	71-74	L
F 27	Colorado State	86-76	W
M 1	Wyoming	62-65	L
M 6	vs. New Mexico**	68-79	L
M 13	SMU+	67-63	W
M 18	UC Irvine+	93-80	W
M 21	at Ohio State+	68-79	L

* Kactus Classic
^ Cougar Classic
** WAC Tournament
+ NIT

1986-87

Record, Conference: 21-11, 12-4, 2nd WAC
H/A/N: 10-4/9-6/2-1
Long Win/Loss Streak: 8/2
Vs. Ranked Teams: 1-2
Coach: Ladell Andersen

DATE	OPPONENT	SCORE	W/L
N 21	at Oklahoma*	110-119	L
D 3	Utah State	100-86	W
D 6	at Notre Dame	46-62	L
D 9	at No. 4 Iowa	75-86	L
D 12	Arizona State ^	91-85	W
D 13	UC-Fullerton ^	56-59	L
D 16	at Utah State	97-93	W
D 18	at Weber State	84-69	W
D 20	Oral Roberts	95-73	W
D 23	No. 14 Pittsburgh	93-73	W
D 29	vs. Michigan State+	96-88	W
D 30	at Santa Clara+	77-66	W
J 2	Colorado State (OT)	75-67	F
J 3	Wyoming	77-74	W
J 6	SW Missouri (OT)	61-62	L
J 9	at UTEP	73-66	W
J 10	at New Mexico	89-102	L
J 15	San Diego State	94-82	W
J 17	Hawaii	90-79	W
J 22	Air Force	87-69	W
J 24	at Utah	80-70	W
J 30	at Air Force	91-93	L
J 31	at Colorado State	51-49	W
F 5	New Mexico	98-73	W
F 7	UTEP (OT)	91-93	L
F 14	Utah	58-65	L
F 21	at Wyoming	67-63	W
F 26	at San Diego State	85-68	W
F 28	at Hawaii	100-80	W
M 5	vs. Air Force** (OT)	82-79	W

M 6	at New Mexico**	86-93	L
M 12	vs. No. 16 New Orleans#	79-83	L
	* Coca-Cola NIT Classic		
	^ Cougar Classic		
	+ Cable Car Classic		
	** WAC Tournament		
	# NCAA (Birmingham)		

1987-88

Record, Conference: 26-6, 13-3, 1st WAC
H/A/N: 17-1/9-3/1-1
Long Win/Loss Streak: 17/1
Highest Rank: 2nd AP
Final Rank: 19th AP
Vs. Ranked Teams: 3-0
Coach: Ladell Andersen

DATE	OPPONENT	SCORE	W/L
N 27	Montana State	90-89	W
D 1	at Utah State	96-92	W
D 3	at Washington State	60-54	W
D 5	at UCLA	87-80	W
D 11	Weber State*	104-71	W
D 12	Chicago State*	91-60	W
D 19	Utah State (OT)	121-112	W
D 29	La Salle	95-82	W
J 2	Cent. Connecticut	109-76	W
J 7	Hawaii	97-66	W
J 9	San Diego State	92-65	W
J 15	at No. 12 Wyoming	83-67	W
J 21	at No. 18 UTEP	81-71	W
J 23	at New Mexico	89-82	W
J 30	Air Force	95-75	W
F 2	Tulsa	72-57	W
F 4	Utah	82-64	W
F 6	at Ala.-Birmingham	83-102	L
F 9	Miami (Fla.)	99-86	W
F 11	No. 18 Wyoming	78-69	W
F 13	Colorado State	86-80	W
F 18	at San Diego State (OT)	80-82	L
F 20	at Hawaii	72-70	W
F 23	at Colorado State	75-67	W
F 25	at Air Force	76-62	W
F 27	at Utah	60-62	L
M 3	New Mexico	89-82	W
M 5	UTEP (2OT)	80-83	L
M 10	Hawaii ^	76-74	W
M 11	UTEP ^	63-66	L
M 17	vs. UNC-Charlotte#	98-92	W
M 19	vs. Louisville#	76-97	L

* Cougar Classic
^ WAC Tournament (Provo)
NCAA (Atlanta)

1988-89

Record, Conference: 14-15, 7-9, 5th WAC
H/A/N: 10-5/3-8/1-2
Long Win/Loss Streak: 3/4
Coach: Ladell Andersen

DATE	OPPONENT	SCORE	W/L
N 25	vs. Northeastern*	87-78	W
N 26	vs. St. John's*	77-83	L
D 1	at Weber State	78-80	L
D 3	UCLA	87-97	L
D 9	Texas-Arlington ^	87-70	W
D 10	Saint Mary's (Calif.) ^	69-70	L
D 17	Utah State	96-85	W
D 21	at Utah State	74-72	W
D 23	Brown	90-65	W
J 5	at New Mexico	84-88	L
J 7	at UTEP	76-91	L
J 12	San Diego State	85-81	W
J 14	Hawaii	73-77	L
J 19	at Air Force (OT)	89-88	W
J 21	at Colorado State	84-69	W
J 24	Air Force	78-79	L
J 28	Wichita State	93-92	W
F 2	at Utah	86-90	L
F 4	at Miami (Fla.)	86-107	L
F 9	at San Diego State	74-89	L
F 11	at Hawaii	66-68	L
F 14	UC-Berkeley	87-74	W
F 16	UTEP	84-76	W
F 18	New Mexico	90-79	W
F 23	at Wyoming	65-72	L
F 25	Utah	81-74	W
M 2	Wyoming	71-67	W
M 4	Colorado State	72-89	L
M 10	vs. Hawaii+	69-72	L

* Lapchick Tournament
^ Cougar Classic
+ WAC Tournament (Salt Lake City)

ALL-TIME SEASON RESULTS



ROGER REID
Years: 1989-96 (8)
Record: 152-77 (.664)

1989-90

Record: 21-9
Conference: 11-5, T1st WAC
Home: 15-0
Road: 6-7
Neutral: 0-2
Postseason: 0-1 NCAA
Long Win Streak: 10
Long Loss Streak: 3
Vs. Ranked Teams: 0-1
Coach: Roger Reid

DATE	OPPONENT	SCORE	W/L
N 24	Siena	83-62	W
N 25	E. Washington	96-84	W
N 28	Weber State	81-65	W
N 30	at Utah State	71-65	W
D 2	at Penn State	72-82	L
D 5	at Arizona State	65-64	W
D 8	North Texas*	97-68	W
D 9	UAB*	98-82	W
D 12	Utah State	69-68	W
D 21	Northwestern	69-68	L
D 23	at California	63-85	L
J 4	at Hawaii	71-80	L
J 6	at San Diego State	63-60	W
J 11	UTEP (OT)	69-67	W
J 13	New Mexico	79-78	W
J 18	at Air Force	64-56	W
J 20	at Wyoming	65-60	W
J 25	Utah	65-49	W
J 27	Colorado State	67-52	W
F 1	San Diego State	75-58	W
F 3	Hawaii	68-65	W
F 7	at Tulsa	66-64	W
F 10	at Utah	73-89	L
F 15	at New Mexico	51-60	L
F 17	at UTEP	63-64	L
F 22	Wyoming	75-64	W
F 24	Air Force	67-42	W
M 1	at Colorado State	57-59	L
M 8	vs. Utah (OT)+	61-62	L
M 15	vs. No. 17 Clemson!#	47-49	L

! (win later vacated by the NCAA)

* Cougar Classic

+ WAC Tournament (El Paso)

NCAA (Hartford)

1990-91

Record, Conference: 21-13, 11-5, 2nd WAC
H/A/N: 10-6/7-4/4-3
Long Win/Loss Streak: 5/2
Vs. Ranked Teams: 1-5
Coach: Roger Reid

DATE	OPPONENT	SCORE	W/L
N 14	East Tennessee State*	80-83	L
N 24	Utah State	98-94	W
N 29	at Weber State	69-57	W
D 1	at Utah State	63-58	W
D 4	at La Salle	81-93	L
D 7	Eastern Kentucky	90-86	W
D 8	No. 17 St. John's ^	62-67	L
D 12	Arizona State	74-82	L
D 19	James Madison	84-66	W
D 21	Stetson	75-77	L
D 22	Tulsa	62-60	W
D 27	vs. No. 12 S. Carolina+	49-52	L
D 29	vs. Rutgers+	70-85	L
J 3	at San Diego State	73-61	W

J 5	at Hawaii	65-74	L
J 10	UTEP	83-67	W
J 12	New Mexico	72-65	W
J 17	at Colorado State	72-55	W
J 19	at Wyoming	80-86	L
J 25	Air Force	72-55	W
J 26	Wyoming	72-77	L
J 31	Colorado State	69-52	W
F 2	at UTEP	69-65	W
F 7	San Diego State	75-55	W
F 9	Hawaii	82-74	W
F 14	at New Mexico	83-76	W
F 16	at No. 14 Utah	74-81	L
F 23	at Air Force	70-61	W
M 2	No. 9 Utah (OT)	71-72	L
M 7	vs. Colorado State**	69-56	W
M 8	vs. Hawaii** (OT)	73-71	W
M 9	vs. No. 8 Utah** (OT)	51-49	W
M 14	vs. Virginia#	61-48	W
M 16	vs. No. 8 Arizona#	61-76	L
J 30	at Wyoming	77-64	W
F 4	Colorado State	81-57	W
F 6	Wyoming	75-62	W
F 11	at Hawaii	62-56	W
F 13	at San Diego State	80-73	W
F 18	Fresno State	90-74	W
F 20	Air Force	98-80	W
F 25	Sacramento State	128-78	W
F 27	at No. 11 Utah	83-89	L
M 4	at UTEP	84-63	W
M 6	at New Mexico	76-79	L
M 11	vs. Hawaii**	85-71	W
M 12	vs. New Mexico**	59-68	L
M 18	vs. SMU#	80-71	W
M 20	vs. No. 9 Kansas#	76-90	L

* Dodge Nit

^ Cougar Classic

+ Holiday Festival

** WAC Tournament (Laramie)

NCAA (Salt Lake City)

1991-92

Record, Conference: 25-7, 12-4, T1st WAC
H/A/N: 14-1/7-4/4-2
Long Win/Loss Streak: 7/1
Vs. Ranked Teams: 1-2
Coach: Roger Reid

DATE	OPPONENT	SCORE	W/L
N 26	at Utah State	82-66	W
D 5	at Tulsa	102-86	W
D 7	at James Madison	66-63	W
D 13	Utah State*	93-77	W
D 14	Princeton*	65-59	W
D 19	McNeese State	104-64	W
D 21	Weber State	81-68	W
D 28	vs. No. 11 Michigan ^	83-86	L
D 29	vs. Florida ^	79-73	W
J 4	Tennessee Tech	95-68	W
J 9	at UTEP	69-89	L
J 11	Colorado State	72-51	W
J 16	Wyoming	68-59	W
J 18	Air Force	66-45	W
J 23	at Wyoming	67-72	L
J 25	at Colorado State (OT)	79-74	W
J 30	New Mexico	85-65	W
F 1	No. 19 UTEP	80-63	W
F 6	at San Diego State	89-59	W
F 8	at Hawaii	83-87	L
F 13	at Air Force	68-60	W
F 15	La Salle	80-81	L
F 20	Utah	58-56	W
F 22	at New Mexico (OT)	84-95	L
F 27	Hawaii	81-64	W
F 29	San Diego State	98-78	W
M 3	Cal State Northridge	100-68	W
M 7	at Utah	87-73	W
M 12	vs. Air Force+	72-51	W
M 13	vs. Utah+	75-62	W
M 14	vs. UTEP+	73-71	W
M 19	vs. No. 25 LSU#	83-94	L

* Cougar Classic

^ Red Lobster (Orlando)

+ WAC Tournament (Fort Collins)

NCAA (Boise)

1992-93

Record, Conference: 25-9, 15-3, T1st WAC
H/A/N: 13-1/8-3/4-5
Long Win/Loss Streak: 13/3
Highest Rank: 21st AP
Vs. Ranked Teams: 1-3
Coach: Roger Reid

DATE	OPPONENT	SCORE	W/L
D 1	Arizona State	108-98	W
D 4	at Utah State	93-83	W
D 8	at Weber State (OT)	77-83	L
D 11	Southern Utah*	108-62	W
D 12	Georgia*	74-64	W
D 18	Utah State	89-65	W
D 21	vs. No. 9 Oklahoma ^	76-75	W
D 22	vs. Memphis State ^ (OT)	73-67	W
D 23	vs. No. 1 Duke ^	66-89	L
D 28	vs. Oregon+	70-76	L
D 29	vs. Oregon State+	79-93	W
J 2	UTEP	79-73	W
J 4	New Mexico	70-56	W
J 9	Utah	53-54	L
J 14	at Fresno State	72-57	W
J 16	at Air Force	103-68	W
J 21	San Diego State	76-64	W
J 23	Hawaii (OT)	84-80	W
J 28	at Colorado State	70-63	W

1993-94

Record, Conference: 22-10, 12-6, 3rd WAC
H/A/N: 14-2/5-6/3-2
Long Win/Loss Streak: 6/2
Vs. Ranked Teams: 0-1
Coach: Roger Reid

DATE	OPPONENT	SCORE	W/L
N 27	at Arizona State	95-106	L
D 3	vs. S. Carolina*	72-68	W
D 4	vs. No. 4 N. Carolina*	65-97	L
D 10	Nicholls State	111-96	W
D 11	Oklahoma Baptist ^	78-76	W
D 14	Utah	78-65	W
D 17	Texas Tech	84-74	W
D 21	Weber State	92-79	W
D 28	W. Washington	106-74	W
J 3	at New Mexico	68-74	L
J 5	at UTEP	67-59	W
J 8	at Utah	64-62	W
J 13	Fresno State	73-65	W
J 15	Air Force	87-73	W
J 20	at San Diego State (OT)	83-82	W
J 22	at Hawaii	66-69	L
J 27	Wyoming	82-66	W
J 29	Colorado State	79-66	W
F 3	at Wyoming	65-79	W
F 5	at Colorado State (OT)	72-70	W
F 10	San Diego State	101-87	W
F 12	Hawaii	85-79	W
F 17	at Air Force	94-82	W
F 19	at Fresno State	68-73	L
F 26	Utah	73-70	W
M 3	New Mexico (OT)	82-84	L
M 5	UTEP	61-62	L
M 10	vs. Utah+	96-65	W
M 11	vs. Fresno State+	87-72	W
M 12	vs. Hawaii+	66-73	L
M 17	Arizona State#	74-67	W
M 22	at Fresno State#	66-68	L

* Tournament of Champions (Charlotte)

^ Cougar Classic

+ WAC Tournament (Salt Lake City)

NIT

ALL-TIME SEASON RESULTS

1994-95

Record, Conference: 22-10, 13-5, T2nd WAC
H/A/N: 14-0/5-7/3-3
Long Win/Loss Streak: 7/3
Vs. Ranked Teams: 1-0
Coach: Roger Reid

DATE	OPPONENT	SCORE	W/L
N 23	vs. Oklahoma State*	69-59	W
N 25	vs. Louisville*	75-60	W
N 26	vs. Minnesota*	74-79	L
D 1	at Utah State	59-83	L
D 3	Nevada-Reno	96-80	W
D 6	Mississippi State (OT)	74-68	W
D 9	Southern Utah ^	82-67	W
D 10	Northwestern State ^	80-53	W
D 17	NE Louisiana	87-69	W
D 21	at Weber State	74-86	L
D 29	at San Jose State+	74-61	W
D 30	vs. Santa Clara+	76-55	W
J 3	Utah	64-57	W
J 7	at Air Force	89-68	W
J 9	at Fresno State	69-61	W
J 12	San Diego State	66-57	W
J 14	Hawaii	74-67	W
J 19	at Colorado State	72-80	L
J 21	at Wyoming	58-52	W
J 26	UTEP (OT)	95-89	W
J 28	New Mexico	81-63	W
F 2	at UTEP (OT)	85-88	L
F 4	at New Mexico	74-72	W
F 9	Colorado State	76-68	W
F 11	Wyoming	78-72	W
F 16	at Hawaii	70-73	L
F 18	at San Diego State	52-58	L
F 23	Fresno State	81-59	W
F 25	Air Force	79-72	W
M 4	at Utah	79-87	L
M 9	vs. Colorado State**	73-75	L
M 16	vs. Tulane#	70-76	L

* Great Alaska Shootout
^ Cougar Classic
+ Cable Car Classic (San Jose)
** WAC Tournament (Albuquerque)
NCAA (Memphis)

1995-96

Record, Conference: 15-13, 9-9, 5th WAC
H/A/N: 11-4/4-8/0-1
Long Win/Loss Streak: 4/3
Vs. Ranked Teams: 0-3
Coach: Roger Reid

DATE	OPPONENT	SCORE	W/L
N 25	Boise State	86-71	W
N 28	at Nevada-Reno	77-79	L
D 2	at No. 8 Mississippi State	74-79	L
D 5	Utah State	76-52	W
D 8	Cal State Northridge*	99-74	W
D 9	Louisiana Tech*	74-64	W
D 12	Weber State	91-86	W
D 22	at Texas Tech	71-81	L
D 28	Morgan State	110-69	W
J 2	at No. 15 Utah	77-83	L
J 8	Air Force	68-64	W
J 10	Fresno State	97-84	W
J 13	at San Diego State	76-83	L
J 15	at Hawaii	78-77	W
J 18	Wyoming	84-75	W
J 20	Colorado State	76-78	L
J 25	at New Mexico	77-83	L
J 27	at UTEP	90-82	W
F 1	New Mexico	81-88	L
F 3	UTEP	82-71	W
F 8	at Colorado State	76-81	L
F 10	at Wyoming	81-71	W
F 15	San Diego State	81-68	W
F 17	Hawaii	89-94	L
F 22	at Air Force	80-66	W
F 24	at Fresno State	83-95	L
M 2	No. 10 Utah	85-96	L
M 7	vs. Colorado State+	84-100	L

* Cougar Classic
+ WAC Tournament (Albuquerque)

1996-97

Record, Conference: 1-25, 0-16, 8th WAC
H/A: 1-13/0-12
Long Win/Loss Streak: 1/21
Vs. Ranked Teams: 0-5
Coach: Roger Reid/Tony Ingle

DATE	OPPONENT	SCORE	W/L
N 22	Cal State-Fullerton	67-75	L
N 26	at Washington	44-95	L
N 30	Pacific	58-80	L
D 4	at Weber State	80-97	L
D 10	Utah State	64-61	W
D 13	Boise State*	58-65	L
D 14	Houston*	69-89	L

D 21	at Georgia	65-84	L
D 27	at Penn State	53-75	L
D 31	San Diego State (OT)	86-89	L
J 4	at Wyoming	61-89	L
J 11	No. 9 Utah	51-61	L
J 16	at TCU	61-101	L
J 18	at SMU	50-75	L
J 23	Rice	59-62	L
J 25	No. 24 Tulsa	56-72	L
F 1	at UTEP	49-75	L
F 3	at No. 13 New Mexico	32-74	L
F 6	at No. 5 Utah	49-85	L
F 8	Wyoming	60-72	L
F 13	TCU	80-92	L
F 15	Southern Methodist	62-74	L
F 20	at Tulsa	65-80	L
F 22	at Rice	44-68	L
F 27	No. 11 New Mexico	48-90	L
M 1	UTEP	76-81	L

* Cougar Classic



STEVE CLEVELAND

Years: 1997-2005 (8)
Record: 138-108 (.561)

1997-98

Record, Conference: 9-21, 4-10, 6th WAC
H/A/N: 4-10/4-9/1-2
Long Win/Loss Streak: 2/9
Vs. Ranked Teams: 1-3
Coach: Steve Cleveland

DATE	OPPONENT	SCORE	W/L
N 14	at San Diego State	73-59	W
N 19	Washington State	49-78	L
N 21	Oregon	67-74	L
N 29	at Utah State	69-72	L
D 2	Penn State	50-80	L
D 6	at Boise State	67-83	L
D 9	Washington	68-83	L
D 12	Weber State*	83-70	W
D 13	Pepperdine*	53-52	W
D 22	at California	64-68	L
D 27	at Hawaii	53-73	L
D 28	vs. Virginia	54-72	L
D 29	vs. Ohio State	72-65	W
J 5	at Tulsa	57-53	W
J 10	No. 3 Utah	61-71	L
J 15	Wyoming	60-41	W
J 17	Colorado State	44-55	L
J 22	at UNLV	63-76	L
J 24	at Air Force	61-80	L
J 29	No. 14 New Mexico	54-72	L
J 31	UTEP	59-68	L
F 5	at No. 5 Utah	68-83	L
F 7	Tulsa	59-65	L
F 12	at Colorado State	74-83	L
F 14	at Wyoming	54-77	L
F 19	Air Force	79-60	W
F 21	UNLV	76-84	L
F 26	at No. 16 New Mexico	83-62	W
F 28	at UTEP (30T)	76-75	W
M 3	vs. Tulsa+	56-59	L

* Cougar Classic

+ WAC Tournament (Las Vegas)

1998-99

Record, Conference: 12-16, 6-8, 5th WAC
H/A/N: 9-5/2-10/1-1
Long Win/Loss Streak: 3/4
Vs. Ranked Teams: 0-5
Coach: Steve Cleveland

DATE	OPPONENT	SCORE	W/L
N 13	Wofford	73-67	W
N 19	at Weber State	80-83	L
N 23	at Auburn	43-62	L
N 28	No. 11 Arizona (OT)	74-78	L
D 1	Denver	89-71	W
D 5	at Oregon	62-93	L
D 8	at Washington State	69-70	L
D 11	Louisiana Tech*	76-68	W
D 12	Cal State Northridge*	84-78	W
D 19	California	70-71	L
D 22	at UC Irvine	75-82	L
J 2	Utah State	61-59	W
J 9	at Utah	54-75	L
J 14	at San Diego State	83-76	W
J 16	at Hawaii	60-59	W
J 21	San Jose State	75-44	W
J 23	Fresno State	75-79	L
J 28	at UTEP	72-87	L
J 30	at No. 12 New Mexico	68-78	L
F 6	No. 20 Utah	46-71	L
F 11	Hawaii	81-68	W
F 13	San Diego State	93-76	W
F 18	at Fresno State	71-80	L
F 20	at San Jose State (OT)	74-76	L
F 25	No. 21 New Mexico	64-85	L
F 27	UTEP	85-64	W
M 2	vs. TCU+	90-74	W
M 4	vs. No. 8 Utah+	62-81	L

* Cougar Classic
+ WAC Tournament (Las Vegas)

1999-2000

Record, Conference: 22-11, 7-7, 6th MWC
H/A/N: 14-2/6-9/2-0
Long Win/Loss Streak: 5/2
Vs. Ranked Teams: 0-2
Coach: Steve Cleveland

DATE	OPPONENT	SCORE	W/L
N 20	Cal State-Riverside	91-62	W
N 24	Southern Utah	92-66	W
D 1	at No. 4 Arizona	62-86	L
D 4	at Denver	81-58	W
D 7	Arizona State	78-67	W
D 10	Texas Southern*	76-61	W
D 11	Weber State*	66-53	W
D 18	S. Carolina State	76-43	W
D 21	at South Alabama	63-64	L
D 23	at Florida International (OT)	83-75	W
D 29	at UC Santa Barbara	57-48	W
J 5	UC Irvine	77-66	W
J 8	at Utah State	82-73	W
J 10	at UNLV	77-75	W
J 15	Utah	49-56	L
J 20	Wyoming	87-78	W
J 22	Colorado State	68-47	W
J 27	at Air Force	55-60	L
J 29	at New Mexico	69-78	L
F 3	at San Diego State	72-50	W
F 12	at No. 21 Utah	62-77	L
F 17	New Mexico	74-78	L
F 19	UNLV	83-82	W
F 24	at Colorado State	54-68	L
F 26	at Wyoming	70-85	L
M 2	Air Force	73-52	W
M 4	San Diego State	67-50	W
M 9	vs. New Mexico ^	55-43	W
M 10	vs. Utah ^	58-54	W
M 11	at UNLV ^	56-79	L
M 15	Bowling Green+	81-54	W
M 20	So. Illinois+	82-57	W
M 22	at Notre Dame+	52-64	L

* Cougar Classic
^ MWC Tournament (Las Vegas)

+ NIT

ALL-TIME SEASON RESULTS

2000-01

Record, Conference: 24-9, 10-4, T1st MWC
 H/A/N: 15-0/4-6/5-3
 Long Win/Loss Streak: 6/2
 Coach: Steve Cleveland

DATE	OPPONENT	SCORE	W/L
N 21	Elon College	100-63	W
N 25	UC Santa Barbara	67-53	W
N 30	at San Francisco	70-80	L
D 2	at Arizona State	52-80	L
D 7	Florida International	78-50	W
D 9	vs. Rice	59-49	W
D 14	Southern Utah	58-52	W
D 16	Utah State	69-67	W
D 21	vs. Boise State*	83-67	W
D 22	vs. Iowa State*	71-77	L
D 23	vs. USC*	67-70	L
D 28	at Weber State	84-75	W
D 30	South Alabama	64-42	W
J 2	Idaho	75-47	W
J 6	Texas A&M Corpus C.	84-68	W
J 13	San Diego State	79-50	W
J 15	UNLV	91-63	W
J 20	at Colorado State	55-60	L
J 22	at Wyoming	78-85	L
J 29	Utah	69-61	W
F 1	Air Force	62-45	W
F 3	New Mexico	65-49	W
F 10	at UNLV	56-68	L
F 12	at San Diego State	69-66	W
F 15	Wyoming	79-63	W
F 17	Colorado State	68-51	W
F 24	at Utah	75-82	L
M 1	at New Mexico	72-67	W
M 3	at Air Force	81-50	W
M 8	vs. Air Force ^	69-54	W
M 9	vs. Wyoming ^	77-66	W
M 10	vs. New Mexico ^	69-65	W
M 15	vs. Cincinnati#	59-84	L

* Yahoo Sports Invitational (Laie, HI)
 ^ MWC Tournament (Las Vegas) - Champion
 # NCAA (San Diego)

2001-02

Record, Conference: 18-12, 7-7, T4th MWC
 H/A/N: 16-0/1-11/1-1
 Long Win/Loss Streak: 8/3
 Coach: Steve Cleveland

DATE	OPPONENT	SCORE	W/L
N 17	at San Diego	70-59	W
N 24	Arizona State	82-70	W
N 28	at UC Santa Barbara	58-68	L
D 1	at Utah State (OT)	81-90	L
D 5	Weber State	65-47	W
D 8	Creighton	61-52	W
D 12	Fort Lewis	101-53	W
D 15	Idaho	70-48	W
D 22	vs. No. 13 Stanford*	81-76	W
D 27	Cal State Northridge	84-70	W
D 29	Southern Utah	79-58	W
J 2	San Francisco	65-51	W
J 5	at Pepperdine (OT)	79-82	L
J 12	San Diego State	75-64	W
J 15	UNLV	60-47	W
J 19	at New Mexico	58-73	L
J 21	at Air Force	64-74	L
J 28	at Utah	66-71	L
F 2	Wyoming	85-70	W
F 4	Colorado State	57-52	W
F 9	at UNLV	70-73	L
F 11	at San Diego State	73-77	L
F 16	New Mexico	68-62	W
F 18	Air Force	67-51	W
F 23	Utah	63-61	W
F 28	at Wyoming	60-76	L
M 2	at Colorado State (OT)	75-79	L
M 7	vs. San Diego State ^	51-62	L
M 14	UC Irvine +	78-55	W
M 20	at Memphis +	69-80	L

* Las Vegas Showdown
 ^ MWC Tournament (Las Vegas)
 + NIT

2002-03

Record, Conference: 23-9, 11-3, T1st MWC
 H/A/N: 13-1/6-5/4-3
 Long Win/Loss Streak: 5/2
 Vs. Ranked Teams: 0-2
 Coach: Steve Cleveland

DATE	OPPONENT	SCORE	W/L
N 22	vs. Toledo*	71-56	W
N 23	vs. Kansas State*	73-64	W
N 25	vs. St. Bonaventure*	66-57	W
N 30	Rice	95-56	W
D 4	at Arizona State	64-60	W
D 7	at Creighton	64-74	L

D 11	San Diego	64-49	W
D 14	Utah State	66-56	W
D 21	UC Santa Barbara	69-56	W
D 23	at San Francisco	72-84	L
D 28	Southern Utah	93-60	W
J 2	Pepperdine	84-68	W
J 4	vs. Oklahoma State+	65-78	L
J 8	at Weber State	69-75	L
J 11	Idaho State	77-58	W
J 16	UNLV	85-77	W
J 20	at San Diego State	80-69	W
J 25	Utah	75-79	L
F 1	New Mexico	80-64	W
F 3	Air Force	65-33	W
F 8	at Wyoming	74-66	W
F 10	at Colorado State	77-66	W
F 14	at UNLV	54-61	L
F 17	San Diego State	66-64	W
F 24	at No. 23 Utah	64-71	L
M 1	at Air Force	56-43	W
M 3	at New Mexico	91-81	W
M 6	Wyoming	69-50	W
M 8	Colorado State	67-55	W
M 13	vs. New Mexico ^	71-56	W
M 14	vs. Colorado State ^ (OT)	80-86	L
M 20	vs. No. 23 Connecticut#	53-58	L

* Paradise Jam Tournament (Virgin Islands)
 + All-College Classic (Oklahoma City)
 ^ MWC Tournament (Las Vegas)
 # NCAA (Spokane, Wash.)

2003-04

Record, Conference: 21-9, 10-4, 2nd MWC
 H/A/N: 13-0/5-7/3-2
 Long Win/Loss Streak: 9/3
 Vs. Ranked Teams: 1-1
 Coach: Steve Cleveland

DATE	OPPONENT	SCORE	W/L
N 21	Southern Utah	88-54	W
N 26	at California	46-47	L
N 29	Utah Valley State	84-65	W
D 2	at Boise State	75-69	W
D 6	vs. No. 25 Oklahoma State+	76-71	W
D 10	Western Oregon	92-56	W
D 13	Southern California	85-61	W
D 20	Weber State	86-65	W
D 23	at Utah State	74-76	L
D 29	vs. Idaho State*	90-66	W
D 30	at Santa Clara*	68-66	W
J 2	Saint Mary's (Calif.)	70-55	W
J 7	at North Carolina State	62-89	L
J 12	at San Diego State	61-65	L
J 17	Colorado State	82-53	W
J 19	Wyoming	78-64	W
J 24	at Air Force	52-74	L
J 26	at New Mexico	63-65	L
J 31	at Utah	56-64	L
F 7	UNLV	64-61	W
F 9	San Diego State (OT)	83-69	W
F 14	at Wyoming	67-53	W
F 16	at Colorado State	79-73	W
F 21	New Mexico	88-71	W
F 23	Air Force	67-61	W
M 1	Utah	70-57	W
M 6	at UNLV	89-88	W
M 11	vs. Wyoming ^	79-74	W
M 12	vs. Utah ^	51-54	L
M 18	vs. No. 20 Syracuse#	75-80	L

+ Played at Delta Center, Salt Lake City
 * Cable Car Classic (Santa Clara)
 ^ MWC Tournament (Denver)
 # NCAA Tournament (Denver)

2004-05

Record: 9-21
 Conference: 3-11, T7th MWC
 Home: 6-8
 Road: 2-9
 Neutral: 1-4
 Long Win Streak: 3
 Long Loss Streak: 5
 Vs. Ranked Teams: 0-4
 Coach: Steve Cleveland

DATE	OPPONENT	SCORE	W/L
N 22	vs. No. 4 North Carolina*	50-86	L
N 23	vs. Stanford*	53-62	L
N 24	at Chaminade*	77-56	W
N 27	California	64-67	L
D 1	at Utah State	57-71	L
D 4	at USC	82-87	L
D 8	Boise State	90-77	W
D 11	vs. Washington State+	46-49	L
D 18	Utah State	62-84	L
D 21	No. 16 N.C. State	61-72	L
D 23	at Weber State	79-61	W
D 28	Southern Utah	77-52	W
D 31	Santa Clara	87-74	W

J 4	at Saint Mary's	51-72	L
J 8	San Diego State	57-59	L
J 11	MSU Billings	110-70	W
J 15	at Colorado State	67-74	L
J 17	at Wyoming	71-83	L
J 22	Air Force	49-52	L
J 24	New Mexico	68-53	W
J 31	No. 25 Utah	58-72	L
F 5	at UNLV (OT)	82-72	W
F 7	at San Diego State	58-66	L
F 12	Wyoming	58-59	L
F 14	Colorado State	50-49	W
F 19	at New Mexico	72-91	L
F 21	at Air Force	39-70	L
F 26	at No. 13 Utah	60-69	L
M 5	UNLV	66-76	L
M 10	vs. New Mexico ^	71-85	L

2005-06

Record, Conference: 20-9, 12-4, T2nd MWC
 H/A/N: 14-1/5-7/1-1
 Long Win/Loss Streak: 6/2
 Coach: Dave Rose

DATE	OPPONENT	SCORE	W/L
N 18	Loyola Marymount	71-83	L
N 22	at Washington State (in Spokane)	76-68	W
N 26	Southern Utah	86-61	W
N 30	vs. Lamar+	97-74	W
D 3	at USC	68-74	L
D 7	Boise State	80-77	W
D 10	Northern Kentucky	65-46	W
D 17	Weber State	80-54	W
D 22	at Utah State	80-91	L
D 27	Eastern Washington	97-66	W
D 30	Tulsa	68-49	W
J 5	at Air Force	59-75	L
J 7	Utah	72-60	W
J 11	at UNLV	72-82	L
J 18	Wyoming	80-67	W
J 21	at San Diego State	61-88	L
J 25	TCU (OT)	89-80	W
J 28	at Colorado State	86-84	W
F 1	at New Mexico	77-71	W
F 4	Air Force	65-59	W
F 8	at Utah	60-79	L
F 11	UNLV	75-72	W
F 18	at Wyoming	74-68	W
F 22	San Diego State	100-90	W
F 25	at TCU	81-72	W
M 1	Colorado State	77-69	W
M 4	New Mexico	76-68	W
M 9	vs. Utah ^	70-74	L
M 15	at Houston+	67-77	L

+ Played at Delta Center, Salt Lake City
 ^ MWC Tournament (Denver)
 + NIT

ALL-TIME SEASON RESULTS

2006-07

Record, Conference: 25-9, 13-3, 1st MWC
H/A/N: 17-0/6-7/2-2
Long Win/Loss Streak: 8/2
Highest Rank: 21st AP
Final Rank: 24th AP
Vs. Ranked Teams: 3-3
Coach: Dave Rose

DATE	OPPONENT	SCORE	W/L
N 15	at No. 5 UCLA	69-82	L
N 18	Idaho State (OT)	84-78	W
N 22	Portland	79-50	W
N 24	Southern Utah	80-61	W
N 29	at Boise State	68-72	L
D 2	at Weber State (OT)	73-69	W
D 6	San Jose State	81-69	W
D 9	vs. No. 25 Michigan State+	61-76	L
D 13	at Lamar (OT)	77-86	L
D 16	Utah State	75-62	W
D 22	Western Oregon	102-40	W
D 28	Liberty*	73-59	W
D 29	Oral Roberts*	72-62	W
D 30	Seton Hall*	77-68	W
J 6	San Diego State	80-58	W
J 10	TCU	89-65	W
J 13	at UNLV	75-83	L
J 16	Wyoming	89-81	W
J 20	at Colorado State	78-90	L
J 24	at New Mexico	70-49	W
J 27	No. 13 Air Force	61-52	W
F 31	at Utah	76-66	W
F 3	No. 25 UNLV	90-63	W
F 6	at Wyoming	77-73	W
F 10	at TCU	85-72	W
F 14	New Mexico	96-83	W
F 21	Colorado State	76-67	W
F 24	at San Diego State	74-86	L
F 27	at No. 20 Air Force	62-58	W
M 3	Utah	85-62	W
M 8	vs. TCU^	77-64	W
M 9	vs. Wyoming^	96-84	W
M 10	at No. 25 UNLV^	70-78	L
M 15	vs. Xavier#	77-79	L

+ Played at The Palace of Auburn Hills (Mich.)

* BYU Holiday Classic

^ MWC Tournament (Las Vegas)

NCAA Tournament (Lexington, Ky.)

2007-08

Record/Conference: 27-8, 14-2, 1st MWC
H/A/N: 16-0/8-5/3-3
Long Win/Loss Streak: 9/2
Highest Rank: 20th AP
Vs. Ranked Teams: 1-2
Coach: Dave Rose

DATE	OPPONENT	SCORE	W/L
N 10	at Long Beach State	74-34	W
N 14	Idaho State	90-69	W
N 16	Jackson State*	100-61	W
N 20	Hartford*	97-73	W
N 23	vs. No. 6 Louisville*	78-76	W
N 24	vs. No. 1 N. Carolina*	63-73	L
D 1	at Portland	78-54	W
D 5	Weber State	72-57	W
D 8	vs. No. 9 Michigan State+	61-68	L
D 12	Lamar	88-66	W
D 15	Pepperdine	86-67	W
D 21	Southern Utah	70-55	W
D 29	at Boise State	70-73	L
J 3	Loyola Marymount	91-62	W
J 8	at Wake Forest	62-79	L
J 12	Colorado State	92-73	W
J 15	at UNLV	41-70	L
J 19	at Utah	55-52	W
J 23	San Diego State	59-56	W
J 26	New Mexico	83-66	W
J 30	at Air Force	69-53	W
F 2	at Wyoming	73-63	W
F 6	TCU	83-72	W
F 13	at Colorado State	79-65	W
F 16	at UNLV	74-48	W
F 20	Utah	67-59	W
F 23	at San Diego State	65-69	L
F 26	at New Mexico (OT)	70-69	W
M 1	Air Force	76-57	W
M 5	Wyoming	78-61	W
M 8	at TCU	61-54	W
M 13	vs. Colorado State^	89-62	W
M 14	vs. San Diego State^	63-54	W
M 15	at UNLV^	61-76	L
M 20	vs. Texas A&M#	62-67	L

*Las Vegas Invitational

+ Played at EnergySolutions Arena (Salt Lake City)

^ MWC Tournament (Las Vegas)

NCAA Tournament (Anaheim, Calif.)

DAVE ROSE

Years: 2005-Present (12)

Record: 305-111 (.733)



Dave Rose has guided BYU to 12-straight 20-win seasons and 12-straight trips to the postseason (8 NAAs, 4 NITs) — both program records. Rose coached last season's team to 22 wins and an at-large bid in the NIT. In 2010-11 he led BYU to a program record 32 wins and a trip to the Sweet 16 for the first time since 1981. With a 305-111 record, Rose has produced a 12-year resume that is nearly unmatched. In fact, among the 40-plus

coaches who took over a program in 2005, Rose has the best winning percentage (.733) and the most wins (305). His 305 victories place him sixth all-time for wins through 12 seasons in NCAA history. He reached 200 wins during the 2012-13 season to become the 15th fastest in NCAA history to reach the milestone (259 games) and in 2016-17 Rose reached 300 wins, tied for 25th fastest all-time. Rose is a three-time MWC Coach of the Year and two-time USBWA District VIII Coach of the Year. He is also second all-time at BYU in career victories and first in career winning percentage.

2008-09

Record, Conference: 25-8, 12-4, T1st MWC
H/A/N: 14-2/9-3/2-3
Long Win/Loss Streak: 10/2
Highest Rank: 25th AP
Vs. Ranked Teams: 0-2
Coach: Dave Rose

DATE	OPPONENT	SCORE	W/L
N 14	Long Beach State	75-65	W
N 18	at Pepperdine	82-53	W
N 20	North Florida*	74-41	W
N 21	Rice*	83-52	W
N 22	Cal Poly*	76-64	W
N 29	at Idaho State	85-65	W
D 3	at Weber State	92-62	W
D 6	vs. Utah State+	68-63	W
D 10	Boise State	94-56	W
D 13	Portland	91-76	W
D 20	No. 20 vs. Arizona State~	75-76	L
D 30	at Tulsa	74-68	W
J 3	No. 6 Wake Forest	87-94	L
J 6	Western Oregon	85-64	W
J 10	at Colorado State	86-60	W
J 13	TCU	73-61	W
J 17	at New Mexico	62-81	L
J 21	UNLV	70-76	L
J 24	San Diego State	77-71	W
J 27	at Utah (OT)	88-94	L
J 31	Wyoming	84-60	W
F 3	at Air Force	71-50	W
F 11	Colorado State	94-60	W
F 14	at TCU	79-63	W
F 17	New Mexico	73-62	W
F 21	at UNLV	74-75	L
F 24	at San Diego State	69-59	W
F 28	Utah	63-50	W
M 4	at Wyoming	78-68	W
M 7	Air Force	54-49	W
M 12	vs. Air Force^	80-69	W
M 13	vs. San Diego State^	62-64	L
M 19	vs. Texas A&M#	66-79	L

* Basketball Travelers Invitational (Marriott Center)

+ Played at Energy Solutions Arena (Salt Lake City)

~ 2008 Stadium Shootout (Glendale, Ariz.)

^ MWC Tournament (Las Vegas)

NCAA Tournament (Philadelphia)

2009-10

Record, Conference: 30-6, 13-3, 2nd MWC
H/A/N: 15-1/10-4/5-1
Long Win/Loss Streak: 15/1
Highest Rank: 10th Coaches Poll
Final Rank: 17th AP
Vs. Ranked Teams: 0-3
Coach: Dave Rose

DATE	OPPONENT	SCORE	W/L
N 13	Bradley	70-60	W
N 17	Idaho State	87-53	W
N 20	at Hawaii	83-65	W
N 24	Southern	107-51	W
N 27	Weber State	87-70	W
D 2	at Utah State	61-71	L
D 5	vs. San Francisco+	69-43	W
D 8	Arizona State	81-68	W
D 12	at Fresno State	72-67	W
D 17	Wagner*	77-61	W
D 19	Eastern Washington*	91-34	W
D 22	vs. Nevada*	110-104	W
D 23	vs. Nebraska*	88-66	W
D 28	at Arizona~	99-69	W
J 2	Eastern New Mexico	95-49	W
J 6	UNLV	77-73	W
J 9	at UTEP	83-77	W
J 13	at Air Force	67-49	W
J 16	Colorado State	91-47	W
J 20	Wyoming	81-66	W
J 23	at San Diego State	71-69	W
J 27	at No. 23 New Mexico	72-76	L
J 30	Utah	82-69	W
F 2	TCU	76-56	W
F 6	at UNLV	74-88	L
F 13	Air Force	91-48	W
F 17	at Colorado State	92-70	W
F 20	at Wyoming	85-63	W
F 24	San Diego State	82-68	W
F 27	No. 10 New Mexico	81-83	L
M 3	at Utah	71-51	W
M 6	at TCU	107-77	W
M 11	vs. TCU^	95-85	W
M 12	at UNLV^	66-70	L
M 18	vs. Florida# (2OT)	99-92	W
M 20	vs. Kansas State#	72-84	L

* Las Vegas Classic

+ Played at EnergySolutions Arena (Salt Lake City)

~ 2009 Fiesta Bowl Classic

^ MWC Tournament (Las Vegas)

NCAA Tournament (Oklahoma City)

ALL-TIME SEASON RESULTS

2010-11

Record, Conference: 32-5, 14-2, T1st MWC
H/A/N: 13-1/10-1/9-3
Long Win/Loss Streak: 10/1
Highest Rank: 3rd AP/Coaches Poll
Final Rank: 10th AP
Vs. Ranked Teams: 3-2
Coach: Dave Rose

DATE	OPPONENT	SCORE	W/L
N 12	Fresno State	83-56	W
N 17	Utah State	78-72	W
N 20	Chicago State*	109-60	W
N 23	Mississippi Valley State*	83-36	W
N 26	vs. South Florida (20T)*	77-75	W
N 27	vs. Saint Mary's*	74-73	W
D 1	at Creighton^	77-65	W
D 4	vs. Hawaii	78-57	W
D 8	vs. Vermont	86-58	W
D 11	vs. Arizona	87-65	W
D 18	vs. UCLA#	79-86	L
D 21	at Weber State	72-66	W
D 23	UTEP	89-68	W
D 30	at Buffalo	90-82	W
J 1	Fresno Pacific	93-57	W
J 5	at UNLV	89-77	W
J 8	Air Force	76-66	W
J 11	at Utah	104-79	W
J 18	TCU	83-67	W
J 22	at Colorado State	94-85	W
J 26	San Diego State	71-58	W
J 29	at New Mexico	77-86	L
F 2	at Wyoming	69-62	W
F 5	UNLV	78-64	W
F 9	at Air Force	90-52	W
F 12	Utah	72-59	W
F 19	at TCU	79-56	W
F 23	Colorado State	84-76	W
F 26	at San Diego State	80-67	W
M 2	New Mexico	64-82	L
M 5	Wyoming	102-78	W
M 10	vs. TCU~	64-58	W
M 11	vs. New Mexico~	87-76	W
M 12	vs. San Diego State~	54-72	L
M 17	vs. Wofford#	74-66	W
M 19	vs. Gonzaga%	89-67	W
M 24	vs. Florida (OT)@	74-83	L

* South Padre Island Invitational
^ Mountain West-Missouri Valley Challenge
John R. Wooden Classic
~ Conoco MWC Championships
% NCAA Tournament Second/Third Round (Denver)
@ NCAA Regional Semifinals (New Orleans)

2011-12

Record, Conference: 26-9, 12-4, 3rd WCC
H/A/N: 13-3/8-3/5-3
Long Win/Loss Streak: 5/1
Vs. Ranked Teams: 1-4
Coach: Dave Rose

DATE	OPPONENT	SCORE	W/L
N 11	at Utah State	62-69	L
N 15	BYU-Hawaii	73-52	W
N 18	Longwood^	92-60	W
N 22	Prairie View A&M^	90-51	W
N 25	vs. Nevada^	76-55	W
N 26	vs. Wisconsin^	56-73	L
N 30	vs. Northern Arizona@	87-52	W
D 3	vs. Oregon	79-65	W
D 7	Weber State	94-66	W
D 10	at Utah	61-42	W
D 17	Baylor	83-86	L
D 20	Buffalo	93-78	W
D 22	UC Santa Barbara	89-75	W
D 27	Cal State San Marcos	79-51	W
D 29	at Saint Mary's	82-98	L
D 31	San Diego	88-52	W
J 5	at Loyola Marymount	73-65	W
J 7	San Francisco	81-56	W
J 14	Santa Clara	95-78	W
J 16	at San Diego	82-63	W
J 19	Loyola Marymount	68-82	L
J 21	at Pepperdine	77-64	W
J 25	at Virginia Tech	70-68	W
J 28	Saint Mary's	66-80	L
F 2	Gonzaga	83-73	W
F 4	at Portland	79-60	W
F 11	Pepperdine	86-48	W
F 16	at San Francisco	85-84	W
F 18	at Santa Clara	82-67	W
F 23	at Gonzaga	63-74	L
F 25	Portland	76-66	W
M 2	vs. San Diego+	73-68	W
M 3	vs. Gonzaga+	58-77	L
M 13	vs. Iona#	78-72	W
M 15	vs. Marquette#	68-88	L

^ = Chicago Invitational Challenge
+ = Lumberjack Classic
@ = WCC Championships
= NCAA Tournament

2012-13

Record, Conference: 24-12, 10-6, 3rd WCC
H/A/N: 15-3/7-5/2-4
Long Win/Loss Streak: 5/1
Vs. Ranked Teams: 1-4
Coach: Dave Rose

DATE	OPPONENT	SCORE	W/L
N 9	Tennessee State^	81-66	W
N 13	Georgia State^	80-62	W
N 16	vs. Florida State^	70-88	L
N 17	vs. Notre Dame^	68-78	L
N 21	UT-San Antonio	81-62	W
N 24	Cal State Northridge	87-75	W
N 28	vs. Montana#	85-60	W
W 1	at Iowa State	62-83	L
D 8	Utah	61-58	W
D 15	at Weber State	78-68	W
D 18	Eastern New Mexico	95-62	W
D 21	at Baylor	64-79	L
D 27	Northern Arizona	84-54	W
D 29	vs. Virginia Tech#	97-71	W
J 3	Loyola Marymount	92-51	W
J 5	at San Francisco	80-76	W
J 10	Pepperdine	76-51	W
J 12	at Santa Clara	82-64	W
J 16	Saint Mary's	69-70	L
J 19	San Diego	74-57	W
J 24	at Gonzaga	63-83	L
J 26	at Portland	85-67	W
J 31	at Pepperdine	63-61	W
F 2	Santa Clara	96-79	W
F 7	at San Diego	68-74	L
F 9	San Francisco	87-99	L
F 16	Portland	86-72	W
F 19	Utah State	70-68	W
F 21	at Saint Mary's	57-64	L
F 28	Gonzaga	65-70	L
M 2	at Loyola Marymount	73-70	W
M 8	vs. San Diego+	69-72	L
M 19	Washington@	90-79	W
M 25	Mercer@	90-71	W
M 27	at Southern Mississippi@	79-62	W
M 2	vs. Baylor@	70-76	L

^ = Coaches vs. Cancer Classic
= at Energy Solutions Arena
+ = WCC Championships
@ = NIT

2013-14

Record, Conference: 23-12, 13-5, T2nd WCC
H/A/N: 14-1/5-8/4-3
Long Win/Loss Streak: 6/4
Vs. Ranked Teams: 1-5
Coach: Dave Rose

DATE	OPPONENT	SCORE	W/L
N 8	Weber State	81-72	W
N 11	at Stanford~	112-103	W
N 15	Mount St. Mary's^	108-76	W
N 16	Colorado Mesa^	84-60	W
N 20	No. 21/RV Iowa State	88-90	L
N 25	vs. Texas^	86-82	W
N 26	vs. No. 12/12 Wichita State^	62-75	L
N 30	vs. Utah State#	85-74	W
D 3	North Texas	97-67	W
D 7	at No. 21/22 UMass*	96-105	L
D 11	Prairie View A&M	100-52	W
D 14	at Utah	64-81	L
D 21	at No. 13/11 Oregon (OT)	96-100	L
D 28	at Loyola Marymount	76-87	L
D 30	at Pepperdine	74-83	L
J 4	San Diego	87-50	W
J 9	Pepperdine	84-72	W
J 11	Loyola Marymount	91-68	W
J 16	at San Francisco	83-76	W
J 18	at Santa Clara	91-81	W
J 23	at Portland (3OT)	110-114	L
J 25	at No. RV/21 Gonzaga	69-84	L
J 30	Pacific	88-78	W
F 1	Saint Mary's	84-71	W
F 6	Santa Clara	89-76	W
F 8	San Francisco	68-63	W
F 13	at Pacific	82-89	L
F 15	at Saint Mary's	60-57	W
F 20	No. 25/22 Gonzaga	73-65	W
F 22	Portland	89-72	W
M 1	at San Diego	78-70	W
M 8	vs. Loyola Marymount+	85-74	W
M 10	vs. San Francisco (OT)+	79-77	W
M 11	vs. Gonzaga+	64-75	L
M 20	vs. Oregon@	68-87	L

~ = ESPN College Tip-Off Marathon
^ = College Basketball Experience Hall of Fame Classic
= at Energy/Solutions Arena
* = Basketball Hall of Fame Showcase
+ = WCC Championships
@ = NCAA tournament

2014-15

Record, Conference: 25-10, 13-5, T2nd WCC
H/A/N: 13-3/8-3/4-4
Long Win/Loss Streak: 8/2
Long Loss Streak: 2
Vs. Ranked Teams: 1-4
Coach: Dave Rose

DATE	OPPONENT	SCORE	W/L
N 14	Long Beach State	95-90	W
N 18	Arkansas-Little Rock*	91-62	W
N 19	Southern Virginia	101-48	W
N 24	vs. No. 15 San Diego State (20T)*	87-92	L
N 25	vs. Chaminade*	121-85	W
N 26	vs. Purdue (OT)*	85-87	L
N 29	Eastern Kentucky	90-76	W
D 2	at Utah State	91-81	W
D 6	vs. Hawaii#	90-70	W
D 10	No. 13/14 Utah	61-65	L
D 13	at Weber State	76-60	W
D 20	Stanford	79-77	W
D 23	UMass (OT)	77-71	W
D 27	No. 8/8 Gonzaga	80-87	L
D 29	Portland	97-88	W
J 1	at Santa Clara	81-46	W
J 3	at San Francisco	99-68	W
J 8	Pepperdine	61-67	L
J 10	Loyola Marymount	85-72	W
J 15	at Pacific	93-80	W
J 17	at Saint Mary's	77-82	L
J 24	at San Diego	74-77	L
J 29	San Francisco	78-74	W
J 31	Santa Clara	78-57	W
F 5	at Pepperdine	74-80	L
F 7	at Loyola Marymount	87-68	W
F 12	Saint Mary's	82-60	W
F 14	Pacific	84-59	W
F 19	San Diego	75-62	W
F 26	at Portland	82-69	W
F 28	at No. 3/2 Gonzaga	73-70	W
M 7	vs. Santa Clara@	78-76	W
M 9	vs. Portland@	84-70	W
M 10	vs. No. 7/7 Gonzaga@	75-91	L
M 17	vs. Ole Miss~	90-94	L

* EA SPORTS Maui Invitational
= at Energy/Solutions Arena
@ = WCC Basketball Championships at Orleans Arena
+ = NCAA Tournament
All times local to site

2015-16

Record, Conference: 26-11, 13-5, 3rd WCC
H/A/N: 16-2/6-6/4-3
Long Win/Loss Streak: 5/1
Vs. Ranked Teams: 2-0
Coach: Dave Rose

DATE	OPPONENT	SCORE	W/L
N 13	Utah Valley	85-54	W
N 16	at Long Beach State~	65-66	L
N 20	Adams State	97-56	W
N 25	Mississippi Valley State	75-68	W
N 28	Belmont	95-81	W
D 2	at Utah	75-83	L
D 5	vs. Weber State	73-68	W
D 9	Utah State	80-68	W
D 12	at Colorado	83-92	L
D 18	Central Michigan	98-85	W
D 22	vs. Harvard (OT)^	82-85	L
D 23	vs. New Mexico^	96-66	W
D 25	vs. Northern Iowa^	84-76	W
D 31	at Saint Mary's	74-85	L
J 2	at Pacific	81-67	W
J 7	Santa Clara	97-61	W
J 9	San Francisco	102-92	W
J 14	at Gonzaga	69-68	W
J 16	at Portland	81-84	L
J 21	at Loyola Marymount	91-80	W
J 23	at Pepperdine	65-71	L
J 28	Loyola Marymount	87-62	W
J 30	Pepperdine	88-77	W
F 4	Saint Mary's	70-59	W
F 6	Pacific	72-77	L
F 11	at San Francisco	114-89	W
F 13	at Santa Clara	96-62	W
F 18	at San Diego	69-67	W
F 20	San Diego	91-33	W
F 25	Portland	98-81	W
F 27	Gonzaga	68-71	L
M 5	vs. Santa Clara+	72-60	W
M 7	vs. Gonzaga+	84-88	L
M 16	UAB@	97-79	W
M 18	Virginia Tech@	80-77	W
M 22	Creighton@	88-82	W
M 29	vs. Valparaiso@	70-72	L

~ = ESPN College Tip-Off Marathon
^ = Hawaiian Airlines Diamond Head Classic
+ = WCC Championships
@ = NCAA tournament

ALL-TIME SEASON RESULTS

2016-17

Record, Conference: 22-12, 12-6, 3rd WCC
 H/A/N: 14-4/5-4/3-4
 Long Win/Loss Streak: 4/2
 Vs. Ranked Teams: 1-4
 Coach: Dave Rose

DATE	OPPONENT	SCORE	W/L
N 14	Princeton\$	82-73	W
N 17	Coppin State#	96-59	W
N 19	Coastal Carolina#	81-65	W
N 21	vs. Saint Louis#	92-62	W
N 23	vs. Valparaiso#	89-92	L
N 26	Utah Valley	101-114	L
N 30	vs. Utah State ^	77-63	W
D 3	vs. USC+	84-91	L
D 7	Weber State	77-66	W
D 10	Colorado	79-71	W
D 17	vs. Illinois@	73-75	L
D 20	Idaho State	84-58	W
D 22	CSU Bakersfield	81-71	W
D 29	Santa Clara	89-59	W
D 31	at Loyola Marymount	81-76	W
J 5	at No. 19/19 Saint Mary's	68-81	L
J 7	Pacific	91-62	W
J 12	San Francisco	85-75	W
J 14	at San Diego	75-88	L
J 19	Pepperdine	99-70	W
J 21	at Pacific	62-47	L
J 26	at Santa Clara	68-76	L
J 28	Loyola Marymount	85-77	W
F 2	No. 1/1 Gonzaga	75-85	L
F 4	Portland	73-62	W
F 9	at Pepperdine	83-99	L
F 11	at San Francisco	68-52	W
F 16	San Diego	82-70	W
F 18	No. 22/21 Saint Mary's	57-70	L
F 23	at Portland	97-78	W
F 25	at No. 1/1 Gonzaga	79-71	W
M 4	vs. Loyola Marymount%	89-81	W
M 6	vs. 20/18 Saint Mary's%	50-81	L
M 14	vs. UT Arlington~	89-105	L

\$ ESPN Tip-Off Marathon

Men Who Speak Up Main Event

^ at Vivint Smart Home Arena

+ Basketball Hall of Fame's 2016 HoopHall LA

@ State Farm Chicago Legends

% WCC Basketball Championships

~ NIT



BYU MAKES HISTORY, DEFEATS NO. 1 GONZAGA

On Feb. 25, 2017, BYU beat the No. 1 team in the nation for the first time in program history with a 79-71 victory over Gonzaga in Spokane, Washington.

"These players will remember this for a long time," BYU head coach Dave Rose said. "We challenged Gonzaga in Provo, but we never really threatened to beat them. We got a chance to do it again knowing we could put pieces together to make runs on these guys and cause some issues. Our guys really believed in each other and believed this could happen."

Eric Mika led all scorers with 29 points and 11 rebounds while TJ Haws added 17 points and Elijah Bryant contributed 14.

BYU trailed 18-2 early in the game but later used a 14-3 run to come within four points, 26-22. The Cougars eventually cut the deficit to one, 31-30, before Gonzaga regained control for a 41-35 lead heading into halftime.

BYU remained close throughout the second half before going on a 14-2 run to take a 61-60 lead with 8:40 left in the game.

Neither team led by more than one possession for the next six-plus minutes and the score was tied at 71-all with 1:53 to go. An 18-footer by Mika and a Corbin Kaufusi layup gave the Cougars a four-point lead, 75-71, with less than 20 seconds to go. Mika and Nick Emery combined to go 4 of 4 from the free-throw line to give BYU a 79-71 win.



ALL-TIME LETTERMEN

A		Gus Black	1935-36-37	Larry Crowley	1960-61
Ron Abegglen	1959-60-61	Bill Blumenthal	1962-63-64	Dave Crowton	1936
Charles Abouo	2009-10-11-12	Daniel Bobik	2001-02	Ralph Crowton	1935-36-39
Jarkko Ahlbom	1996-97-98	Ralph Bonham	1953	Sherman Crump	1952-53-54
Austin Ainge	2003-04-05-06-07	Malcolm Booth	1938	Ryan Cuff	1993
Danny Ainge	1978-79-80-81	Danny Bower	1998-99	Lee Cummard	2006-07-08-09
Doug Ainge	1974	Ricky Bower	2003-04	Craig Cusick	2012-13
Von Alleman	1982-83	Shawn Bradley	1991	D	
Glen Allen	1938-39-40	Paul Briggs	1989-90	Dick Dabbling	1946
John Allen	2003	Lloyd Brink	1939-40-41	Jerry Dahlman	1963
Markland Allred	1935-38	Eldon Brinley	1928-29-30-31	Payton Dastrup	2017
John Alstrom	1962-63	Rashaun Broadus	2006-07	Kirk Davistrup	1990-91
Augustin Ambrosino	2013	Walter Brooks	1935-36	Brandon Davies	2010-11-12-13
Brian Ambrozich	1972-73	Tyrone Brown	1997	Bob Davis	1968-69-70
Belmont Anderson	1972-73-74	Vince Bryan	1988-89	Kyle Davis	2016-17
Blaine Anderson	1954-55-56	Elijah Bryant	2017	Derek Dawes	2001-04-05-06
David Anderson	1997	Jay Bunker	1971-72-73	Larry DeLaitre	1970
Greg Anderson	1977-78	Sam Burgess	2005-06-07-08	Raul Delgado	2013
Harry Anderson	1955-56-57	Van Burgess	1953-54-55	Dee Denzer	1964
Jack Anderson	1956-57	Bruce Burton	1961-62-63	Bob Detmers	1937
James Anderson	2009-10-11	C		Willard Devitt	1938
Kenneth Anderson	1924	Nathan Call	1987-88-91-92	Brian Dignan	1998-99
Steve Anderson	1978-79-80	Cory Calvert	2013	Buck Dixon	1923-24-25-26
Lou Andrus	1963	Elbert Campbell	1935	Sanky Dixon	1926-27-28-29
Ryan Andrus	2015	Jeff Campbell	1991-95-96-97	Chris Dowling	1969
Steve Andrus	1989-90	Hugh Cannon	1934-35-36	Paul Drecksel	1983-84
Brett Applegate	1983-84	Bobby Capener	1982-83-86-87	Jon Dresser	1967-68-69
Rafael Araujo	2003-04	Matt Carlino	2012-13-14	Jerry Dunn	1918-20-21
Jordan Archibald	2000-01	Jon Carlisle	2002	Loren Dunn	1951-52
Lance Archibald	1996-97-98-99	Nate Chappell	1999	Devin Durrant	1979-80-83-84
Stan Ashby	1962	Jeff Chatman	1985-86-87-88	Kent Durrant	1949-51
Alan Astle	1984-87-88-89	Jordan Chatman	2016	Mark Durrant	1990-93-94-95
David Astle	1990-91-92-93	Jay Cheesman	1974-75-76-77	E	
Nate Austin	2012-13-14-15-16	Larry Cheesman	1977-78	Jim Eakins	1966-67-68
Jamal Aytes	2016-17	Junior Child	1946-47	Gary Earnest	1959-60-61
B		Yoeli Childs	2017	Dave Eastis	1959-60-61
Bryce Bailey	1944-45-46-47	Jacob Chrisman	2001	Valoy Eaton	1958-59-60
Dave Bailey	1971-72	Bryce Christensen	1940-41	Clarence Edwards	1918-19-20
Maynard Bailey	1945	Craig Christensen	1976-79-80-81-82	Bud Eggertsen	1940
Clyde Baker	1970-71	Harold Christensen	1951-52-53	Jordan Ellis	2015
Jimmy Balderson	2002-05-06-07	Jack Christensen	1937-38-39	Joe Ellsworth	2000
Wilburn Ball	1933	Kurt Christensen	1992-93-94	Jackson Emery	2006-09-10-11
Greg Ballif	1978-79-80-81-82	Todd Christensen	1996-99-00	Nick Emery	2016-17
Mark Ballif	1929-30	Lee Christiansen	1930	Duane Esplin	1941-42-47
Dave Barber	1960	Fred Clark	1918-19	Fay Evans	1932-33
Bruce Barron	1968-69	Randy Clark	1947-48-49	Ferd Evans	1932-33
Frank Bartley IV	2014-15	Grig Clawson	1973-74-75	Talmadge Eyre	1998
Gary Batchelor	1961-62-63	Mark Clausen	1988	F	
Ivan Beem	1947-48-49-50	Robert Cochran	1985-86	John Fairchild	1964-65
Doug Beck	1957	Reed Collins	1926-27-28	Mel Fawcett	1932
Chad Beckstead	1937-38	Stan Collins	1953-54	Bryan Fink	1985-86
Ron Bell	1960	Chris Collinsworth	2008-11-12	Chase Fischer	2015-16
John Benson	1955-56-57	Kyle Collinsworth	2011-14-15-16	John Fish	1989-92-93-94
Jim Benton	1935	Jeff Congdon	1964-65-66	Orville Fisher	1966-67-68
Steven Beo	2017	George Cooper	1928-29-30-31	Chad Fister	1996
Grant Berges	1995-96-97	Nathan Cooper	1996-99-00-01	Alan Frampton	1989-90
Mike Berning	1974	Kresimir Cosic	1971-72-73	Zack Frampton	2017
Frank Berrett	1959-60	Wayne Cottle	1950-51	Danny Frazier	1979
Sherrell Berrett	1959	Bob Craig	1949-50-51	Jimmer Fredette	2008-09-10-11
Roland Bevell	1960-61	Steve Craig	1976-79-80-81	Bernie Fryer	1971-72
Lowell Biddulph	1925	Jack Cravens	1957-58	DeRay Fullmer	1947-48-49-50
Mark Bigelow	1999-02-03-04	Bill Crow	1962-63	Frank Fullmer	1940-41-42
Nick Bird	1923	Todd Crow	1990	Gary Furniss	1981-82-83

ALL-TIME LETTERMEN

G		J		M	
Dean Gardner	1940-41-42	Elwood Jackson	1922	Gavin MacGregor	2007
Mike Gardner	1963-64-65	Gee Jackson	1942	Mac Madsen	1954-58-59
Morris Gardner	1947	Boyd Jarman	1951-52-53	McRay Magleby	1930-31
Floyd Garn	1931-32	Ken James	1965-66-67	Russell Magleby	1928-29-30-31
Alma Garrett	1946-47	Hal Jensen	1956-57	Logan Magnusson	2010-11
Todd Gentry	1990	Jay Jensen	1947	Fernando Malaman	2006-07
Earl Giles	1934-35-36-37	Jared Jensen	2002-03-04-05	Jack Mannion	1961
Floyd Giles	1941-42-43-46	John Jensen	1945	Nick Martineau	2008-11-12
Lynn Gleave	1958	Lawrell Jensen	1930	Nick Mateljan	1953-54-55
Elwood Gledhill	1923	Bart Jepsen	1998-01-02-03	Anthony Matthews	1985-86
Tom Gneiting	1985-86-87	Bret Jepsen	1995-98-99	LeRoy Maughan	1966-69-70
George Gourley	1933	Jim Jimas	1965-66-67	Mike Maxwell	1980-82
Lee Gourley	1935	Joe Johnson	1932-33-34-35	Mike May	1977-78
R. Clark Greenhalgh	1945-46-49	Lloyd Johnson	1961-62	Dave McGuire	1978-79-81
Tom Griggs	1924	Lou Johnson	1930-31-32	Emerson McOmber	1933
Dick Grimmett	1934	Andrew Johnston	2014	Jim McIntyre	1960
Earl Groesbeck	1925	Dick Jones	1949-50-51	Garner Meads	2001-04-05
Davin Guinn	2016-17	Robert Jones	1991-92	Steve Merta	1962
Holden Gunnett	1935-39	Russ Jones	1957-58	Mark Michaelis	1999
John Gustin	1957-58	Troy Jones	1973-74-75-76	Eric Mika	2014-17
H		Craig Jorgensen	1971-72-73	Chris Miles	2005-08-09-10
Ed Hale	1947	K		Gary Miles	1957-58-59
Skyler Halford	2014-15	Keegan Kane	1991	Paul Millar	1963-64
Mike Hall	2004-05	Tom Karren	1952-53-54	Jared Miller	1991-92-93
Lynn Halvorsen	1929	Bronson Kaufusi	2013	Jim Miller	1969-70-71
Lee Hamblin	1943	Corbin Kaufusi	2015-16-17	Mark Miller	1960-63-64
Brian Hamilton	1998-99	Ralph Keeler	1919-22-23	Floyd Millet	1933
Chris Handy	1998	Steve Kelly	1969-70-71	Duard Millett	1943
Mark Handy	1974-75-76-77	Jim Kelson	1961-62-63	Wayne Millett	1935
Travis Hansen	2001-02-03	Andy Kimball	1945	Roland Minson	1949-50-51
Don Hanson	1943	Paul Kitchen	1956	John Moala	1997
Chauncey Harmon	1925	Greg Kite	1980-81-82-83	Matt Montague	1997-00-01-02
Damarcus Harrison	2012	Nate Knight	2001	Scott Moon	1990-91
Irel Hart	1927	Shane Knight	1991-92-93-94-95	Lamont Morgan, Jr.	2009-10
Jakob Hartsock	2016	Steve Kramer	1964-65-66	Tim Mould	1976
Noah Hartsock	2009-10-11-12	LaVar Kump	1936-37-38	Ben Murdock	2007-08
Ian Harward	2013	Ron Kump	1954	Bert Myers	1959-60
Jacob Hawkins	1999	Gene Kunz	1961-62	N	
Marty Haws	1985-87-88-89-90	L		Nick Nakic	1977
Tyler Haws	2010-13-14-15	Timo Lampen	1961	Terry Nashif	2002-03-04-05
TJ Haws	2017	Dean Larsen	1952-53-54	Isaac Neilson	2015
Leon Heaps	1951-52	Russell Larson	1992-93-94-95	Ross Neilson	1923
Don Helm	1958	Vance Law	1975-76-77	Byron Nelson	1931-32-33-34
Mike Herring	1988-89	Veryl Law	1974-75-76-77	Joe Nelson	1947-48-49-50
Mark Heslop	1986-89-90-91-92	Colby Leifson	2017	Dick Nemelka	1964-65-66
Bruce Hill	1959-60	Luiz Lemes	2003-04	John Nicoll	1958-59
Gary Hill	1965-66-67	Drew Leonard	1937	David Nielsen	1999-00
Russ Hillman	1949-50-51	Malcolm LeSueur	1932-33	Eric Nielsen	1997-00-01-02
Willard Hirschi	1954-55-56	Dave Lewis	1954-55-56	Gifford Nielsen	1974-75
Bryan Hofheins	1995-96	John Lewis	1963	Kevin Nielsen	1978-79-82-83-84
Jim House	1967	Kari Liimo	1967-68-69	Stan Nielsen	1940-41
Bob Howard	1923-24-25-26	Shawn Lindquist	1993-94	Chris Nikchevich	1983-84-85
Dan Howard	2000-01-02-03	Chick Little	1946-47	Dalton Nixon	2015
Doug Howard	1968-69-70	John Lloyd	1990	Kevin Nixon	1992-93
Greg Humphreys	1986-87	Wesley Lloyd	1924-25-26	Reed Noble	1975-76
Dale Hunt	1941	Matt Lohner	1995-96		
Jim Hunter	1931-32-33-34	Paul Loveday	1966-67		
Mel Hutchins	1947-48-50-51	Michael Loyd Jr.	2008-10		
I		Terrell Lyday	2000-01		
Rags Ingersoll	1924-25-28-29	Chris Lynch	1988		
Bob Inglis	1960	Walter Lyons	1935		
Vuk Ivanovic	2006-07-08	Marty Lythgoe	1967-68-69		
Ivan Iverson	1937				

ALL-TIME LETTERMEN

O		Golden Romney	1923-24-25-26	Paul Thompson	1945
Ralph Olsen	1951-52	Jerry Romney	1950-51-52	Verne Thompson	1976-77
Roy Olsen	1945-46-47	Archie Rose	2008-2009	Paul Thorn	1929
Bob Orr	1941-42-43	L.J. Rose	2017	Dick Thorne	1952
Misho Ostarcevic	1976-77	Mike Rose	2004-05-06-07	James Thorne	1951
Clarence Osterhues	1949-50	Lynn Rowe	1955-56-57	Phil Tollestrup	1970-71-72
Don Overly	1940-41	Owen Rowe	1927-28-29	Michael Tompson	1997
Dick Owen	1947	Bill Ruffner	1964-66	Byron Toone	1950
P		Bryon Ruffner	1996	Andy Toolson	1985, 88-89-90
Paul Packard	1922-23-24-25	Paul Ruffner	1969-70	Jake Toolson	2015-16
Albert Page	1919-20	Scott Runia	1977-78-79-80	Bill Treu	1958
Bill Pardoe	1938	S		Gary Trost	1988-91-92-93
Averian Parrish	1986	Timo Saarelainen	1981-82-83-84-85	Steve Trumbo	1979-80-81-82
Lynn Parsons	1967-68-69	Nick Sanderson	1992-93	Marlow Turpin	1935-36-37
Truman Partridge	1922-23	Kevin Santiago	1989-90	U	
Herschel Pedersen	1954-55-56	Mark Santiago	1991-92	Jim Usevitch	1983-84-87-88
Marty Perry	1983-84-85	Kalevi (Moni) Sarkalahti	1971-72-73	V	
Jared Peterson	1998	LaVon Satterfield	1950	Veikko Vainio	1969-70-71
Morris Peterson	1953-54	Randy Schouten	1966-67-68	Don Volpi	1958
Rolf Peterson	1942-46	Steve Schreiner	1988-89-90-91	Michael Vranes	1997-99-00-01
Russ Peterson	1956-57-58-59	Zac Seljaas	2016	W	
Ed Pinegar	1954-55-56	Ron Selleaze	1998	Brent Wade	1986-87
Jesse Pinegar	2001-02	Josh Sharp	2012-13-14-15	Brady Walker	1942-43-46-47
Matt Pinegar	2009	Braiden Shaw	2016-17	Bud Walker	1929
Graham Pingree	2014	Ty Shippen	2001	Scott Warner	1967-68-69-70
Trent Plaisted	2005-06-07-08	Jake Shoff	2003-04	Stan Watts	1937-38
Alan Pollard	1983-85-86	Ernest Shumway	1918	Richie Webb	1981-84-85-86
Carl Pollard	1984-85	Rickey Shumway	1959	Justin Weidauer	1992-95-96-97-98
Wendell Poulson	1927	Don Simmons	1927	Joe Weight	1946-47-48-49
Pete Prusse	1947	Glen Simmons	1918-22	Ken Weight	1920-21-22
Thomas Pyne	1920	Scott Sinek	1982-83-84-85	Fred Weimer	1939-40-41
Q		Bob Skousen	1959-62-63	Neil Welling	1943-44-45
Bob Quinney	1963-64-65	Clarence Skousen	1927-28-29	Mekeli Wesley	1998-99-00-01
R		Michael Smith	1984, 87-88-89	Vern Whatcott	1949-50
Gary Radunich	1970	Don Snow	1940-41-42	Jack Whipple	1947-48-49-50
Lloyd Rasmussen	1954-55	Greg Snow	1972-73-74-75	Trent Whiting	2001
Mahlon Rasmusson	1943	Bill Snow	1921-27	Jay Whitman	1932-33-34-35
Craig Raymond	1965-66-67	Scott Sonnenberg	1997	Craig Wilcox	1994-95
Mark Reeve	1927-28-29-30	Meade Squire	1946-47	Mel Wilkes	1956-57-58
Fenton Reeves	1920	Jim Spencer	1959	Chris Williams	1974-75-76
Brock Reichner	2005-06	Jon Stanley	1964-65	Frank Willis	1919
Randy Reid	1990-93-94-95-96	George Staples	1930	Bob Wilson	1961-62
Robbie Reid	1994-95	Ron Steinke	1960-61-62-63	Anson Winder	2012-13-14-15
George Rekoutis	1964	Tom Steinke	1955-56-57	Joe Winters	1943
Dale Rex	1941-42-43	Neil Stephens	1953	David Wolfe	1988-89
Keith Rice	1978-79	Brent Stephenson	1986-87	Kevin Woodberry	2003-04
Bob Ricks	1957	Reed Stewart	1923-24-25	Luke Worthington	2014-15
Doug Richards	1972-73-74	Chris Stock	1996	Frank Wright	1935-36
Frosty Richards	1924-25-26-27	Earl Sumsion	1918	Leslie Wright	1927-28-29
Harry Richards	1918-19-20-21	Russell Swenson	1921-22-26	Paul Wyatt	1963-64
Joe Richey	1951-52-53	T		Y	
Grant Richins	1943	Nick Taggart	1997-00	Robbie Yates	1997-98
Vir Richins	1938-39	Jonathan Tavernari	2007-08-09-10	Ike Young	1923
Silester Rivers	1999-00	Alan Taylor	1977-78-79-80	Keena Young	2005-06-07
Charles Roberts	1937-38	Brian Taylor	1983-84-87-88	Z	
Fred Roberts	1979-80-81-82	Snide Taylor	1924	Brock Zylstra	2010-11-12-13
Glen Roberts	1977-78-79	John Taylor	1953-54		
Kenneth Roberts	1991-94-95-96	Terry Tebbs	1954-55-56		
Marc Roberts	2000-03-04	Roy Thacker	1957-58-59		
Neil Roberts	1965-66-67	Ted Thiel	1947-48-49		
Burl Robison	1930-31-32-33	Cy Thompson	1943		
Stephen Rogers	2011-12	Jay Thompson	1994-95-96		
Elwood Romney	1930-31-32-33	Jermaine Thompson	1996		

YEAR-BY-YEAR COACHING BREAKDOWN

YEAR	COACH	RECORD	FINISH, CONF	POSTSEASON	OFF	DEF	DIFF
2016-17	Dave Rose	22-12, 12-6	3rd, WCC	NIT, 0-1	80.6	74.3	+6.4
2015-16	Dave Rose	26-11, 13-5	3rd, WCC	NIT, 3-1	83.6	72.8	+10.8
2014-15	Dave Rose	25-10, 13-5	T2nd, WCC	NCAA, 0-1	83.7	73.2	+10.6
2013-14	Dave Rose	23-12, 13-5	T2nd, WCC	NCAA, 0-1	83.7	77.3	+6.4
2012-13	Dave Rose	24-12, 10-6	3rd, WCC	NIT, 3-1	77.1	69.5	+7.6
2011-12	Dave Rose	26-9, 12-4	3rd, WCC	NCAA, 1-1	77.9	67.4	+10.5
2010-11	Dave Rose	32-5, 14-2	T1st, MWC	NCAA, 2-1	81.4	67.9	+13.5
2009-10	Dave Rose	30-6, 13-3	2nd, MWC	NCAA, 1-1	83.1	66.4	+16.7
2008-09	Dave Rose	25-8, 12-4	T1st, MWC	NCAA, 0-1	77.1	65.2	+11.9
2007-08	Dave Rose	27-8, 14-2	1st, MWC	NCAA, 0-1	73.7	63.2	+10.5
2006-07	Dave Rose	25-9, 13-3	1st, MWC	NCAA, 0-1	78.1	69.0	+9.1
2005-06	Dave Rose	20-9, 12-4	T2nd, MWC	NIT, 0-1	76.2	71.7	+4.5
2004-05	Steve Cleveland	9-21, 3-11	T7th, MWC		65.7	69.0	-3.3
2003-04	Steve Cleveland	21-9, 10-4	2nd, MWC	NCAA, 0-1	71.4	65.6	+5.8
2002-03	Steve Cleveland	23-9, 11-3	T1st, MWC	NCAA, 0-1	71.8	63.5	+8.3
2001-02	Steve Cleveland	18-12, 7-7	T4th, MWC	NIT, 1-1	70.5	65.0	+5.5
2000-01	Steve Cleveland	24-9, 10-4	T1st, MWC	NCAA, 0-1	70.4	62.7	+7.7
1999-00	Steve Cleveland	22-11, 7-7	6th, MWC	NIT, 2-1	70.5	63.8	+6.7
1998-99	Steve Cleveland	12-16, 6-8	5th, WAC Pacific		71.8	73.4	-1.6
1997-98	Steve Cleveland	9-21, 4-10	6th, WAC Mtn		63.5	69.8	-6.3
1996-97	Tony Ingle	0-19, 0-16	8th, WAC Mtn		58.3	78.9	-20.6
1996-97	Roger Reid	1-6, 0-0	NA		62.9	80.3	-17.4
1995-96	Roger Reid	15-13, 9-9	5th, WAC		82.3	78.4	+3.9
1994-95	Roger Reid	22-10, 13-5	T2nd, WAC	NCAA, 0-1	75.2	69.2	+6.0
1993-94	Roger Reid	22-10, 12-6	3rd, WAC	NIT, 1-1	79.4	74.4	+5.0
1992-93	Roger Reid	25-9, 15-3	T1st, WAC	NCAA, 1-1	81.0	71.9	+9.1
1991-92	Roger Reid	25-7, 12-4	T1st, WAC	NCAA, 0-1	80.2	69.6	+10.6
1990-91	Roger Reid	21-13, 11-5	2nd, WAC	NCAA, 1-1	72.2	68.7	+3.5
1989-90	Roger Reid	21-9, 11-5	T1st, WAC	NCAA, 0-1	70.3	65.7	+4.6
1988-89	Ladell Andersen	14-15, 7-9	5th, WAC		80.6	80.1	+0.5
1987-88	Ladell Andersen	26-6, 13-3	1st, WAC	NCAA, 1-1	85.5	76.2	+9.3
1986-87	Ladell Andersen	21-11, 12-4	2nd, WAC	NCAA, 0-1	82.3	77.2	+5.1
1985-86	Ladell Andersen	18-14, 11-5	4th, WAC	NIT, 2-1	72.8	70.6	+2.2
1984-85	Ladell Andersen	15-14, 9-7	T3rd, WAC		75.0	74.4	+0.6
1983-84	Ladell Andersen	20-11, 12-4	2nd, WAC	NCAA, 1-1	78.5	75.0	+3.5
1982-83	Frank Arnold	15-14, 11-5	T1st, WAC		69.5	66.2	+3.3
1981-82	Frank Arnold	17-13, 9-7	T4th, WAC	NIT, 0-1	62.8	58.4	+4.4
1980-81	Frank Arnold	25-7, 12-4	3rd, WAC	NCAA, 3-1	78.8	71.1	+7.7
1979-80	Frank Arnold	24-5, 13-1	1st, WAC	NCAA, 0-1	83.5	72.5	+11.0
1978-79	Frank Arnold	20-8, 10-2	1st, WAC	NCAA, 0-1	85.0	76.6	+8.4
1977-78	Frank Arnold	12-18, 6-8	T4th, WAC		81.0	83.2	-2.2
1976-77	Frank Arnold	12-15, 4-10	7th, WAC		74.6	75.1	-0.5
1975-76	Frank Arnold	12-14, 6-8	T5th, WAC		77.5	83.9	-6.4
1974-75	Glenn Potter	12-14, 5-9	6th, WAC		79.3	80.3	-1.0
1973-74	Glenn Potter	11-15, 6-8	6th, WAC		77.5	83.9	-6.4
1972-73	Glenn Potter	19-7, 9-5	T2nd, WAC		79.5	74.6	+4.9
1971-72	Stan Watts	21-5, 12-2	1st, WAC	NCAA, 0-1	81.8	74.1	+7.7
1970-71	Stan Watts	18-11, 10-4	1st, WAC	NCAA, 1-2	82.8	79.1	+3.7
1969-70	Stan Watts	8-18, 4-10	7th, WAC		80.7	84.1	-3.4
1968-69	Stan Watts	16-12, 6-4	T1st, WAC	NCAA, 0-1	83.0	80.7	+2.3
1967-68	Stan Watts	13-12, 4-6	T4th, WAC		82.6	78.2	+4.4
1966-67	Stan Watts	14-10, 8-2	T1st, WAC		81.7	76.1	+5.6
1965-66	Stan Watts	20-9, 6-4	2nd, WAC	NIT, 3-0*	95.5	82.9	+12.6
1964-65	Stan Watts	21-7, 8-2	1st, WAC	NCAA, 0-2	94.3	84.1	+10.2
1963-64	Stan Watts	13-12, 5-5	3rd, WAC		79.0	80.2	-1.2
1962-63	Stan Watts	12-14, 6-4	2nd, WAC		77.1	78.3	-1.2
1961-62	Stan Watts	10-16, 5-9	4th, SC		70.5	74.9	-4.4
1960-61	Stan Watts	15-11, 9-5	3rd, SC		73.9	71.9	+2.0
1959-60	Stan Watts	9-17, 5-9	5th, SC		67.0	75.1	-8.1
1958-59	Stan Watts	15-11, 8-6	4th, SC		75.5	71.2	+4.3
1957-58	Stan Watts	13-13, 9-5	T2nd, SC		65.3	66.7	-1.4
1956-57	Stan Watts	19-9, 11-3	1st, SC	NCAA, 1-1	70.7	67.1	+3.6
1955-56	Stan Watts	18-8, 10-4	2nd, SC		77.2	67.0	+10.2
1954-55	Stan Watts	13-13, 10-4	2nd, SC		72.7	71.0	+1.7
1953-54	Stan Watts	18-11, 9-5	3rd, SC	NIT, 0-1	68.6	64.8	+3.83
1952-53	Stan Watts	22-8, 11-3	2nd, SC	NIT, 0-1	69.2	56.2	+13.0
1951-52	Stan Watts	14-10, 9-5	2nd, SC		60.4	58.8	+1.6
1950-51	Stan Watts	28-8, 15-5	1st, SC	NCAA/NIT, 1-2/3-0*	65.3	55.7	+9.6
1949-50	Stan Watts	22-12, 14-6	1st, SC	NCAA, 1-1	55.0	49.9	+5.1

WCC=West Coast Conference; MWC=Mountain West Conference; WAC=Western Athletic Conference;
MSC=Mountain State Conference (Skyline); RMC=Rocky Mountain Conference

COUGAR COACHING RECORDS

MARRIOTT CENTER W/L RECORDS

YEARS	HEAD COACH	W/L	PCT.
1971-72	Stan Watts	12-0	1.000
	WATTS TOTAL	12-0	1.000
1972-73	Glenn Potter	11-3	.786
1973-74	Glenn Potter	6-4	.600
1974-75	Glenn Potter	9-6	.533
	POTTER TOTAL	26-13	.641
1975-76	Frank Arnold	7-5	.583
1976-77	Frank Arnold	6-6	.500
1977-78	Frank Arnold	9-4	.692
1978-79	Frank Arnold	14-0	1.00
1979-80	Frank Arnold	12-2	.857
1980-81	Frank Arnold	13-0	1.00
1981-82	Frank Arnold	11-5	.688
1982-83	Frank Arnold	9-6	.600
	ARNOLD TOTAL	81-28	.743
1983-84	Ladell Andersen	14-1	.933
1984-85	Ladell Andersen	9-5	.643
1985-86	Ladell Andersen	12-4	.750
1986-87	Ladell Andersen	10-4	.786
1987-88	Ladell Andersen	16-2	.889
1988-89	Ladell Andersen	10-5	.667
	ANDERSEN TOTAL	71-21	.783
1989-90	Roger Reid	15-0	1.00
1990-91	Roger Reid	10-6	.625
1991-92	Roger Reid	14-1	.933
1992-93	Roger Reid	13-1	.929
1993-94	Roger Reid	14-2	.875
1994-95	Roger Reid	14-0	1.000
1995-96	Roger Reid	11-4	.733
1996-97	Roger Reid	1-4	.143
	REID TOTAL	92-18	.821
1996-97	Tony Ingle	0-9	.000
	INGLE TOTAL	0-9	.000
1997-98	Steve Cleveland	4-10	.286
1998-99	Steve Cleveland	9-5	.643
1999-00	Steve Cleveland	14-2	.875
2000-01	Steve Cleveland	15-0	1.000
2001-02	Steve Cleveland	16-0	1.000
2002-03	Steve Cleveland	13-1	.929
2003-04	Steve Cleveland	13-0	1.000
2004-05	Steve Cleveland	6-8	.429
	CLEVELAND TOTAL	90-26	.776
2005-06	Dave Rose	14-1	.933
2006-07	Dave Rose	17-0	1.000
2007-08	Dave Rose	16-0	1.000
2008-09	Dave Rose	14-2	.875
2009-10	Dave Rose	15-1	.938
2010-11	Dave Rose	13-1	.929
2011-12	Dave Rose	13-3	.813
2012-13	Dave Rose	15-3	.833
2013-14	Dave Rose	14-1	.933
2014-15	Dave Rose	13-3	.813
2015-16	Dave Rose	16-2	.889
2016-17	Dave Rose	14-4	.778
	ROSE TOTAL	174-21	.892
Total		546-136	.801

BYU COACHING RECORDS

YEARS	HEAD COACH	WON	LOST	PCT.
1902-03	W.A. Colton	4	5	.444
1903-05	(Unknown)	12	6	.667
1905-08	C.T. Teetzel	22	6	.786
1908-10	Fred Bennion	16	6	.727
1910-11	Henry Rose	8	0	1.000
1911-20	E.L. Roberts	58	20	.744
1920-25	Alvin Twitchell	50	20	.714
1925-28	E.L. Roberts	29	29	.500
	Roberts Overall	87	49	.640
1928-35	G. Ott Romney	139	71	.662
1935-36	Edwin R. Kimball	16	9	.640
1936-38	Fred "Buck" Dixon	25	23	.521
1938-41	Edwin R. Kimball	43	29	.597
	Kimball Overall	59	38	.608
1941-49	Floyd Millet	104	77	.575
1949-72	Stan Watts	371	254	.594
1972-75	Glenn Potter	42	36	.538
1975-83	Frank Arnold	137	94	.593
1983-89	Ladell Andersen	114	71	.616
1989-96	Roger Reid	152	77	.664
1996-97	Tony Ingle	0	19	.000
1997-05	Steve Cleveland	138	108	.561
2005-Pres.	Dave Rose	305	111	.733
	OVERALL	1786	1071	.625

POSTSEASON RECORDS

STAN WATTS

NCAA Overall – 4-10
 NIT Overall – 6-2
 1950 – NCAA – 1-1
 1951 – NCAA – 1-2
 NIT – 3-0
 1953 – NIT – 0-1
 1954 – NIT – 0-1
 1957 – NCAA – 1-1
 1965 – NCAA – 0-2
 1966 – NIT – 3-0
 1969 – NCAA – 0-1
 1971 – NCAA – 1-2
 1972 – NCAA – 0-1

FRANK ARNOLD

NCAA Overall – 3-3
 NIT Overall – 0-1
 1979 – NCAA – 0-1
 1980 – NCAA – 0-1
 1981 – NCAA – 3-1
 1982 – NIT – 0-1

LADELL ANDERSEN

NCAA Overall – 2-3
 NIT Overall – 2-1
 1984 – NCAA – 1-1
 1986 – NIT – 2-1
 1987 – NCAA – 0-1
 1988 – NCAA – 1-1

ROGER REID

NCAA Overall – 2-5
 NIT Overall – 1-1
 1990 – NCAA – 0-1
 1991 – NCAA – 1-1
 1992 – NCAA – 0-1
 1993 – NCAA – 1-1
 1994 – NIT – 1-1
 1995 – NCAA – 0-1

STEVE CLEVELAND

NCAA Overall – 0-3
 NIT Overall – 3-2
 2000 – NIT – 2-1
 2001 – NCAA – 0-1
 2002 – NIT – 1-1
 2003 – NCAA – 0-1
 2004 – NCAA – 0-1

DAVE ROSE

NCAA Overall – 4-8
 NIT Overall – 6-4
 2006 – NIT – 0-1
 2007 – NCAA – 0-1
 2008 – NCAA – 0-1
 2009 – NCAA – 0-1
 2010 – NCAA – 1-1
 2011 – NCAA – 2-1
 2012 – NCAA – 1-1
 2013 – NIT – 3-1
 2014 – NCAA – 0-1
 2015 – NCAA – 0-1
 2016 – NIT – 3-1
 2017 – NIT – 0-1

NCAA TOURNAMENT HISTORY

1950 (final 8 finish)

Western Regional Semis (Kansas City)
Baylor 56, BYU 55
Western Consolation (Kansas City)
BYU 83, UCLA 62

1951 (final 8 finish)

West First Round (Kansas City)
BYU 68, San Jose State 61
West Regional Semifinals (Kansas City)
Kansas State 64, BYU 54
West Regional Consolation (Kansas City)
Washington 80, BYU 67

1957 (final 16 finish)

*first-round bye
West Regional Semifinals (Corvallis, Oregon)
California 86, BYU 59
West Regional Consolation (Corvallis, Oregon)
BYU 65, Idaho State 54

1965 (final 16 finish)

*first-round bye
West Regional Semifinals (Provo, Utah)
UCLA 100, BYU 76
West Regional Consolation (Provo, Utah)
Oklahoma City 112, BYU 102

1969

West First Round (Las Cruces, New Mexico)
New Mexico State 74, BYU 62

1971 (final 16 finish)

West First Round (Logan, Utah)
BYU 91, Utah State 82
West Reg. Semifinals (Salt Lake City)
UCLA 91, BYU 73
West Reg. Consolation (Salt Lake City)
Pacific 84, BYU 81

1972

West First Round (Pocatello, Idaho)
Long Beach State 95, BYU 90

1979

*first-round bye
West Second Round (Tucson, Arizona)
(4) San Francisco 86, (5) BYU 63

1980

*first-round bye
West Second Round (Ogden, Utah)
(6) Clemson 71, (3) BYU 66

1981 (final 8 finish)

East Regional (Providence, Rhode Island)
(6) BYU 60, (11) Princeton 51
(6) BYU 78, (3) UCLA 55
East Regional Semifinals (Atlanta)
(6) BYU 51, (2) Notre Dame 50
West Regional Finals (Atlanta)
(1) Virginia 74, (6) BYU 60

1984

Midwest Regional (Birmingham, Alabama)
(8) BYU 84, (9) UAB 68
(1) Kentucky 93, (8) BYU 68

1987

SE First Round (Birmingham, Alabama)
(7) New Orleans 83, (10) BYU 79

1988

Midwest Regional (Birmingham, Alabama)
(4) BYU 98, (13) NC-Charlotte 92 (OT)
(5) Louisville 97, (4) BYU 76

1990

East First Round (Hartford, Connecticut)
(5) *Clemson 49, (12) BYU 47

*win later vacated by the NCAA

1991

West First Round (Salt Lake City)
(10) BYU 61, (7) Virginia 48
West Second Round (Salt Lake City)
(2) Arizona 76, (10) BYU 61

1992

West First Round (Boise, Idaho)
(7) LSU 94, (10) BYU 83

1993

Midwest First Round (Chicago)
(7) BYU 80, (10) SMU 71
Midwest Second Round (Chicago)
(2) Kansas 90, (7) BYU 76

1995

Midwest First Round (Memphis, Tennessee)
(9) Tulane 76, (8) BYU 70

2001

West First Round (San Diego)
(5) Cincinnati 84, (12) BYU 59

2003

South First Round (Spokane, Washington)
(5) Connecticut 58, (12) BYU 53

2004

Phoenix Bracket (Denver)
(5) Syracuse 80, (12) BYU 75

2007

South First Round (Lexington, Kentucky)
(9) Xavier 79, (8) BYU 77

2008

West First Round (Anaheim, California)
(9) Texas A&M 67, (8) BYU 62

2009

West First Round (Philadelphia)
(9) Texas A&M 79, (8) BYU 66

2010

West First Round (Oklahoma City)
(7) BYU 95, (10) Florida 85 (2OT)
West Second Round (Oklahoma City)
(2) Kansas State 84, (7) BYU 72

2011 (final 16 finish)

Southeast Second Round (Denver)
(3) BYU 74, (14) Wofford 66
Southeast Third Round (Denver)
(3) BYU 89, (11) Gonzaga 67
Southeast Semifinals (New Orleans)
(2) Florida 83, (3) BYU 74 (OT)

2012

West First Round (Dayton)
(14) BYU 78, (14) Iona 72
West Second Round (Louisville)
(3) Marquette 88, (14) BYU 68

2014


West Second Round (Milwaukee)
(7) Oregon 87, (10) BYU 68

2015

West First Round (Dayton)
(11) Ole Miss 94, (11) BYU 90

OVERALL RECORD

NCAA 15-32 (29 years)



In the 1981 NCAA Tournament, the Cougars advanced to the Elite Eight where they took on All-American Ralph Sampson and the Virginia Cavaliers. After beating Princeton, UCLA and Notre Dame earlier in the tournament, the Cougars, led by Greg Kite, Fred Roberts and Danny Ainge, were finally eliminated by the Cavaliers in the Elite Eight.

NIT HISTORY

NIT APPEARANCES

1951

BYU 75, St. Louis 58
BYU 69, Seton Hall 59
BYU 62, Dayton, 43 (NIT Final)

1953

Niagara 82, BYU 76

1954

Saint Francis PA 81, BYU 68

1966

BYU 90, Temple 78
BYU 97, Army 60
BYU 97, NYU 84 (NIT Final)

1982

Washington 66, BYU 63

1986

at BYU 67, SMU 63
at BYU 93, UC Irvine 80
at Ohio State 79, BYU 68

1994

at BYU 74, Arizona State 67
at Fresno State 68, BYU 66

2000

at BYU 81, Bowling Green 54
at BYU 82, Southern Illinois 57
at Notre Dame 64, BYU 52

2002

at BYU 78, UC Irvine 55
at Memphis 80, BYU 69

2006

at Houston 77, BYU 67

2013

at BYU 90, Washington 79
at BYU 90, Mercer 71
at Southern Miss 62, BYU 79
BYU 70, Baylor 76 (NIT Semifinal)

2016

at BYU 97, UAB 79
at BYU 80, Virginia Tech 77
at BYU 88, Creighton 82
BYU 70, Valparaiso 72 (NIT Semifinal)

2017

at BYU 89, UT Arlington 105

OVERALL RECORD

NIT 18-11 (13 years)
(Champions 1951, 1966)


COUGARS EARN NATIONAL TITLES IN 1951 AND 1966

In 1951, the Cougars defeated Dayton in the championship game of the National Invitational Tournament. After the win, BYU accepted an invitation to the NCAA Tournament, which at the time was not yet recognized as the decisive tournament for the country's best team. As the nation's champions, the Cougars finished 28-9 with the most wins in BYU basketball

history. Not only is it impressive that BYU won the national title and so many games, but it is even more amazing that they did so without a home court. With the Smith Fieldhouse under construction, BYU split its "home games" between Springville High's gymnasium and the University of Utah. Head coach Stan Watts guided the Cougars to the national title in only his second year at the helm. Watts had the help of Mel Hutchins, who became the first Cougar to be named a first-team All-American and went on to win Rookie of the Year in the NBA in the 1952-53 season.

In 1966, the Cougars finished as a 20-game winner with their final game against NYU in the championship game of the National Invitational Tournament. Playing in a packed Madison Square Garden, the No. 1-ranked Cougars outplayed NYU, leading 48-43 at halftime and never looked back. With star Dick Nemelka on the bench with four fouls, the Cougars turned to junior center Craig Raymond and junior forward Gary Hill. Hill and Raymond, non-starters going into the tournament, led the high-scoring Cougar offense with 21 points each. Steve Kramer added 20 points to become the third Cougar with 20 or more points and the fifth Cougar to score in double digits. The win over the Violets marked the second NIT championship for both BYU and head coach Stan Watts. The season was the highest scoring in Cougar history. BYU averaged 95.5 points per game while hitting 50 percent of its shots. In the NIT final, the Cougars shot 59 percent while handling NYU. Former coach of the Boston Celtics, Red Auerbach, commented on BYU at the championship, saying, "BYU simply overpowered them. They (the Cougars) outplayed them all over the court."

1951 NIT CHAMPIONS



'65-66



1966 NIT Champions



TOURNAMENT RESULTS

YEAR	TOURNAMENT	PLC	REC	YEAR	TOURNAMENT	PLC	REC	YEAR	TOURNAMENT	PLC	REC
1949-50	Rocky Mtn. Conference	1st	3-0	1983-84	Cougar Classic	3rd	1-1	1999-00	Cougar Classic	1st	2-0
	Los Angeles Invitational	4th	1-1		Kentucky Invitational	2nd	2-1		MWC	2nd	2-1
	NCAA	4th	1-1		WAC		0-1		NIT		2-1
1950-51	Rocky Mtn. Conference	2nd	2-1		NCAA Regional		1-1	2000-01	Yahoo Sports Invitational	4th	1-2
	NIT	1st	3-0	1984-85	Stanford Invitational	3rd	1-1		MWC	1st	3-0
	NCAA	4th	1-2		Cougar Classic	1st	2-0		NCAA		0-1
1951-52	Sugar Bowl	4th	0-2		Cotton States	3rd	1-1	2001-02	Las Vegas Showdown		1-0
1952-53	Dixie Classic	2nd	2-1		WAC		0-1		MWC		0-1
	NIT		0-1	1985-86	Kactus Klassic	3rd	1-1		NIT		1-1
1953-54	Holiday Festival	3rd	2-1		Cougar Classic	2nd	1-1	2002-03	Paradise Jam	1st	3-0
	NIT		0-1		WAC		0-1		MWC		1-1
1955-56	Motor City	1st	2-0		NIT		2-1		NCAA		0-1
1956-57	Holiday Festival	3rd	2-1	1986-87	Coca-Cola NIT Classic		0-1	2003-04	Cable Car Classic		2-0
	NCAA Regional	3rd	1-1		Cougar Classic	2nd	1-1		MWC		1-1
1958-59	Queen City	4th	0-2		Cable Car Classic	1st	2-0		NCAA		0-1
1959-60	Hurricane	3rd	1-1		WAC		1-1	2004-05	Maui Invitational		1-2
1960-61	Poinsettia	3rd	1-1		NCAA		0-1		MWC		0-1
1962-63	Quaker City	2nd	2-1	1987-88	Cougar Classic	1st	2-0	2005-06	MWC		0-1
1963-64	Far West	2nd	2-1		WAC		1-1		NIT		0-1
1964-65	All-College	3rd	2-1		NCAA		1-1	2006-07	BYU Holiday Classic	1st	3-0
	NCAA Regional	4th	0-2	1988-89	Lapchick	2nd	1-1		MWC	2nd	2-1
1965-66	Quaker City	5th	2-1		Cougar Classic	2nd	1-1		NCAA		0-1
	NIT	1st	3-0		WAC		0-1	2007-08	Las Vegas Invitational	2nd	3-1
1966-67	Holiday Festival	6th	1-2	1989-90	Cougar Classic	1st	2-0		MWC	2nd	2-1
1967-68	All-College	2nd	2-1		WAC		0-1		NCAA		0-1
1968-69	Cable Car Classic	4th	0-2		NCAA		0-1	2008-09	Basketball Travelers Inv.	1st	3-0
	Far West Classic	3rd	2-1	1990-91	Big Apple NIT		0-1		MWC		1-1
	NCAA Regional		0-1		Cougar Classic	2nd	1-1		NCAA		0-1
1969-70	Quaker City	5th	1-2		Holiday Festival	4th	0-2	2009-10	Las Vegas Classic	1st	4-0
1970-71	NCAA Regional	4th	1-2		WAC	1st	3-0		MWC		1-1
	Rainbow Classic	2nd	2-1		NCAA		1-1		NCAA		1-1
1971-72	Cougar Classic	1st	2-0	1991-92	Cougar Classic	1st	2-0	2010-11	South Padre Island Inv.	1st	4-0
	Jayhawk Classic	3rd	1-1		Red Lobster Classic	3rd	1-1		MWC		2-1
	Old Dominion	3rd	1-1		WAC	1st	3-0		NCAA		2-1
	NCAA Regional		0-1		NCAA		0-1	2011-12	Chicago Inv. Challenge	2nd	3-1
1972-73	All-College	2nd	2-1	1992-93	Cougar Classic	1st	2-0		WCC		1-1
1973-74	Far West Classic	4th	2-1		Maui Invitational	2nd	2-1		NCAA		1-1
1975-76	Cougar Classic	2nd	1-1		Far West Classic	4th	0-2	2012-13	Coaches vs. Cancer	4th	2-2
	Old Dominion	1st	2-0		WAC		1-1		WCC		0-1
1976-77	Cougar Classic	1st	2-0		NCAA		1-1		NIT		3-1
	All-College	3rd	2-1	1993-94	Tournament of Champs	2nd	1-1	2013-14	CBE Hall of Fame Classic	2nd	3-1
1977-78	Cougar Classic	4th	0-2		Cougar Classic	1st	2-0		WCC		2-1
	Rainbow Classic	7th	1-2		WAC	2nd	2-1		NCAA		0-1
1978-79	Cougar Classic	1st	2-0		NIT		1-1	2014-15	EA Sports Maui Invite	6th	2-2
	Pillsbury Classic	3rd	1-1	1994-95	Alaska Shootout	2nd	2-1		WCC		2-1
	NCAA Regional		0-1		Cougar Classic	1st	2-0		NCAA		0-1
1979-80	Cougar Classic	1st	2-0		Cable Car Classic	1st	2-0	2015-16	Diamond Head Classic	5th	2-1
	Far West Classic	3rd	2-1		WAC		0-1		WCC		1-1
	NCAA Regional		0-1		NCAA		0-1		NIT		2-1
1980-81	Cougar Classic	1st	2-0	1995-96	Cougar Classic	1st	2-0	2016-17	Men Who Speak Up Main Event	2nd	3-1
	Volunteer Classic	2nd	1-1		WAC		0-1		WCC		1-1
	NCAA Regional		3-1	1996-97	Cougar Classic	4th	0-2		NIT		0-1
1981-82	Cougar Classic	1st	2-0	1997-98	Cougar Classic	1st	2-0		(29 NCAA Appearances: 15-32)		
	NIT		0-1		Rainbow Classic		1-2		(13 NIT Appearances: 18-11)		
1982-83	Cougar Classic	3rd	1-1		WAC		0-1				
	Holiday Festival	4th	0-2	1998-99	Cougar Classic	1st	2-0				
					WAC		1-1				

COUGARS IN THE PROS

BYU NBA DRAFT CHOICES


YEAR	PLAYER	TEAM	RD/PK OVERALL	
1948	Brady Walker	Providence Steamrollers		
1948	Joe Nelson	Philadelphia Warriors	5th	
1949	Joe Weight	Boston Celtics	9th	
1950	Joe Nelson	Rochester Royals	5th/10th	58th
1951	Mel Hutchins	Tri-Cities Blackhawks	1st/2nd	2nd
1951	Roland Minson	New York Knicks	2nd/6th	16th
1952	Jerry Romney	Rochester Royals	8th	
1953	Harold Christensen	Minneapolis Lakers		
1953	Joe Richey	Minneapolis Lakers		
1954	Phil Larson	Fort Wayne Pistons	10th/4th	84th
1956	Hershel Pederson	St. Louis Hawks	10th/2nd	72nd
1959	John Nicoll	New York Knicks	13th/2nd	84th
1965	John Fairchild	Los Angeles Lakers	2nd/8th	19th
1966	Jeff Congdon	Detroit Pistons	4th/2nd	32nd
1966	Dick Nemelka	St. Louis Hawks	5th/4th	44th
1967	Craig Raymond	Philadelphia 76ers	1st/12th	12th
1968	Jim Eakins	San Francisco Warriors	5th/7th	57th
1969	Kari Liimo	Los Angeles Lakers	7th/12th	97th
1970	Paul Ruffner	Chicago Bulls	2nd/11th	28th
1970	Doug Howard	Chicago Bulls	11th/9th	79th
1971	Steve Kelly	Detroit Pistons	7th/11th	113th
1972	Bernie Fryer	Phoenix Suns	7th/12th	109th
1972	Kresimir Cosic	Portland Trailblazers	10th/1st	144th
1973	Kresimir Cosic	Los Angeles Lakers	5th/15th	84th
1973	Kalevi Sarkalahti	Phoenix Suns	13th/4th	186th
1973	Phil Tollestrop	Buffalo Braves	20th/1st	211th
1974	Doug Richards	Portland Trailblazers	7th/2nd	110th
1977	Jay Cheesman	Chicago Bulls	6th/13th	123rd
1977	Vern Thompson	Atlanta Hawks	8th/4th	155th
1980	Alan Taylor	Utah Jazz	4th/3rd	72nd
1981	Danny Ainge	Boston Celtics	2nd/8th	31st
1981	Steve Craig	Philadelphia 76ers	5th/22nd	114th
1982	Fred Roberts	Milwaukee Bucks	2nd/4th	27th
1982	Steve Trumbo	Utah Jazz	3rd/3rd	49th
1983	Greg Kite	Boston Celtics	1st/21st	21st
1984	Devin Durrant	Indiana Pacers	2nd/1st	25th
1984	Brett Applegate	Portland Trailblazers	4th/18th	88th
1985	Timo Saarelainen	Los Angeles Lakers	5th/22nd	115th
1987	Tom Gneiting	Seattle SuperSonics	6th/10th	124th
1989	Michael Smith	Boston Celtics	1st/13th	13th
1993	Shawn Bradley	Philadelphia 76ers	1st/2nd	2nd
2003	Travis Hansen	Atlanta Hawks	2nd/8th	37th
2004	Rafael Araujo	Toronto Raptors	1st/8th	8th
2008	Trent Plaisted	Detroit (from Seattle)	2nd/16th	46th
2011	Jimmer Fredette	Sacramento (from Milwaukee)	1st/10th	10th

COUGAR PROS OVERSEAS


PLAYER (YEARS AT BYU)	COUNTRY
Kresimir Cosic (1971-73)	Italy
Alan Taylor (1977-80)	Italy, Germany
Scott Runia (1977-80)	Holland
Fred Roberts (1979-82)	Italy, Spain
Steve Trumbo (1979-82)	Spain
Devin Durrant (1979-84)	Spain
Tom Gneiting (1985-87)	Spain, Turkey
Jim Usevitch (1983-88)	Israel, Greece
Jeff Chatman (1985-88)	Switzerland
Michael Smith (1984-89)	Spain
Andy Toolson (1984-90)	Italy, Greece, Spain
Marty Haws (1987-90)	Belgium
Gary Trost (1988-93)	Portugal, Argentina
Jared Miller (1991-93)	Portugal
Kevin Nixon (1992-93)	Portugal
Russell Larson (1992-95)	Spain
Robbie Reid (1993-95)	Italy, Austria, Estonia, Saudi Arabia, England
Kenneth Roberts (1991-96)	Spain, Portugal, New Zealand
Bryon Ruffner (1995-96)	Belgium, Sweden
Jarkko Ahlbom (1996-98)	Finland
Silester Rivers (1998-00)	Chile
Mekeli Wesley (1997-01)	Spain, Belgium, France, Poland
Terrell Lyday (1999-01)	Poland, Turkey, France, Russia, Italy
Trent Whiting (2000-01)	Italy
Eric Nielsen (1996-02)	Spain
Travis Hansen (2000-03)	Spain, Russia
Luiz Lemes (2002-04)	Brazil
Mark Bigelow (1999-04)	Germany, Spain
Kevin Woodberry ('02-04)	Mexico
Rafael Araujo (2002-04)	Russia
Mike Hall (2003-05)	Turkey, France, Austria, Japan
Brock Reichner (2004-06)	Greece
Keena Young (2004-07)	Korea, Israel, Philippines, Finland
Trent Plaisted (2004-08)	Croatia, Italy, France, Ukraine, Germany, Lithuania
Rashaun Broadus (2005-07)	Romania, Lithuania, Ukraine, Poland, Albania
Lee Cumnard (2005-09)	France, Japan, Belgium
Chris Miles (2004-05, 07-10)	Czech Republic, Germany
Jonathan Tavernari (2006-10)	Italy, Brazil
Lamont Morgan Jr. (2007-10)	Spain
Jimmer Fredette (2007-11)	China
Logan Magnusson (2009-11)	Germany
Charles Abou (2008-12)	Spain, Egypt, Qatar, France
Noah Hartsock (2008-12)	Belgium, Spain
Brandon Davies (2009-13)	Italy, France
Tyler Haws (2009-10, 12-15)	Spain, Poland, Italy
Chase Fischer (2014-16)	Italy
Eric Mika (2013-14, 16-17)	Italy



COUGARS IN THE PROS



2011 National Player of the Year Jimmer Fredette was selected by the Milwaukee Bucks with the 10th overall selection in the 2011 NBA Draft. His rights were traded to the Sacramento Kings later that night.



Danny Ainge, who led BYU to the 1981 Elite Eight and was the National Player of the Year, currently serves as the President of Basketball Operations for the Boston Celtics.

Kyle Collinsworth played in the 2016 NBA Summer League with the Dallas Mavericks and played for the Mavs' G-League team the Texas Legends in 2016-17.



Shawn Bradley played in the NBA for 12 seasons. He led the NBA in blocks per game in 1996-97 and total blocks in 2000-01. He retired holding the Mavericks' record for most points by a center (32) and most blocks (13) in a game.



COUGARS IN THE NBA/ABA

DANNY AINGE

NBA All-Star (1988)
Boston (1981-88)
Sacramento (1988-90)
Portland (1990-92)
Phoenix (1992-05)
14 seasons (NBA titles in 1984, 1986)

RAFAEL ARAUJO

Toronto (2004-06)
Utah Jazz (2006-07)
Three seasons

SHAWN BRADLEY

Philadelphia (1993-95)
New Jersey (1995-97)
Dallas Mavericks (1997-05)
12 seasons

JEFF CONGDON

Anaheim (1967) ABA
Denver (1967-70) ABA
Utah (1970-71) ABA
New York (1971-72) ABA
Dallas (1972) ABA

BRANDON DAVIES

Philadelphia (2013-14)
Brooklyn (2014-15)

DEVIN DURRANT

Indiana (1984-85)
Phoenix (1985-86)

JIM EAKINS

ABA All-Star (1974)
Oakland (1968-69) ABA
Washington (1969-70) ABA
Virginia (1970-74) ABA
Utah (1974-75) ABA
Virginia (1975-76) ABA
New York (1975-76) ABA
Kansas City (1976-77)
San Antonio (1977-78)
Milwaukee (1977-78)
10 seasons

JOHN FAIRCHILD

Los Angeles (1965-66)
Anaheim (1967-68) ABA
Denver (1968) ABA
Indiana (1968-69) ABA
Kentucky (1969-70) ABA
Four seasons

JIMMER FREDETTE

Sacramento (2011-14)
Chicago (2014)
New Orleans (2014-15)
New York (2016)
Five seasons

BERNIE FRYER

Portland (1973-74)
St. Louis (1974) ABA
New Orleans (1974-75)
Two seasons

TRAVIS HANSEN

Atlanta (2003-04)
One season

MEL HUTCHINS

NBA All-Star (1953, 1954, 1956, 1957)
Co-NBA Rookie of the Year (1952)
Milwaukee (1951-53)
Fort Wayne (1953-57)
New York (1957-58)
Seven seasons

GREG KITE

Boston (1983-87)
Los Angeles Clippers (1987-89)
Charlotte (1989)
Sacramento (1989-90)
Orlando (1990-94)
New York (1994-95)
Indiana (1994-95)
12 seasons (NBA titles in 1984, 1986)

STEVE KRAMER

Anaheim (1967-68) ABA
Houston (1968-69) ABA
Carolina (1969-70) ABA
Three seasons

DICK NEMELKA

Utah (1970-71) ABA
One season

CRAIG RAYMOND

Philadelphia (1968-69)
Pittsburgh (1969-70) ABA
Los Angeles (1969-70) ABA
Memphis (1970-71) ABA
Florida (1971-72) ABA
San Diego (1972-73) ABA
Anaheim (1972-73) ABA
Five seasons

FRED ROBERTS

San Antonio (1983-84)
Utah (1984-86)
Boston (1986-88)
Milwaukee (1988-93)
Cleveland (1994-95)
Los Angeles Lakers (1995-96)
Dallas (1996-97)
13 seasons

PAUL RUFFNER

Chicago (1970-71)
Pittsburgh (1971-72) ABA
Buffalo (1973-75)
St. Louis (1975-76) ABA
Five seasons

MICHAEL SMITH

Boston (1989-91)
Los Angeles Clippers (1994-95)
Three seasons

ANDY TOOLSON

Utah (1990-91, 95-96)
Two seasons



Brandon Davies

COUGAR TOP NBA STATS

Rank	Player	Points
1	Danny Ainge	11,964
2	Jim Eakins	8,255
3	Shawn Bradley	6,761
4	Fred Roberts	5,962
5	Mel Hutchins	4,851
6	Jeff Congdon	1,995
7	Greg Kite	1,717
8	Craig Raymond	1,658
9	Brady Walker	1,603
10	Jimmer Fredette	1,416

Rank	Player	Rebounds
1	Jim Eakins	5,578
2	Shawn Bradley	5,274
3	Mel Hutchins	4,186
4	Danny Ainge	2,768
5	Greg Kite	2,603
6	Fred Roberts	2,308
7	Craig Raymond	1,510
8	Jeff Congdon	601
9	Brady Walker	*549
10	John Fairchild	523

*Partial career rebound stats

COUGARS REPRESENTING THEIR COUNTRIES

Since the 1970s, several Cougars have represented their nations in international competition. See below for a list of Cougars who have competed in FIBA championships, the Olympics and other international events. Basketball Hall of Fame inductee Kresimir Cosic is BYU's most notable athlete in international competition, having won numerous medals, including a gold in the 1980 Summer Olympics in Moscow. Most recently, Charles Abouo helped the Ivory Coast finish fourth in the 2013 FIBA Africa Championships and Tyler Haws helped the U.S. finish sixth at the 2013 World University Games.

BRAZIL

Name	Year	Event	Record/Finish
Jonathan Tavernari	2009	Torneio Super Four Eletrobras	2-0/First Place
	2009	Marchand Continental Championship Cup	3-0/First Place
	2009	FIBA Americas Championship	7-0/Gold Medal

IVORY COAST


Name	Year	Event	Record/Finish
Charles Abouo	2009	FIBA Africa Championship	5-4/Silver Medal
	2010	FIBA World Championships	1-4/NA
	2013	FIBA Africa Championship	5-2/Fourth Place

UNITED STATES OF AMERICA

Name	Year	Event	Record/Finish
Brett Applegate	1982	R. William Jones Cup	8-0/Gold Medal
	1979	Select Team – China Tour	3-2/NA
Devin Durrant	1983	World University Games	6-1/Bronze
	2010	USA Select – Las Vegas	Trained against the USA National Team
Jimmer Fredette	2010	USA Select – Las Vegas	Trained against the USA National Team
Marty Haws	1986	U.S. Olympic Festival – West	3-1/Gold Medal
Tyler Haws	2013	World University Games	6-2/Ninth Place
Carl Pollard	1983	U.S. Olympic Festival – West	0-4/Fourth Place
Craig Raymond	1967	World University Games	7-0/Gold Medal
Randy Reid	1993	U.S. Olympic Festival – West	2-2/Silver Medal
Robbie Reid	1994	U.S. Olympic Festival – West	1-3/Bronze Medal
Fred Roberts	1978	U.S. Olympic Festival – West	1-3/Bronze Medal
	1979	U.S. Olympic Festival – West	2-2/Silver Medal
	1979	FIBA U19 World Championship	8-0/Gold Medal
	1979	Select Team – China Tour	3-2/NA
	1981	World University Games	7-1/Gold Medal
	1981	U.S. Olympic Festival – West	4-0/Gold Medal
Scott Sinek	1981	U.S. Olympic Festival – West	4-0/Gold Medal
Mike Smith	1983	FIBA U19 World Championship	6-2/Gold Medal
Brian Taylor	1983	U.S. Olympic Festival – West	0-4/Fourth Place
	1982	U.S. Olympic Festival – West	0-4/Fourth Place

YUGOSLAVIA

Name	Year	Event	Record/Finish
Kresimir Cosic	1967	Mediterranean Games (Tunis)	Gold Medal
	1967	FIBA World Cup (Montevideo)	Silver Medal
	1968	Summer Olympics (Mexico City)	Silver Medal
	1969	FIBA EuroBasket (Italy)	Silver Medal
	1970	FIBA World Cup (Ljubljana)	Gold Medal
	1971	Mediterranean Games (Izmir)	Gold Medal
	1971	FIBA EuroBasket (West Germany)	Silver Medal
	1973	FIBA EuroBasket (Spain)	Gold Medal
	1974	FIBA World Cup (Puerto Rico)	Silver Medal
	1975	FIBA EuroBasket (Yugoslavia)	Gold Medal
	1976	Summer Olympics (Montreal)	Silver Medal
	1977	FIBA EuroBasket (Belgium)	Gold Medal
	1978	FIBA World Cup (Philippines)	Gold Medal
	1979	FIBA EuroBasket (Italy)	Bronze Medal
	1980	Summer Olympics (Moscow)	Gold Medal
	1981	FIBA EuroBasket (Czechoslovakia)	Silver Medal



Devin Durrant represent the United States in 1979 and 1983.



Kresimir Cosic (No. 11) played for Yugoslavia in three Summer Olympics and four FIBA World Cups. He helped lead Yugoslavia win gold in the 1980 Olympic Games in Moscow.

ALL-TIME HONORS



DANNY AINGE

1981 NATIONAL PLAYER OF THE YEAR



Known for his feisty, hard-nosed playing style, Danny Ainge has become one of the most famous athletes to graduate from BYU.

During his four-year career as a Cougar, Ainge was a Consensus All-American, a two-time first-team Academic All-American, the WAC Player of the Year and a four-time All-WAC selection. He set an NCAA record with 112 consecutive games scoring in double digits and broke the BYU and WAC all-time scoring records with 2,467 points.

As a senior in 1981, Ainge led BYU to the 1981 Eastern Regionals. He concluded his senior season by winning the Eastman Award as well as the John Wooden Award

— given annually to the top collegiate basketball player in the nation.

Ainge beat out Isiah Thomas (Indiana), Sam Bowie (Kentucky), Mark Aguirre (DePaul), Ralph Sampson (Virginia) and Steve Johnson (Oregon State) to win the Wooden Award. In doing so, he became the fifth winner of the award, joining Marques Johnson, Larry Bird, Phil Ford and Darrell Griffith.

As a two-sport star, Ainge was drafted by both the Toronto Blue Jays for baseball and the Boston Celtics (31st pick) for basketball. After playing four seasons with the Blue Jays, he chose to pursue an NBA career. Ainge was a member of the Celtics' 1984 and 1986 Championship teams and played in six NBA finals with three different teams (Boston, Portland and Phoenix). He also played for the Sacramento Kings. He became only the third player in NBA history to make 1,000 3-point field goals, finishing his 14-year career with 1,002.

Ainge played in 193 NBA playoff games, which was second all-time (Kareem Abdul-Jabbar, 237) when he retired. He is currently tied for seventh all-time with Karl Malone and ahead of Magic Johnson, Robert Parrish, John Havlicek and Bill Russell to name a few.

After retiring in 1995, Ainge was an NBA basketball television analyst for Turner Broadcasting for one year before the Phoenix Suns brought him back to the organization as an assistant head coach. Just eight games into the season, he was promoted to

head coach and guided his club to a 40-34 record after the team started the season 0-8. He spent the next two-plus seasons as head coach of the Suns and compiled a 136-90 (.602) record before stepping down on December 13, 1999. He then returned for three more seasons with Turner Broadcasting before returning to the Boston Celtics in May 2003 as the Executive Director of Basketball Operations. He was named the 2008 NBA Executive of the Year following the Celtics' Championship season.

His oldest son Austin played on the BYU basketball team from 2003-07. Ainge was inducted into the GTE Academic All-America Hall of Fame in May 2000 and honored with the prestigious NCAA Silver Anniversary Award in January 2006.



2003 JERSEY RETIREMENT

With a capacity crowd of 22,702 on hand, Danny Ainge was honored on March 8, 2003, by being the first-ever BYU basketball player to have his jersey retired in the 100-year history of the program. His No. 22 jersey will forever hang from the rafters of the Marriott Center.

"It's just a great honor," Ainge said. "BYU was the greatest time of my life. It's just great to be a part of BYU basketball. I don't know why mine is the first to go up. There were a lot of great players before me. Hopefully this is just the start."

Then-BYU president Merrill J. Bateman said, "The standard has been set very high. We hope there will be more." Ainge's jersey, not his number, was retired, which means future players may still have the option to wear No. 22.

The ceremony, which took place during halftime of BYU's game against Colorado State, started with a video clip of Ainge's famous coast-to-coast, last-second basket to beat Notre Dame in the 1981 NCAA Tournament. Then-men's athletics director Val Hale shared some of Ainge's accomplishments, which include being named college basketball player of the year in 1981, playing professional baseball with the Toronto Blue Jays and winning two NBA championships with the Boston Celtics.

One of Ainge's former teammates, Scott Runia, said they used to call Ainge "clout" because he brought the team clout. They called him "clutch" because he made the play when it counted. They called him "smooth" because Danny won the heart of Michelle Toolson, Ainge's wife. But most importantly, they called him a friend.

COLLEGE HONORS

Eastman Award (1981 Player of the Year NABC)
John Wooden Award
MVP NABC All-Star Game
Naismith All-America First Team
NBA Coaches All-America First Team
NABC (Kodak-Coaches) All-America First Team
Associated Press All-America First Team
Basketball Writers Association All-America First Team
United Press International All-America First Team
The Sporting News All-America First Team
Pizza Hut First Team
District 7 Player of the Year
Western Athletic Conference Player of the Year
Four-time All-WAC selection
Two-time Academic All-America Team

BYU, WAC, NCAA RECORDS

NCAA record 112 consecutive games scoring in double figures
Finished in NCAA top-20 career points leaders
Finished as WAC's career scoring leader
WAC record-holder in seven other categories
Set three BYU season scoring records and seven career marks

JIMMER FREDETTE

2011 NATIONAL PLAYER OF THE YEAR

Jimmer Fredette took BYU and college basketball by storm his senior year, as his name became a verb, a noun and an adjective. Known as "The Jimmer," the one-name star capped his record-setting career by earning national player of the year honors and leading the Cougars to the Sweet 16 for the first time since 1981.

The Glens Falls, N.Y., native was the nation's leading scorer at 28.9 points per game in 2010-11. The All-American became a fixture on ESPN's SportsCenter and in national publications throughout the season as his point totals, deep threes and incredible shot-making ability captured the nation's attention. The national media exposure included features in Sports Illustrated and USA Today, back-to-back Sports Illustrated covers and appearing as a guest on SportsCenter, PTI and the CBS Final Four pregame show.


All the attention came as a result of Fredette's stellar play on the court and humble demeanor in leading the Cougars to a program-record 32 victories, the Mountain West Conference regular season title and BYU's most successful NCAA Tournament run since 1981. Some of his memorable performances along the way included 39 points at UNLV, 47 at Utah, 43 against No. 3 San Diego State at home and a BYU-record 52 points against New Mexico in the MWC Tournament.

For all of his efforts, Fredette was honored at the highest levels in college basketball as he was named the consensus national player of the year. Fredette was awarded the Wooden Award, the Naismith Trophy, the Oscar Robertson Trophy and numerous other player of the year awards, while also being named the Male College Athlete of the Year at the ESPYs and the unanimous selection for MWC Player of the Year.

Fredette concluded his career as BYU's all-time leading scorer with 2,599 points. He also set the team single-season scoring record with 1,068 points in 2010-11. His 28.9 points per game in 2010-11 are also a Cougar record and Fredette also rewrote nearly every MWC single-game, season and career scoring records.

In four years at BYU, Fredette helped the Cougars capture three MWC titles and advance to the NCAA Tournament four times. He also led BYU to its best four-year run in program history as the Cougars won 114 games.

Following his record-setting senior season, Fredette was drafted No. 10 in the 2011 NBA Draft by the Milwaukee Bucks and then traded to the Sacramento Kings.



JIMMER FREDETTE SENIOR SEASON HONORS

- 2011 National Player of the Year (Naismith, Wooden, AP, Oscar Robertson, NABC, Adolph Rupp, Sporting News, Basketball Times, CBSSports.com, SI.com)
- 2011 Lowes Senior CLASS Award
- 2011 First-team All-American (John R. Wooden Award, AP, Sporting News, State Farm Coaches for NABC Division I, USBWA, Basketball Times, CBSSports.com, SI.com, Yahoo! Sports, FoxSports.com, Lute Olson)
- 2011 MWC Player of the Year
- 2011 All-MWC First Team
- 2011 MWC Tournament MVP
- 2011 NABC All-District 17 First Team
- 2011 USBWA All-District VIII First Team
- 2011 USBWA District VIII Player of the Year
- 2011 Dick Vitale National Player of the Week (Dec. 13, Jan. 10, Jan. 17)
- 2011 ESPN.com Weekly Watch National Player of the Week (Jan. 10, Jan. 17)
- 2011 MWC Player of the Week (Nov. 29, Dec. 13, Jan. 3, Jan. 10, Jan. 17, Jan. 24, Feb. 7, Feb. 28)
- 2011 South Padre Island Invitational MVP
- 2011 Bob Cousy Award Finalist (Final 5)


BYU, MWC, NCAA RECORDS

- 2010-11 Nation's leading scorer (28.9 points per game)
- Set BYU and MWC single game, single season and career scoring records
- Set BYU single game, single season and career records for made 3-pointers
- Scored the most points by a BYU player in the Marriott Center with 43 vs. San Diego State

BASKETBALL HALL OF FAME INDUCTEE



Few players in BYU history have been able to capture the hearts of Cougar fans like Kresimir Cosic did from 1970-73. The 6-foot-11 center from Zadar, Yugoslavia, entertained fans during his stellar career with his enthusiastic, guard-like play.



Whether it was leading the fastbreak, dribbling between his legs or shooting a sky-hook, Cosic's enthusiasm and on-court antics endeared him to almost everyone who saw him play.

During his career at BYU, Cosic used his versatile inside-outside game to lead the Cougars in scoring (23.3) and rebounding (13.0) as a junior and again as a senior (20.2 points per game). His unselfish attitude helped him lead his team in assists.

He ranks second on BYU's all-time rebounding list with 919, an average of 11.6 per game, and fourth all-time with a 19.1 career scoring average, while recording a team-record 47 double-doubles. He was a three-time first-team All-WAC selection and an All-American his junior and senior years. He likely would have been a four-year all-conference award winner but freshmen at that time were not allowed to play on varsity. Behind the play of Cosic, the Cougars won two WAC titles and reached the NCAA Regional Tournament in 1971 and 1972.



Upon graduation, Cosic became very much involved with basketball throughout Europe. He had offers to play in the NBA from the Boston Celtics and Los Angeles Lakers but he chose to return home and play for the Yugoslavian National Team for \$250 a week. Cosic played on four Olympic teams with his native land, winning a gold medal in 1980 and two silver medals in 1968 and 1976. He ended his career as his country's all-time scoring leader and went on to coach the Yugoslavian national team for many years.

His national and international accomplishments led to his induction into the Basketball Hall of Fame in Springfield, Massachusetts, on May 6, 1996, making Cosic the first BYU player and second Cougar along with former coach Stan Watts to receive the prestigious honor. He is also a member of the Utah Basketball Hall of Fame, inducted in 2001.



In September of 1992, Cosic was appointed as deputy ambassador for Croatia to the United States. He and his family lived in Washington D.C. where he performed his diplomatic duties in the same excellent manner in which he played basketball.

On May 25, 1995, Cosic lost his battle against the toughest opponent of his career – cancer. During his 46 years on earth, Cosic became one of the most influential and well-known of all European basketball players. He left behind the legacy and credit of being the individual who first introduced the American game of basketball to Europe.

During the 2005 NCAA Men's Basketball Tournament, CBS Television analyst Billy Packer singled out Cosic while discussing the quality of international players playing college basketball. "Kresimir Cosic, who played at BYU, was really the first great international player to play college basketball in the United States," Packer said.



Cosic played in BYU's first game on the Marriott Center floor in 1971. His No. 11 jersey was retired by BYU on Mar. 4, 2006 in a halftime ceremony with 20,732 fans in attendance, which was also the last time the original Marriott Center floor was used before being replaced during the summer of 2006.

"It's very impressive that Kreso is not forgotten here," said Cosic's wife Ljerka, through her daughter Ana, at the retirement ceremony. "Kreso never forgot Provo. He loved his Croatia and always spoke of it as the most beautiful place on Earth, but Provo forever remained his second home. Provo and BYU marked his life forever."

STAN WATTS

BASKETBALL HALL OF FAME INDUCTEE



When considering the most influential individuals in BYU basketball history, Stan Watts has to be placed at the top of the list. During his 23 years at the helm of the Cougar basketball program, Watts led his teams to two NIT National Championships (1951, 1966) and oversaw the construction of the George Albert Smith Fieldhouse and the Marriott Center.

His nationally recognized accomplishments led to his induction into the Basketball Hall of Fame in

Springfield, Massachusetts, on March 6, 1986, making him the first Cougar to receive the prestigious honor. Watts finished his career after the 1971-72 season with an overall record of 371-254 (.594).

He was a member of the NCAA's Rules Committee, served as president of the National Association of Basketball Coaches and chaired the U.S. Olympic Basketball Committee in 1976. Watts also served six years as BYU's athletic director and spent time on the Cougar football and baseball coaching staffs.

Even more impressive than his remarkable accomplishments as a coach is his impeccable character as a human being. He is respected by coaches, fans and players alike for his conduct both on and off the court.

"His win-loss record speaks very well for the kind of coach he was," said the late Harold Christensen, who played for Watts on the 1951 championship team. "His reputation among his fellow coaches suggests how much they respected him. He still has that and is still honored in the community in which he coached."

Always a fighter, Watts overcame a rare form of cancer in 1971—only the fourth-known case of this type of cancer in medical history. Despite the fact that the other three individuals died, Watts refused to give up. After 14 hours of surgery and a two-month stay in the hospital, Watts returned to coach his team to a WAC Championship the following year.

Known for his fast-break style of offense, Watts remained an avid Cougar fan. He once said, "It has always been our contention that the average basketball fan likes to see fast-scoring, speedy, exciting basketball."

By looking around the Marriott Center during a Cougar game, there are hints that Watts has been there. The glass-encased exhibit in the halls outside the arena pays tribute to one of the greatest coaches and individuals ever to grace the sidelines of a BYU athletic contest — as do the two NIT Championship banners and the WAC title banners from 1965, 1967, 1969, 1971 and 1972.

"The greatest tribute I can pay to Stan Watts," said retired Senior Associate Athletic Director Pete Witbeck, who was BYU's NCAA compliance officer and former assistant to Watts for many years, "is he's truly a man of God. He's always been a gentleman and great man. You don't see that very often."

Watts passed away April 6, 2000, at the age of 88.



Stan Watts
NIT Champions in 1951, 1966



MEL HUTCHINS

MEL HUTCHINS AND ROLAND MINSON JERSEY RETIREMENT



Mel Hutchins

On Feb. 16, 2013, BYU legends Mel Hutchins and Roland Minson joined Danny Ainge, Kresimir Cosic and Stan Watts as the only Cougar men's basketball players to have their jerseys retired.

"I feel like we played such a long time ago and we didn't expect this," Hutchins said. "We saw Stan Watts get into the Hall of Fame and thought how great that was but never thought this would be us."

The honorees were joined by their families and members of the 1951 NIT Championship team at the ceremony.

"It's definitely a big surprise," Minson said. "We played way back when we still wore those funny shorts. The thing that's been nicest for me about all this is to renew those old memories, all those good times."


'Voice of the Cougars' Greg Wrubell kicked off the ceremony by reading a letter from Elder Jeffrey R. Holland. In the letter, Elder Holland described listening to games on the radio as a 10-year-old boy during the 1950-51 championship run.

Hutchins and Minson each spoke a few words to the crowd in front of their framed jerseys.

"Looking back we've been able to realize how great of a time we had here and what a great place it was," Minson said. "All of us have stories and it's been fun to reminisce."

Both players will be remembered, among many other things, for

Mel Hutchins




their role on the 1951 NIT Championship team under head coach Stan Watts.

"Stan Watts was the kind of man you'd like to have as a father for what he did for the basketball program," Hutchins said. "He never said 'no' to practice. Stan pushed us so hard on defense that we would stop a team from making any points."



MEL HUTCHINS AND ROLAND MINSON JERSEY RETIREMENT



Roland Minson

Their now retired jersey numbers were unveiled in the rafters after athletic director Tom Holmoe wrapped up the celebration.

“I’ve been around a lot of teams but I can honestly say that this team is one of the greatest and these two men are the great leaders of it,” Holmoe said. “I know it’s special for them to have this individual honor but this means a lot for the team and their families too.”

Hutchins, known for his defensive and rebounding prowess, is one of the greatest post players to suit up for BYU. In three years playing on the varsity squad, Hutchins led the Cougars to three Skyline Conference titles (1948, 1950, 1951) and the 1951 NIT National Championship. Hutchins was a two-time first-team All-Skyline Conference honoree and was named a first-team All-American in 1951 by Look Magazine, Converse, Helms and Sporting News.

As a senior Hutchins averaged 15.4 points and set a BYU single-season record for rebounds with 471 (12.7 per game), a record that still stands today. Known as ‘The Big Elf’ (1950-51 BYU basketball media guide), Hutchins earned a spot in the East-West game following his senior season and was named the game’s MVP.

Before Danny Ainge and Jimmer Fredette, there was Roland Minson, considered one of the ‘cleverest floor men of his time who had uncanny court vision and deadly shooting ability’ (1950-51 BYU Basketball Media Guide).



Minson donned the white and blue for the BYU varsity from 1948 to 1951 and led the Cougars to three-straight 20-win seasons, back-to-back conference titles in 1950 and 1951 and the 1951 NIT National Championship.

The guard from Idaho Falls, Idaho, earned first-team All-Skyline Conference honors three-straight seasons and as a senior received All-America accolades and was named the MVP of the NIT. As a sophomore in 1948-49 Minson was voted the most outstanding newcomer in 11 western states.



ALL-AMERICANS

ELWOOD S. ROMNEY

1930-31
Helms First Team
College Humor Third Team
Consensus
1931-32
Helms First Team

JOE NELSON

1947-48
Helms Second Team
GlobeTrotters Tour

MEL HUTCHINS

1950-51
Helms First Team
Sporting News First Team
Converse Yearbook First Team
Look Magazine First Team
INS First Team
United Press International Third Team
Associated Press Third Team

ROLAND MINSON

1950-51
Converse Yearbook Fourth Team

JOE RICHEY

1952-53
Colliers Second Team
INS Second Team
Look Magazine Second Team
Helms Third Team

DEAN LARSEN

1953-54
Helms Second Team

TERRY TEBBS

1954-55
UPI Little Second Team
1956
UPI Little (1st)

TOM STEINKE

1956-57
UPI Little First Team
Helms Second Team



In 1972, Kresimir Cosic became the first foreign player in NCAA history to earn All-America honors.

GARY EARNEST

1960-61
Associated Press Honorable Mention

JOHN FAIRCHILD

1964-65
Helms
NABC Third Team

DICK NEMELKA

1965-66
Helms
Converse Yearbook First Team
USBWA First Team
NABC Third Team

KRESIMIR COSIC

1971-72
Helms
Converse Yearbook Second Team
UPI Third Team
NABC Fourth Team
1972-73
Helms
NABC Fourth Team
Citizen Saving Athletes Foundation

DANNY AINGE

1977-78
United Press International Honorable Mention
1978-79
NABC Fourth Team
1980-81
Helms
NABC Third Team
CoSIDA Academic First Team
1980-81

Wooden Award

Eastman Award

NABC National Player of the Year
Consensus First Team
Helms First Team
Associated Press First Team
NABC First Team
United Press International First Team
Sporting News First Team
Converse Yearbook First Team
Basketball Times First Team
USBWA Second Team
CoSIDA Academic First Team

DEVIN DURRANT

1982-83
CoSIDA Academic First Team
1983-84
Wooden First Team
Associated Press Second Team
NABC Second Team
USBWA Second Team
Sporting News Second Team
Basketball Times Second Team
United Press International Third Team

MICHAEL SMITH


1986-87
CoSIDA Academic First Team
1987-88
USBWA Second Team
United Press International Second Team
Basketball Times Second Team
Associated Press Third Team
Basketball Weekly Third Team
Sporting News Honorable Mention
CoSIDA Academic First Team
CoSIDA Academic All-American of the Year (basketball and all sports)
1988-89
CoSIDA Academic First Team



Mel Hutchins earned first-team All-America honors as a senior while leading BYU to the 1951 NIT title.



Danny Ainge earned All-America honors all four years as a Cougar. As a senior in 1980-81, he was a consensus first-team All-American.



Michael Smith was a three-time CoSIDA Academic All-American and the 1988 Academic All-American of the Year.

ALL-AMERICANS



Jeff Chatman earned honorable mention All-America honors as a sophomore in 1986 and a senior in 1988.

JEFF CHATMAN

1985-86

Associated Press Honorable Mention
Sporting News Honorable Mention
1987-88
Sporting News Honorable Mention

ANDY TOOLSON

1989-90

CoSIDA Academic First Team

SHAWN BRADLEY

1990-91

Basketball Times Freshman First Team
Associated Press Honorable Mention

NATE CALL

1991-92

Associated Press Honorable Mention

GARY TROST

1992-93

Associated Press Honorable Mention

RANDY REID

1993-94

CoSIDA Academic Third Team



Shawn Bradley set several NCAA records for blocks by a freshman while earning freshman All-America honors in 1990-91.

RUSSELL LARSON

1994-95

CoSIDA Academic First Team

MEKELI WESLEY

2000-01

Associated Press Honorable Mention

RAFAEL ARAUJO

2003-04

Basketball Times Second Team
Associated Press Honorable Mention

TRENT PLAISTED

2005-06

Scout.com Freshman Second Team

KEENA YOUNG

2006-07

Associated Press Honorable Mention

LEE CUMMARD


2007-08

Associated Press Honorable Mention

2008-09

FoxSports.com Fourth Team

Mel Hutchins, Danny Ainge, Devin Durrant, Michael Smith and Jimmer Fredette are the five Cougars who have earned first, second or third team All-America honors from the Associate Press. Hutchins earned third-team honors in 1951, Durrant second-team honors in 1986 and Smith third-team honors in 1988. Ainge was a first-team honoree in 1981 while Fredette was a first-team honoree and the AP National Player of the Year in 2011.



Jimmer Fredette was a consensus first-team All-American and the National Player of the Year in 2011.

JIMMER FREDETTE

2009-10

Basketball Times Second Team
State Farm Coaches for NABC Division I Third Team
Lute Olson All-American
Associated Press Honorable Mention
Sporting News Third Team
2010-11

Wooden Award

Naismith Trophy

AP National Player of the Year

Oscar Robertson Trophy

NABC National Player of the Year

Adolph Rupp National Player of the Year

Sporting News National Player of the Year

Basketball Times National Player of the Year

CBSSports.com National Player of the Year

Sl.com National Player of the Year

Wooden First Team

Associated Press First Team

Sporting News First Team

State Farm Coaches for NABC Division I First Team

USBWA First Team

Basketball Times First Team

CBSSports.com First Team

Sl.com First Team

Yahoo! Sports First Team

FoxSports.com First Team

Lute Olson First Team

Consensus First Team

TYLER HAWS

2013-14

Associated Press Honorable Mention

2014-15

Associated Press Honorable Mention

KYLE COLLINSWORTH

2014-15

Associated Press Honorable Mention

Lute Olson All-American

2015-16

Associated Press Honorable Mention



Tyler Haws, BYU's all-time leading scorer with 2,720 career points, earned honorable mention All-America honors in 2014 and 2015.

CONFERENCE HONORS



Lee Cumnard was named the 2007-08 Mountain West Conference Player of the Year while leading BYU to the MWC title.

CONFERENCE PLAYER OF THE YEAR

1964-65	John Fairchild, Sr.
1980-81	Danny Ainge, Sr.
1982-83	Devin Durrant, Jr.
1984-85	Timo Saarelainen, Sr.
1987-88	Michael Smith, Jr.
2000-01	Mekeli Wesley, Sr.
2003-04	Rafael Araujo, Sr.
2006-07	Keena Young, Sr.
2007-08	Lee Cumnard, Jr.
2010-11	Jimmer Fredette, Sr.
2013-14	Tyler Haws, Jr.
2015-16	Kyle Collinworth, Sr.



BYU's all-time steals leader Jackson Emery was a two-time all-defensive player and the 2011 MWC Defensive Player of the Year.

DEFENSIVE PLAYER OF THE YEAR

2002-03	Travis Hansen, Sr.
2003-04	Mike Hall, Jr.
2010-11	Jackson Emery, Sr.

ALL-DEFENSIVE TEAM


1994-95	Robbie Reid, So.
1995-96	Randy Reid, Sr.
2003-04	Mike Hall, Jr.
2008-09	Jackson Emery, So.
2009-10	Jackson Emery, Jr.
2010-11	Jackson Emery, Sr.



Mike Hall was named the 2004 MWC Defensive Player of the Year.

ALL-NEWCOMER TEAM

1995-96	Bryon Ruffner, Jr.
1997-98	Ron Selleaze, Jr. +
1997-98	Mekeli Wesley, Fr.
1998-99	Mark Bigelow, Fr.
1999-00	Terrell Lyday, Jr. #
2000-01	Trent Whiting, Sr.
2011-12	Matt Carlino, Fr.
2013-14	Eric Mika, Fr.
2015-16	Nick Emery, Fr.
2016-17	Yoeli Childs
2016-17	TJ Haws



Jonathan Tavernari was the 2007 MWC Freshman of the Year and the 2010 MWC Sixth Man of the Year.

MWC SIXTH MAN

2009-10	Jonathan Tavernari, Sr.
---------	-------------------------



Dave Rose is a three-time MWC Coach of the Year (2006, 2007 and 2011).

COACH OF THE YEAR

1989-90	Roger Reid
1991-92	Roger Reid
2002-03	Steve Cleveland
2005-06	Dave Rose
2006-07	Dave Rose
2010-11	Dave Rose

FRESHMAN OF THE YEAR

1990-91	Shawn Bradley
1991-92	Russell Larson
1998-99	Mark Bigelow
2001-02	Jared Jensen
2005-06	Trent Plaisted
2006-07	Jonathan Tavernari

MWC/WCC ALL-TOURNAMENT TEAM

1999-00	Terrell Lyday
2000-01	Terrell Lyday
2000-01	Mekeli Wesley
2003-04	Rafael Araujo
2006-07	Lee Cumnard
2006-07	Trent Plaisted
2006-07	Keena Young
2007-08	Lee Cumnard
2008-09	Jimmer Fredette
2009-10	Jimmer Fredette
2010-11	Jimmer Fredette*
2013-14	Kyle Collinworth
2013-14	Tyler Haws
2014-15	Kyle Collinworth
2014-15	Tyler Haws
2015-16	Nick Emery
+WAC Newcomer of the Year	
#MWC Newcomer of the Year	
*MWC Tournament MVP	

ALL-CONFERENCE PERFORMERS

1930-31 (Rocky Mountain)

Elwood Romney, So. 1st

1931-32

Elwood Romney, Jr. 1st

1932-33

Floyd Millet, Jr. 1st

Jay Whitman, So. 1st

Elwood Romney, Sr. 1st

1933-34

Floyd Millet, Sr. 1st

Jay Whitman, Jr. 1st

1936-37

Earl Giles, Sr. 1st

1940-41 (Mountain States/Skyline)

Duane Eplin, So. 1st

1942-43

Brady Walker, So. 1st

1947-48

Joe Nelson, So. 1st

Randy Clark, Jr. 1st

1948-49

Roland Minson, So. 1st

Joe Nelson, Jr. 1st

1949-50

Roland Minson, Jr. 1st

Joe Nelson, Sr. 1st

Mel Hutchins, Jr. 1st

1950-51

Roland Minson, Sr. 1st

Mel Hutchins, Sr. 1st

1952-53

Joe Richey, Sr. 1st

Harold Christensen, Sr. 1st

1953-54

Dean Larsen, Sr. 1st



1950 All-Mountain States Conference First Team selections from left to right: Mel Hutchins, Joe Nelson and Roland Minson.

1954-55

Terry Tebbs, Jr. 1st

1955-56

Terry Tebbs, Sr. 1st

1957-58

John Nicoll, Jr. 1st

1960-61

Gary Earnest, Sr. 1st

1962-63 (Western Athletic)

Bruce Burton, Sr. 1st

Gary Batchelor, Sr. 2nd

1963-64

John Fairchild, Jr. 1st

1964-65

John Fairchild, Sr. 1st

Dick Nemelka, Jr. 2nd

1965-66

Dick Nemelka, Sr. 1st

Jeff Congdon, Sr. 2nd

Steve Kramer, Sr. 2nd

1966-67

Kari Liimo, So. 1st

Craig Raymond, Sr. 2nd


Jim Jimas, Sr. 2nd

1967-68

Jim Eakins, Sr. 1st

Kari Liimo, Jr. 2nd

Marty Lythgoe, Jr. 2nd



Left to Right: Steve Kramer, Stan Watts, Jeff Congdon, Jim Eakins (back), Neil Roberts and Dick Nemelka in 1965-66.



Fred Roberts was named to the All-WAC First Team as a junior in 1980-81 and again as a senior in 1981-82.

ALL-CONFERENCE PERFORMERS



Alan Taylor was second-team All-WAC in 1978-79 and first-team All-WAC in 1979-80.

1968-69

Paul Ruffner, Jr.	2nd
Marty Lythgoe, Sr.	2nd
Doug Howard, Jr.	2nd

1969-70

Doug Howard, Sr.	2nd
------------------	-----

1970-71

Kresimir Cosic, So.	1st
---------------------	-----

1971-72

Kresimir Cosic, Jr.	1st
Bernie Fryer, Sr.	1st

1972-73

Kresimir Cosic, Sr.	1st
Doug Richards, Jr.	2nd

1973-74

Doug Richards, Sr.	2nd
--------------------	-----

1975-76

Jay Cheesman, Jr.	1st
-------------------	-----

1976-77

Jay Cheesman, Sr.	2nd
-------------------	-----

1977-78

Danny Ainge, Fr.	1st
------------------	-----

1978-79

Danny Ainge, So.	1st
Scott Runia, Jr.	2nd
Alan Taylor, Jr.	2nd

1979-80

Danny Ainge, Jr.	1st
Alan Taylor, Sr.	1st

1980-81

Danny Ainge, Sr.	1st
Fred Roberts, Jr.	1st

1981-82

Fred Roberts, Sr.	1st
Steve Trumbo, Sr.	1st

1982-83

Devin Durrant, Jr.	1st
Brett Applegate, Jr.	2nd



Timo Saarelainen earned All-WAC First Team honors in 1984-85.

1983-84

Devin Durrant, Sr.	1st
Brett Applegate, Sr.	1st

1984-85

Timo Saarelainen, Sr.	1st
-----------------------	-----

1985-86

Jeff Chatman, So.	2nd
Bob Capener, Jr.	2nd

1986-87

Michael Smith, So.	1st
Jeff Chatman, Jr.	2nd

1987-88

Michael Smith, Jr.	1st
Jeff Chatman, Sr.	1st

1988-89

Michael Smith, Sr.	1st
--------------------	-----



Gary Trost was a two-time first-team All-WAC honoree in 1991-92 and 1992-93.

1989-90

Marty Haws, Sr.	1st
Andy Toolson, Sr.	2nd

1990-91

Steve Schreiner, Sr.	1st
Shawn Bradley, Fr.	2nd

1991-92

Gary Trost, Jr.	1st
Nathan Call, Sr.	2nd

1992-93

Gary Trost, Sr.	1st
-----------------	-----

1993-94

Russell Larson, Jr.	1st
---------------------	-----

1994-95

Russell Larson, Sr.	1st
Kenneth Roberts, Jr.	1st



Russell Larson earned All-WAC First Team honors in 1993-94 and 1994-95. Larson averaged 19.9 points in 1993-94 and 17.9 in 1994-95.

ALL-CONFERENCE PERFORMERS

1995-96

Kenneth Roberts, Sr. 1st

1997-98

Mountain Division
Ron Selleaze, Jr. 2nd

1998-99

Pacific Division
Mark Bigelow, Fr. 2nd

1999-00 (Mountain West)

Mekeli Wesley, Jr. 2nd

2000-01

Mekeli Wesley, Sr. 1st
Terrell Lyday, Sr. 1st
Trent Whiting, Sr. 2nd

2001-02

Travis Hansen, Jr. 2nd

2002-03

Travis Hansen, Sr. 1st
Rafael Araujo, Jr. 3rd
Mark Bigelow, Jr. 3rd

2003-04

Rafael Araujo, Sr. 1st
Mark Bigelow, Sr. 2nd
Mike Hall, Jr. 3rd

2004-05

Mike Hall, Sr. 3rd

2005-06

Trent Plaisted, Fr. 2nd
Keena Young, Jr. 3rd

2006-07

Keena Young, Sr. 1st
Trent Plaisted, So. 2nd
Lee Cummond, So. 3rd

2007-08

Lee Cummond, Jr. 1st
Trent Plaisted, Jr. 1st
Jonathan Tavernari, So. 3rd



Mekeli Wesley and Terrell Lyday earned All-MWC First Team honors while leading BYU to the regular season and conference tournament titles.

2008-09

Lee Cummond, Sr. 1st
Jimmer Fredette, So. 1st
Jonathan Tavernari, Jr. 3rd

2009-10

Jimmer Fredette, Jr. 1st
Jackson Emery, Jr. 2nd
Tyler Haws, Fr. 3rd
Jonathan Tavernari, Sr. 3rd

2010-11

Jimmer Fredette, Sr. 1st
Jackson Emery, Sr. 2nd
Brandon Davies, So. 3rd

2011-12 (West Coast)

Brandon Davies, Jr. 1st
Noah Hartsock, Sr. 1st

2012-13

Brandon Davies, Sr. 1st
Tyler Haws, So. 1st

2013-14

Kyle Collinsworth, So. 1st
Tyler Haws, Jr. 1st

2014-15

Kyle Collinsworth, Jr. 1st
Tyler Haws, Sr. 1st

2015-16

Kyle Collinsworth, Sr. 1st
Chase Fischer, Sr. 1st
Nick Emery, Fr. 2nd


2016-17

TJ Haws, Fr. 1st
Eric Mika, So. 1st



Brandon Davies earned first-team All-WCC honors in 2011-12 and 2012-13.

Kyle Collinsworth was a three-time All-WCC First Team honoree and owns the NCAA season and career records for triple-doubles.



INDIVIDUAL CAREER RECORDS

POINTS SCORED

Rk	Name, Years	G	Pts	Avg
1	Tyler Haws, 2009-10, 12-15	139	2,720	19.6
2	Jimmer Fredette, 2007-11	139	2,599	18.7
3	Danny Ainge, 1977-81	118	2,467	20.9
4	Michael Smith, 1983-84, 86-89	122	2,319	19.0
5	Devin Durrant, 1978-80, 82-84	117	2,285	19.5
6	Russell Larson, 1991-95	129	1,885	14.6
7	Fred Roberts, 1978-82	119	1,841	15.5
8	Jeff Chatman, 1984-88	122	1,824	15.0
9	Mekell Wesley, 1997-01	115	1,740	15.1
10	Mark Bigelow, 1998-99, 01-04	120	1,715	14.3
11	Kyle Collinsworth, 2010-11, 13-16	140	1,707	12.2
12	Brandon Davies, 2009-13	135	1,680	12.4
13	Ken Roberts, 1990-91, 93-96	126	1,652	13.1
14	Lee Cummond, 2005-09	131	1,569	12.0
15	Jonathan Tavernant, 2006-10	132	1,519	11.5
16	Kresimir Cosic, 1970-73	79	1,513	19.2
17	Joe Nelson, 1946-50	114	1,494	13.1
18	Jay Chaceman, 1973-77	103	1,408	13.7
19	Roland Minson, 1948-51	105	1,407	13.4
20	Andy Toolson, 1984-85, 87-90	117	1,388	11.9
21	Trent Planted, 2004-08	103	1,372	13.3
22	Marty Haws, 1986-90	123	1,337	10.9
23	Dick Nemelka, 1963-66	78	1,299	16.7
24	Alan Taylor, 1976-80	110	1,284	11.7
25	Jackson Emery, 2005-06, 08-11	133	1,235	9.3
26	Doug Richards, 1971-74	78	1,218	15.6
27	Gary Frost, 1987-88, 90-93	114	1,205	10.6
28	Matt Carino, 2011-14	96	1,201	12.5
29	Eldon Brinley, 1927-31	—	1,195	—
30	Noah Hartscock, 2008-12	134	1,191	8.9
31	Joe Richey, 1950-53	89	1,177	13.2
32	Randy Reid, 1992-96	125	1,170	9.4
33	Kari Limu, 1966-69	76	1,156	15.2
34	Elwood Romney, 1929-33	—	1,150	—
35	Deug Howard, 1967-70	79	1,143	14.5
36	Mel Hutchins, 1947-48, 49-51	97	1,141	11.8
37	Travis Hansen, 2000-03	86	1,137	13.2
38	Steve Schreiner, 1988-91	93	1,128	12.1
39	Chase Fischer, 2014-16	71	1,121	15.8
40	John Fairchild, 1963-65	53	1,109	20.9
41	Gary Earnest, 1958-61	77	1,108	14.4
42	Terrell Lyday, 1999-01	66	1,105	16.7
43	Mark Handy, 1973-77	96	1,099	11.4
44	Bruce Burton, 1960-63	78	1,089	14.0
45	Eric Mika, 2013-14, 16-17	67	1,080	16.1
46	Keena Young, 2004-07	88	1,068	12.1
47	Scott Runia, 1976-80	110	1,051	9.6
48	Nick Emery, 2015-17	70	1,032	14.7
49	Bernie Fryer, 1970-72	55	1,031	18.7
50	Dave Eastis, 1958-61	69	1,015	14.7

Active, Career: Nick Emery – 1,032
Coach Rose, Career: Tyler Haws – 2,720

SCORING AVERAGE

Rk	Name, Years	G	Pts	Avg
1	John Fairchild, 1963-65	53	1,109	20.92
2	Danny Ainge, 1977-81	118	2,467	20.91
3	Tyler Haws, 2009-10, 12-15	139	2,720	19.6
4	Devin Durrant, 1978-80, 82-84	117	2,285	19.5
5	Kresimir Cosic, 1970-73	79	1,513	19.2
6	Michael Smith, 1983-84, 86-89	122	2,319	19.0
7	Bernie Fryer, 1970-72	55	1,030	18.73
8	Jimmer Fredette, 2007-11	139	2,599	18.70
9	Terrell Lyday, 1999-01	66	1,105	16.74
10	Dick Nemelka, 1963-66	78	1,299	16.65

*Minimum 50 Games Played
Active, Career: Nick Emery – 14.7
Coach Rose, Career: Tyler Haws – 19.6

FIELD GOALS MADE

Rk	Name, Years	G	FG	Avg
1	Danny Ainge, 1977-81	118	987	8.4
2	Tyler Haws, 2009-10, 12-15	139	917	6.6
3	Michael Smith, 1983-84, 86-89	122	886	7.3
4	Jimmer Fredette, 2007-11	139	838	6.0
5	Devin Durrant, 1978-80, 82-84	117	832	7.1
6	Jeff Chatman, 1984-88	122	751	6.1
7	Fred Roberts, 1978-82	119	687	5.8
8	Russell Larson, 1991-95	129	660	5.1
9	Kyle Collinsworth, 2010-11, 13-16	140	617	4.4
10	Brandon Davies, 2009-13	135	609	4.5

Active, Career: Nick Emery – 355
Coach Rose, Career: Tyler Haws – 917

FIELD GOAL ATTEMPTS

Rk	Name, Years	G	FGA	Avg
1	Tyler Haws, 2009-10, 12-15	139	1,916	13.8
2	Danny Ainge, 1977-81	118	1,875	15.9
3	Jimmer Fredette, 2007-11	139	1,843	13.2
4	Michael Smith, 1983-84, 86-89	122	1,749	14.3
5	Devin Durrant, 1978-80, 82-84	117	1,527	13.1
6	Roland Minson, 1948-51	105	1,484	14.1
7	Jeff Chatman, 1984-88	122	1,369	11.2
8	Joe Richey, 1950-53	89	1,332	15.0
9	Jonathan Tavernant, 2006-10	132	1,332	10.1
10	Kyle Collinsworth, 2010-11, 13-16	140	1,293	9.2

Active, Career: Nick Emery – 844
Coach Rose, Career: Tyler Haws – 1,916

FIELD GOAL PERCENTAGE*

Rk	Name, Years	FG	FGA	Pct
1	Alan Taylor, 1976-80	504	874	57.7
2	Rafael Araujo, 2002-04	366	646	56.7
3	Gary Frost, 1987-88, 90-93	420	742	56.6
4	Jared Miller, 1990-93	306	550	55.63
5	Russell Larson, 1991-95	660	1,188	55.55
6	Jeff Chatman, 1984-88	751	1,369	54.9
7	Ken Roberts, 1990-91, 93-96	561	1,027	54.63
8	Fred Roberts, 1978-82	687	1,259	54.7
9	Jim Usevitch, 1982-84, 86-88	315	578	54.498
10	Devin Durrant, 1978-80, 82-84	832	1,527	54.485

*Minimum 300 FG Made
Active, Career: Nick Emery – 421 (355-844)
Coach Rose, Career: Noah Hartscock – 544 (461-847)

3-POINT FIELD GOALS MADE

Rk	Name, Years	G	3FG	Avg
1	Jimmer Fredette, 2007-11	139	296	2.13
2	Jonathan Tavernant, 2006-10	132	265	2.01
3	Jackson Emery, 2005-06, 08-11	230	230	1.00
4	Chase Fischer, 2014-16	71	213	3.00
5	Mark Bigelow, 1998-99, 01-04	120	215	1.80
6	Nick Emery, 2015-17	70	162	2.31
7	Mike Rose, 2003-07	107	173	1.62
8	Tyler Haws, 2009-10, 12-15	139	157	1.13
9	Matt Carino, 2011-14	96	162	1.69
10	Lee Cummond, 2005-09	131	153	1.17

Active, Career: Nick Emery – 172
Coach Rose, Career: Jimmer Fredette – 296

3-POINT FIELD GOAL ATTEMPTS

Rk	Name, Years	G	3FGA	Avg
1	Jimmer Fredette, 2007-11	139	752	5.41
2	Jonathan Tavernant, 2006-10	132	698	5.29
3	Jackson Emery, 2005-06, 08-11	230	618	2.70
4	Mark Bigelow, 1998-99, 01-04	120	559	4.66
5	Chase Fischer, 2014-16	71	553	7.79
6	Matt Carino, 2011-14	96	458	4.77
7	Nick Emery, 2015-17	70	465	6.64
8	Tyler Haws, 2009-10, 12-15	139	421	3.03
9	Mike Rose, 2003-07	107	387	3.62
10	Randy Reid, 1992-96	125	355	2.84

Active, Career: Nick Emery – 455
Coach Rose, Career: Jimmer Fredette – 752

3-POINT FIELD GOAL PERCENTAGE*

Rk	Name, Years	3FG	3FGA	Pct
1	Nathan Call, 1986-88, 90-92	110	241	45.6
2	Mark Heslop, 1988-92	126	283	44.5
3	Andy Toolson, 1984-85, 87-90	141	323	43.7
4	Lee Cummond, 2005-09	153	355	43.1
5	Michael Smith, 1983-84, 86-89	116	270	43.0
6	Mike Rose, 2003-07	163	381	42.8
7	Sam Burgess, 2004-05, 06-08	81	196	41.3
8	TJ Haws, 2016-17	76	188	40.4
9	Skyler Halford, 2013-15	81	201	40.3
10	Austin Amge, 2003-07	113	281	40.2

*Minimum 75 3FG Made
Active, Career: TJ Haws – 404 (76-188)
Coach Rose, Career: Lee Cummond – 431 (153-355)

3-POINT FIELD GOALS PER GAME

Rk	Name, Years	G	3FG	3FG/G
1	Chase Fischer, 2014-16	71	103	3.03
2	Nick Emery, 2015-17	70	172	2.46
3	Jimmer Fredette, 2007-11	139	296	2.13
4	Jonathan Tavernant, 2006-10	132	265	2.01
5	Nick Sanderson, 1991-93	65	129	1.98
6	Terrell Lyday, 1999-01	66	127	1.92
7	Mark Bigelow, 1998-99, 01-04	120	213	1.78
8	Jackson Emery, 2005-06, 08-11	133	230	1.73
9	Matt Carino, 2011-14	96	157	1.64
10	Danny Bower, 1997-99	50	77	1.54

*Minimum 50 Games Played or 100 3-Point Field Goals
Active, Career: Nick Emery – 2.46
Coach Rose, Career: Chase Fischer – 3.03

FREE THROWS MADE

Rk	Name, Years	G	FT	FTA	Pct
1	Tyler Haws, 2009-10, 12-15	139	724	820	883
2	Jimmer Fredette, 2007-11	139	627	711	882
3	Devin Durrant, 1978-80, 82-84	117	431	491	878
4	Russell Larson, 1991-95	129	294	349	842
5	Mekell Wesley, 1997-01	115	338	407	830
6	Danny Ainge, 1977-81	118	229	277	827
7	Fred Roberts, 1978-82	119	251	304	826
8	Ken Roberts, 1990-91, 93-96	126	230	281	819
9	Trent Planted, 2004-08	103	493	604	816
10	Danny Ainge, 1977-81	118	287	353	813

Active, Career: Nick Emery – 178
Coach Rose, Career: Tyler Haws – 820

FREE THROW ATTEMPTS

Rk	Name, Years	G	FT	FTA	Pct
1	Devin Durrant, 1978-80, 82-84	117	820	883	92.8
2	Tyler Haws, 2009-10, 12-15	139	724	820	883
3	Jimmer Fredette, 2007-11	139	627	711	882
4	Brandon Davies, 2009-13	135	431	491	878
5	Kyle Collinsworth, 2010-11, 13-16	140	294	349	842
6	Russell Larson, 1991-95	129	338	407	830
7	Mekell Wesley, 1997-01	115	229	277	827
8	Ken Roberts, 1990-91, 93-96	126	251	304	826
9	Trent Planted, 2004-08	103	230	281	819
10	Danny Ainge, 1977-81	118	493	604	816

Active, Career: Nick Emery – 178
Coach Rose, Career: Tyler Haws – 820

FREE THROW PERCENTAGE*

Rk	Name, Years	FT	FTA	Pct
1	Tyler Haws, 2009-10, 12-15	724	820	883
2	Jimmer Fredette, 2007-11	627	711	882
3	Michael Smith, 1983-84, 86-89	431	491	878
4	Lee Cummond, 2005-09	294	349	842
5	Randy Reid, 1992-96	338	407	830
6	Brian Taylor, 1982-84, 86-88	229	277	827
7	Gary Batchelor, 1960-63	251	304	826
8	Noah Hartscock, 2008-12	230	281	819
9	Danny Ainge, 1977-81	493	604	816
10	Doug Howard, 1967-70	287	353	813

*Minimum 200 FT Made
Active, Career: Nick Emery – 843 (150-178)
Coach Rose, Career: Tyler Haws – 883 (724-820)

100 PERCENT FREE-THROW GAMES*

Rk	Name, Years	#
1	Tyler Haws, 2009-10, 12-15	10
2	Jimmer Fredette, 2007-11	4
3	Russell Larson, 1991-95	3
4	Kenneth Roberts, 1990-91, 93-96	3
5	Lee Cummond, 2005-09	3

*Minimum 10 Attempts

REBOUNDS

Rk	Name, Years	G	Reb	Avg
1	Kyle Collinsworth, 2010-11, 13-16	140	1,047	7.5
2	Michael Smith, 1983-84, 86-89	12		

INDIVIDUAL CAREER RECORDS

OFFENSIVE REBOUNDS

Rk	Name, Years	G	OReb	Avg
1	Kyle Collingsworth, 2010-11, 13-16	140	307	2.2
2	Nate Austin, 2011-16	153	289	1.9
3	Ken Roberts, 1990-91, 93-96	126	268	2.1
4	Brandon Davies, 2009-13	135	246	1.8
5	Russell Larson, 1991-95	129	245	1.9
6	Trent Plaisted, 2004-08	103	231	2.2
7	Gary Trost, 1987-88, 90-93	114	210	1.8
8	Lee Cummond, 2004-09	131	202	1.5
9	Keenan Young, 2005-07	88	201	2.3
10	Eric Mika, 2013-14, 16-17	67	197	2.9

Active, Career: Yoeli Childs – 62
Coach Rose, Career: Kyle Collingsworth – 307

ASSISTS

Rk	Name, Years	G	Asst	Avg
1	Kyle Collingsworth, 2010-11, 13-16	140	703	5.0
2	Matt Montague, 1996-97, 99-02	122	570	4.7
3	Danny Ainge, 1977-81	118	539	4.6
4	Nathan Call, 1986-88, 90-92	129	528	4.1
5	Jimmer Fredette, 2007-11	139	515	3.7
6	Marty Haws, 1986-90	123	502	4.1
7	Randy Reid, 1992-96	125	458	3.7
8	Matt Carlino, 2011-14	96	437	4.6
9	Scott Runia, 1976-80	110	405	3.7
10	Lee Cummond, 2005-09	131	372	2.8

Active, Career: Nick Emery – 173
Coach Rose, Career: Kyle Collingsworth – 703

ASSISTS PER GAME*

Rk	Name, Years	G	Asst	Avg
1	Kyle Collingsworth, 2010-11, 13-16	140	703	5.02
2	Matt Montague, 1996-97, 99-02	122	570	4.67
3	Danny Ainge, 1977-81	118	539	4.57
4	Matt Carlino, 2011-14	96	437	4.55
5	Nathan Call, 1986-88, 90-92	129	528	4.09
6	Marty Haws, 1986-90	123	502	4.08
7	Jimmer Fredette, 2007-11	139	515	3.71
8	Scott Runia, 1976-80	110	405	3.68
9	Randy Reid, 1992-96	125	458	3.66
10	Robbie Reid, 1993-95	64	226	3.53

*Minimum 50 Games Played
Active, Career: Nick Emery – 2.47
Coach Rose, Career: Kyle Collingsworth – 5.02

BLOCKS

Rk	Name, Years	G	Blk	Avg
1	Greg Kite, 1979-83	112	208	1.9
2	Shawn Bradley, 1990-91	34	177	5.2
3	Noah Hartsock, 2008-12	134	177	1.3
4	Russell Larson, 1991-95	129	166	1.3
5	Brandon Davies, 2009-13	135	123	0.9
6	Alan Taylor, 1976-80	110	119	1.1
7	Trent Plaisted, 2004-08	103	107	1.0
8	Jeff Chatman, 1984-88	122	107	0.9
9	Lee Cummond, 2005-09	131	106	0.8
10	Chris Miles, 2004-05, 07-10	131	89	0.7
10	Nate Austin, 2011-16	153	71	0.6

Active, Career: Yoeli Childs – 46
Coach Rose, Career: Noah Hartsock – 177

BLOCKS PER GAME*

Rk	Name, Years	G	Blk	Avg
1	Shawn Bradley, 1990-91	34	177	5.21
2	Greg Kite, 1979-83	112	208	1.86
3	Noah Hartsock, 2008-12	134	177	1.32
4	Eric Mika, 2013-14, 16-17	67	87	1.299
5	Russell Larson, 1991-95	129	166	1.287
6	Alan Taylor, 1976-80	110	119	1.08
7	Trent Plaisted, 2004-08	103	107	1.04
8	Alan Pollard, 1984-86	60	62	1.03
9	Corbin Kaufusi, 2014-16	86	80	0.93
10	Brandon Davies, 2009-13	135	123	0.91

*Minimum 50 Games Played or 150 Career Blocks
Active, Career: Yoeli Childs – 1.4 (33 Games Played)
Coach Rose, Career: Noah Hartsock – 1.3

STEALS

Rk	Name, Years	G	Stl	Avg
1	Jackson Emery, 2005-06, 08-11	133	249	1.9
2	Kyle Collingsworth, 2010-11, 13-16	140	229	1.6
3	Danny Ainge, 1977-81	118	195	1.7
4	Marty Haws, 1986-90	123	182	1.5
5	Jimmer Fredette, 2007-11	139	167	1.2
6	Jonathan Tavarnani, 2006-10	132	165	1.3
7	Matt Carlino, 2011-14	96	161	1.7
8	Scott Sinek, 1981-85	115	140	1.2
9	Nathan Call, 1986-88, 90-92	129	138	1.1
9	Tyler Haws, 2009-10, 12-15	139	138	1.0

Active, Career: Nick Emery – 107
Coach Rose, Career: Jackson Emery – 249

STEALS PER GAME*

Rk	Name, Years	G	Stl	Avg
1	Jackson Emery, 2005-06, 08-11	133	249	1.87
2	Matt Carlino, 2011-14	96	161	1.68
3	Danny Ainge, 1977-81	118	195	1.65
4	Kyle Collingsworth, 2010-11, 13-16	140	229	1.64
5	Nick Emery, 2015-17	70	107	1.53
6	Terrill Lyday, 1999-01	66	99	1.50
7	Mike Hall, 2003-05	60	89	1.483
8	Marty Haws, 1986-90	123	182	1.479
9	Robbie Reid, 1993-95	64	94	1.47
10	Rafael Araujo, 2002-04	62	88	1.42

*Minimum 50 Games Played
Active, Career: Nick Emery – 1.5
Coach Rose, Career: Jackson Emery – 1.9

ASSIST-TO-TURNOVER RATIO*

Rk	Name, Years	A	TO	A:TO
1	Craig Cusick, 2011-13	148	55	2.69:1
2	Marty Perry, 1982-85	299	117	2.56:1
3	Jackson Emery, 2005-06, 08-11	312	132	2.36:1
4	Ben Murdoch, 2006-08	157	67	2.34:1
5	Nathan Call, 1986-88, 90-92	528	236	2.24:1
6	Scott Runia, 1976-80	405	185	2.19:1
7	Kevin Santiago, 1988-90	193	90	2.14:1
8	Marty Haws, 1986-90	502	244	2.06:1
9	Steve Craig, 1975-76, 78-81	329	161	2.04:1
10	Randy Reid, 1992-96	458	232	1.97:1

*Minimum 50 Games Played and 2.0 APG
Active, Career: Nick Emery – 1.42:1
Coach Rose, Career: Craig Cusick – 2.69:1

ASSIST-TO-TURNOVER RATIO*

Rk	Name, Years	A	TO	A:TO
1	Marty Perry, 1982-85	299	117	2.56:1
2	Nathan Call, 1986-88, 90-92	528	236	2.24:1
3	Scott Runia, 1976-80	405	185	2.19:1
4	Kevin Santiago, 1988-90	193	90	2.14:1
5	Marty Haws, 1986-90	502	244	2.06:1
6	Randy Reid, 1992-96	458	232	1.97:1
7	Kyle Collingsworth, 2010-11, 13-16	703	367	1.92:1
8	Matt Montague, 1996-97, 99-02	570	300	1.90:1
9	Matt Carlino, 2011-14	437	243	1.80:1
10	Austin Aenge, 2003-07	355	227	1.56:1

*Minimum 50 Games Played and 3.0 APG
Active, Career: TJ Haws – 1.28:1 (34 Games Played, 3.2 APG)
Coach Rose, Career: Matt Carlino – 1.80:1

TURNOVERS

Rk	Name, Years	G	TO	Avg
1	Nate Austin, 2011-16	118	379	3.2
2	Kyle Collingsworth, 2010-11, 13-16	140	367	2.6
3	Fred Roberts, 1978-82	119	360	3.0
4	Michael Smith, 1983-84, 86-89	122	359	2.9
5	Jimmer Fredette, 2007-11	139	350	2.5
6	Devin Durrant, 1978-80, 82-84	117	339	2.9
7	Matt Montague, 1996-97, 99-02	122	300	2.5
8	Brandon Davies, 2009-13	135	283	2.1
9	Mekell Wesley, 1997-01	115	255	2.2
10	Marty Haws, 1986-90	123	244	2.0
10	Mark Bigelow, 1998-99, 01-04	120	244	2.0
10	Tyler Haws, 2009-10, 12-15	139	244	1.8

Active, Career: Nick Emery – 122
Coach Rose, Career: Kyle Collingsworth – 367

PERSONAL FOULS

Rk	Name, Years	G	PF	Avg
1	Nate Austin, 2011-16	153	425	2.8
2	Michael Smith, 1983-84, 86-89	122	408	3.3
3	Brandon Davies, 2009-13	135	406	3.0
4	Danny Ainge, 1977-81	118	393	3.3
5	Eric Nielsen, 1996-97, 99-02	122	391	3.2
6	Mekell Wesley, 1997-01	115	378	3.3
7	Mark Durrant, 1989-90, 92-95	128	374	2.9
8	Greg Kite, 1979-83	112	365	3.3
9	Randy Reid, 1992-96	125	348	2.8
10	Alan Taylor, 1976-80	110	341	3.1

Active, Career: Nick Emery – 200
Coach Rose, Career: Brandon Davies – 406

TIMES DISQUALIFIED

Rk	Name, Years	DQ
1	Greg Kite, 1979-83	24
2	Jay Chiesman, 1973-77	23
3	Mark Durrant, 1989-90, 92-95	22
3	Alan Taylor, 1976-80	22
3	Steve Craig, 1975-76, 78-81	22
6	Roy Thacker, 1956-59	20
6	Nate Austin, 2011-16	20
8	Danny Ainge, 1977-81	19
8	Tom Gneiting, 1984-87	19
10	Russell Larson, 1991-95	18
10	Eric Nielsen, 1996-97, 99-02	18
10	Nick Mateljan, 1951-54	18

Active, Career: Nick Emery – 10
Coach Rose, Career: Nate Austin – 20

GAMES PLAYED

Rk	Name, Years	GP
1	Nate Austin, 2011-16	153
2	Charles Abouo, 2008-12	141
3	Kyle Collingsworth, 2010-11, 13-16	140
4	Jimmer Fredette, 2007-11	139
4	Tyler Haws, 2009-10, 2012-15	139
6	Brandon Davies, 2009-13	135
7	Goary Trost, 2008-12	134
8	Jackson Emery, 2005-06, 08-11	133
9	Jonathan Tavarnani, 2006-10	132
10	Lee Cummond, 2005-09	131
10	Chris Miles, 2004-05, 07-10	131

Active, Career: Nick Emery – 70
Coach Rose, Career: Nate Austin – 153

CONSECUTIVE GAMES PLAYED

Rk	Name, Years	#
1	Charles Abouo, 2008-12	141
2	Lee Cummond, 2005-09	131
3	Mark Durrant, 1989-90, 92-95	128
4	Ken Roberts, 1990-91, 93-96	126
5	Jonathan Tavarnani, 2006-10	124
6	Marty Haws, 1986-90	123
7	Jeff Chatman, 1984-88	122
7	Nathan Cooper, 1995-96, 98-01	122
7	Matt Montague, 1996-97, 99-02	122
7	Eric Nielsen, 1996-97, 99-02	122

GAMES STARTED

Rk	Name, Years	GS
1	Tyler Haws, 2009-10, 12-15	137
2	Kyle Collingsworth, 2010-11, 13-16	130
3	Randy Reid, 1992-96	123
4	Jeff Chatman, 1984-88	122
5	Ken Roberts, 1990-91, 93-96	121
6	Fred Roberts, 1978-82	119
6	Mark Bigelow, 1998-99, 01-04	119
8	Danny Ainge, 1977-81	118
9	Devin Durrant, 1978-80, 82-84	117
9	Michael Smith, 1983-84, 86-89	117

CONSECUTIVE GAMES STARTED

Rk	Name, Years	#
1	Jeff Chatman, 1984-88	122
2	Fred Roberts, 1978-82	119
3	Mark Bigelow, 1998-99, 01-04	118
4	Devin Durrant, 1978-80, 82-84	117
5	Lee Cummond, 2005-09	102
6	Marty Haws, 1986-90	91
7	Michael Smith, 1983-84, 86-89	90
8	Mekell Wesley, 1997-01	71
8	Brandon Davies, 2009-13	71
10	Chris Miles, 2004-05, 07-10	66
10	Noah Hartsock, 2008-12	66

MINUTES PLAYED

Rk	Name, Years	G	Min	Avg
1	Tyler Haws, 2009-10, 12-15	139	4,427	31.8
2	Kyle Collingsworth, 2010-11, 13-16	140	4,330	30.9
3	Danny Ainge, 1977-81	118	4,259	36.1
4	Jimmer Fredette, 2007-11	139	4,119	29.6
5	Fred Roberts, 1978-82	119	4,058	34.1
6	Devin Durrant, 1978-80, 82-84	117	3,949	33.8
7	Ken Roberts, 1990-91, 93-96	126	3,910	31.0
8	Michael Smith, 1983-84, 86-89	122	3,877	31.8
9	Mark Bigelow, 1998-99, 01-04	120	3,842	32.0
10	Randy Reid, 1992-96	125	3,672	29.4

Active, Career: Nick Emery – 2,156
Coach Rose, Career: Tyler Haws – 4,427

MOST OVERALL VICTORIES

Rk	Name, Years	#
1	Charles Abouo, 2008-12	113
2	Jimmer Fredette, 2007-11	112
3	Noah Hartsock, 2008-12	107
3	Brandon Davies, 2009-13	107
5	Nate Austin, 2011-16	106
6	Jackson Emery, 2005-06, 08-11	105
7	Jonathan Tavarnani, 2006-10	103
7	Kyle Collingsworth, 2010-11, 13-16	103
9	Tyler Haws, 2009-10, 12-15	100
10	Lee Cummond, 2005-09	97

INDIVIDUAL CAREER RECORDS

HIGHEST WINNING PERCENTAGE (MIN. 75 GP)*

Rk	Name, Years	GP	W	L	Pct
1	James Anderson, 2008-11	87	73	14	.839
2	Jimmer Fredette, 2007-11	139	112	27	.806
3	Charles Abouo, 2008-12	141	113	28	.801
4	Noah Hartsock, 2008-12	134	107	27	.799
5	Brandon Davies, 2009-13	135	107	28	.793
6	Jackson Emery, 2005-06, 08-11	133	105	28	.789
7	Jonathan Tavernant, 2006-10	132	103	29	.780
8	Brock Zylstra, 2009-13	119	91	28	.765
9	Kyle Collinsworth, 2010-11, 13-16	140	103	37	.736
10	Steve Trumbo, 1978-82	116	84	31	.730

*Minimum 75 Games Played

TRIPLE-DOUBLES

Rk	Name, Years	T-D	
1	Kyle Collinsworth	12	
<i>Hawaii, 12/6/14 (19 points, 12 rebounds, 10 assists)</i>			
<i>Gonzaga, 12/27/14 (19 points, 12 rebounds, 10 assists)</i>			
<i>San Francisco, 1/3/15 (12 points, 12 rebounds, 10 assists)</i>			
<i>Pacific, 1/15/15 (17 points, 11 rebounds, 11 assists)</i>			
<i>Loyola Marymount, 2/7/15 (23 points, 12 rebounds, 10 assists)</i>			
<i>Portland, 3/9/15 (13 points, 14 rebounds, 11 assists)</i>			
<i>Belmont, 11/28/15 (26 points, 10 rebounds, 10 assists)</i>			
<i>Central Michigan, 12/18/15 (12 points, 10 rebounds, 10 assists)</i>			
<i>Santa Clara, 1/17/16 (21 points, 11 rebounds, 10 assists)</i>			
<i>at Loyola Marymount, 1/21/16 (10 points, 13 rebounds, 15 assists)</i>			
<i>Portland, 2/25/16 (14 points, 10 rebounds, 16 assists)</i>			
<i>UAB, 3/16/16 (19 points, 10 rebounds, 12 assists)</i>			
2	Danny Ainge	1	
<i>Long Beach State, 11/28/77 (27 points, 10 rebounds, 13 assists)</i>			
Kresimir Cosic			1
<i>Niagara 1/17/73 (15 points, 19 rebounds, 12 assists)</i>			
Fred Roberts			1
<i>Utah, 3/7/81 (21 points, 10 rebounds, 10 assists)</i>			
Michael Smith			1
<i>Colorado State, 2/13/88 (20 points, 12 rebounds, 10 assists)</i>			

DOUBLE-DOUBLES

Rk	Name, Years	D-D
1	Kresimir Cosic, 1970-73	48
2	John Fairchild, 1964-65	39
3	Kyle Collinsworth, 2010-11, 13-16	37
4	Alan Taylor, 1976-80	34
5	Bruce Burton, 1960-63	31
6	Steve Trumbo, 1978-82	30
7	Michael Smith, 1983-84, 86-89	29
8	Brett Applegate, 1982-84	28
9	Russell Larson, 1991-95	27
10	Jay Cheesman, 1973-77	25

Active, Career: Yoeli Childs – 5
Coach Rose, Career: Kyle Collinsworth – 37

CONSECUTIVE DOUBLE-DOUBLES

Rk	Name, Years	#
1	Kresimir Cosic, 2/26/71 to 12/11/71	10
Brett Applegate, 12/21/83 to 1/30/84		
3	John Fairchild, 2/20/65 to 3/14/65	7
Eric Mika, 12/31/16 to 01/21/17		
5	Bruce Burton, 1/5/63 to 2/2/63	6
Kresimir Cosic, 12/29/71 to 1/27/72		
7	Mark Miller, 2/5/60 to 2/20/60	5
John Fairchild, 12/14/63 to 12/28/63		
John Fairchild, 12/30/64 to 1/16/65		
Jim Eakins, 2/1/68 to 2/24/68		
Rafael Araujo, 11/29/03 to 12/13/03		

CONSECUTIVE FREE THROWS MADE

Rk	Name, Years	#
1	Tyler Haws, 2/13/2010 to 11/9/2012	50
2	Jimmer Fredette, 11/17/09 to 12/12/09	39
3	Jimmer Fredette, 3/11/10 to 3/18/10	37
4	Michael Smith, 2/9/89 to 2/25/89	32
5	Tyler Haws, 3/8/14 to 11/14/14	31
6	Tyler Haws, 11/25/13 to 12/11/13	30
7	Jimmer Fredette, 2/2/11 to 2/11/11	28
8	Stephen Rogers, 12/30/10 to 3/24/11	27
9	Tyler Haws, 12/8/12 to 12/29/12	26
10	Jimmer Fredette, 1/5/11 to 1/18/11	25
Skyler Halford, 2/13/14 to 12/29/14		

DOUBLE-FIGURE SCORING GAMES

Rk	Name, Years	#
1	Tyler Haws, 2009-10, 12-15	122
2	Danny Ainge, 1977-81	117
3	Jimmer Fredette, 2007-11	106
4	Michael Smith, 1983-84, 86-89	100
5	Devin Durrant, 1978-80, 82-84	99
Mark Bigelow, 1998-99, 01-04		
Kyle Collinsworth, 2010-11, 13-16		
8	Fred Roberts, 1978-82	96
9	Russell Larson, 1991-95	92
10	Brandon Davies, 2009-13	90
Mekell Wesley, 1997-01		

CONSECUTIVE DOUBLE-FIGURE SCORING GAMES

Rk	Name, Years	#
1	Danny Ainge, 12/13/77 to 3/21/81	112
2	Michael Smith, 1/10/87 to 3/10/89	77
3	Tyler Haws, 1/26/13 to 12/20/14	60
4	Devin Durrant, 11/26/82 to 2/16/84	51
5	Jeff Chatman, 1/24/87 to 3/19/88	44
Russell Larson, 12/10/93 to 1/9/95		
7	Jimmer Fredette, 3/6/10 to 3/24/11	42
8	Bernie Fryer, 12/4/70 to 12/22/71	37
9	Eric Mika, 3/20/14 to 3/15/17	35
10	John Fairchild, 2/22/84 to 3/14/85	33

20-20 GAMES (POINTS-REBOUNDS)

Rk	Name, Years	#
1	John Fairchild, 1963-65	3
2	Bob Skousen, 1958-59, 61-63	1
Mark Miller, 1959-60, 62-63		
Bruce Burton, 1960-63		
Kresimir Cosic, 1970-73		
Mark Handy, 1973-77		
Brandon Davies, 2009-13		

20-POINT GAMES

Rk	Name, Years	#
1	Tyler Haws, 2009-10, 12-15	74
2	Michael Smith, 1983-84, 86-89	67
3	Danny Ainge, 1977-81	65
4	Jimmer Fredette, 2007-11	63
5	Devin Durrant, 1978-80, 82-84	57
6	Kresimir Cosic, 1970-73	38
7	Jeff Chatman, 1984-88	36
8	Russell Larson, 1991-95	34
9	Fred Roberts, 1978-82	33
10	Ken Roberts, 1990-91, 93-96	31

CONSECUTIVE 20-POINT GAMES

Rk	Name, Years	#
1	Jimmer Fredette, 1/5/11 to 3/24/11	22
2	Danny Ainge, 12/19/80 to 1/24/81	11
Michael Smith, 12/17/88 to 2/2/89		
4	Devin Durrant, 12/28/83 to 2/8/84	11
5	Michael Smith, 2/9/89 to 3/10/89	10
Tyler Haws, 3/2/13 to 11/25/13		
Tyler Haws, 1/3/15 to 2/7/15		
8	Timo Saarelainen, 1/17/85 to 2/9/85	8
Michael Smith, 3/11/88 to 12/9/88		
10	Devin Durrant, 11/26/83 to 12/21/83	8
Devin Durrant, 2/25/84 to 3/17/84		
Jimmer Fredette, 3/11/10 to 11/20/10		
Tyler Haws, 12/29/12 to 1/19/13		
Russell Larson, 12/6/94 to 12/30/94		

30-POINT GAMES

Rk	Name, Years	#
1	Jimmer Fredette, 2007-11	24
2	Devin Durrant, 1978-80, 82-84	17
Michael Smith, 1983-84, 86-89		
4	Tyler Haws, 2009-10, 12-15	15
5	Danny Ainge, 1977-81	12
6	Kresimir Cosic, 1970-73	10
7	Dick Nemelka, 1963-66	8
8	John Fairchild, 1963-65	7
9	Timo Saarelainen, 1980-85	5
10	Terry Tebbis, 1953-56	4
John Nicoll, 1957-59		
Russell Larson, 1991-95		
Ken Roberts, 1990-91, 93-96		
Mekell Wesley, 1997-01		

CONSECUTIVE 30-POINT GAMES

Rk	Name, Years	#
1	Devin Durrant, 12/28/83 to 1/26/84	6
2	Jimmer Fredette, 3/11/11 to 3/24/11	5
3	Kresimir Cosic, 12/3/71 to 12/9/71	3
Michael Smith, 12/23/86 to 12/29/86		
Michael Smith, 1/12/89 to 1/19/89		
Jimmer Fredette, 3/11/10 to 3/18/10		
Jimmer Fredette, 1/22/11 to 1/29/11		
8	Dick Nemelka, 12/3/65 to 12/4/65	3
Dick Nemelka, 12/29/65 to 12/30/65		
John Fairchild, 2/6/65 to 2/11/65		
Danny Ainge, 2/28/81 to 3/7/81		
Devin Durrant, 2/14/84 to 2/16/84		
Devin Durrant, 3/1/84 to 3/3/84		
Michael Smith, 12/19/87 to 12/29/87		
Michael Smith, 12/1/88 to 12/3/88		
Michael Smith, 2/16/89 to 2/18/89		
Michael Smith, 3/4/89 to 3/10/89		
Rafael Araujo, 12/2/03 to 12/6/03		
Jimmer Fredette, 3/2/11 to 3/5/11		
Tyler Haws, 1/9/14 to 1/11/14		
Tyler Haws, 1/30/14 to 2/1/14		
Tyler Haws, 12/2/14 to 12/6/14		
Nick Emery, 2/11/16 to 2/13/16		

40-POINT GAMES

Rk	Name, Years	#
1	Jimmer Fredette, 2007-11	6
2	Tyler Haws, 2009-10, 12-15	2
3	Dave Eastis, 1958-61	1
Bob Skousen, 1958-59, 61-63		
John Fairchild, 1963-65		
Dick Nemelka, 1963-66		
Wally Hume, 1977-81		
Timo Saarelainen, 1980-85		
Marty Haws, 1986-90		
Chase Fischer, 2014-16		

15-REBOUND GAMES

Rk	Name, Years	#
1	Kresimir Cosic, 1970-73	21
2	John Fairchild, 1963-65	17
3	Bruce Burton, 1960-63	10
Jim Eakins, 1965-68		
Alan Taylor, 1976-80		
Steve Trumbo, 1978-82		
7	Paul Ruffner, 1968-70	9
8	Mark Handy, 1973-77	7
9	Kyle Collinsworth, 2010-11, 13-16	6
10	Craig Raymond, 1964-67	5
Brian Ambrozich, 1971-73		
Brett Applegate, 1982-84		
Trent Plaisted, 2004-08		

20-REBOUND GAMES

Rk	Name, Years	#
1	John Fairchild, 1963-65	5
2	Kresimir Cosic, 1970-73	3
3	Mel Hutchins, 1947-48, 49-51	2
Alan Taylor, 1976-80		
5	John Benson, 1954-57	2
John Nicoll, 1957-59		
Bob Skousen, 1958-59, 61-63		
Mark Miller, 1959-60, 62-63		
Bruce Burton, 1960-63		
Bill Blumenthal, 1961-64		
Craig Raymond, 1964-67		
Scott Warner, 1967-70		
Brian Ambrozich, 1971-73		
Mark Handy, 1973-77		
Steve Trumbo, 1978-82		
Brandon Davies, 2009-13		
Kyle Davis, 2015-16		

10-ASSIST GAMES

Rk	Name, Years	#
1	Kyle Collinsworth, 2010-11, 13-16	18
2	Matt Montague, 1996-97, 99-02	10
3	Nathan Call, 1986-88, 90-92	6
4	Danny Ainge, 1977-81	5
Randy Reid, 1992-96		
6	Mike May, 1976-78	4
7	Scott Runia, 1976-80	3
Marty Haws, 1986-90		
Matt Carlino, 2011-14		

5-BLOCKS GAMES

Rk	Name, Years	#
1	Shawn Bradley, 1990-91	22
2	Greg Kite, 1979-83	12
3	Alan Taylor, 1976-80	3
Trent Plaisted, 2004-08		
5	Alan Pollard, 1984-86	2
Russell Larson, 1991-95		
James Anderson, 2008-11		

3-BLOCKS GAMES

Rk	Name, Years	#
1	Greg Kite, 1979-83	35
2	Shawn Bradley, 1990-91	28
3	Noah Hartsock, 2008-12	24
4	Russell Larson, 1991-95	21
5	Alan Taylor, 1976-80	13
Eric Mika, 2013-14, 16-17		
7	Alan Pollard, 1984-86	10
Jeff Chatman, 1984-88		
Trent Plaisted, 2004-08		
9	Jim Usevitch, 1982-84, 86-88	8
Lee Cummard, 2005-09		
Brandon Davies, 2009-13		

5-STEALS GAMES

Rk	Name, Years	#
1	Jackson Emery, 2005-06, 08-11	13
2	Kyle Collinsworth, 2010-11, 13-16	6
Marty Haws, 1986-90		
4	Danny Ainge, 1977-81	4
Robbie Reid, 1993-95		

INDIVIDUAL CAREER RECORDS

3-STEALS GAMES

Rk	Name, Years	#
1	Jackson Emery, 2005-06, 08-11	39
2	Kyle Collinsworth, 2010-11, 13-16	35
3	Danny Ainge, 1977-81	30
4	Matt Carlino, 2011-14	25
5	Marty Haws, 1986-90	23
6	Jonathan Tavernari, 2006-10	21
7	Jonathan Call, 1986-88, 90-92	17
	Russell Larson, 1991-95	17
	Jimmer Fredette, 2007-11	17
10	Scott Rania, 1976-80	16

5 3-POINTERS GAMES

Rk	Name, Years	#
1	Chase Fischer, 2014-16	14
2	Jonathan Tavernari, 2006-10	13
	Jimmer Fredette, 2007-11	13
4	Jackson Emery, 2005-06, 08-11	11
5	Nick Emery, 2015-16	8
6	Matt Carlino, 2011-14	6
7	Terrell Lyday, 1999-01	5
	Mike Rose, 2003-07	5
9	Nick Sanderson, 1991-93	4
	Brock Zylstra, 2009-13	4

3 3-POINTERS GAMES

Rk	Name, Years	#
1	Jimmer Fredette, 2007-11	47
2	Jonathan Tavernari, 2006-10	46
3	Chase Fischer, 2014-16	39
4	Mark Bigelow, 1998-99, 01-04	39
	Jackson Emery, 2005-06, 08-11	34
6	Nick Emery, 2015-16	33
7	Matt Carlino, 2011-14	25
8	Mike Rose, 2003-07	24
9	Nick Sanderson, 1991-93	22
10	Andy Toolson, 1984-85, 87-90	21

CONSECUTIVE GAMES WITH A 3-POINTER

Rk	Name, Years	#
1	Nick Emery, 2/22/16 to 1/28/17	32
2	Jimmer Fredette, 12/8/10 to 3/24/11	27
3	Chase Fischer, 12/23/15 to 3/29/16	26
4	Jackson Emery, 1/27/10 to 12/8/10	24
5	Mark Bigelow, 2/13/99 to 1/15/02	22
	Jonathan Tavernari, 11/29/08 to 2/24/09	22
	Nick Emery, 11/20/15 to 2/4/16	22
8	Terrell Lyday, 11/20/00 to 2/12/01	21
9	Jonathan Tavernari, 2007-08 to 2008-09	20
10	Chase Fischer, 11/24/14 to 1/17/15	18

HIGHEST POINTS AVAILABLE PERCENTAGE (MINIMUM 500 POINTS)

Rk	Name vs. Opponent, Date	Pts	PA	PAP
1	Jared Jensen, 2001-05 (287-506 FG, 0-0 3FG, 271-335 FT)	845	1347	627
2	Russell Larson, 1991-95 (650-1,188 FG, 24-65 3FG, 541-673 FT)	1885	3114	605
3	Ken Roberts, 1990-91, 93-96 (561-1,027 FG, 19-42 3FG, 511-641 FT)	1652	2737	604
4	Gary Trost, 1987-88, 90-93 (420-742 FG, 6-16 3FG, 359-506 FT)	1205	2006	601
5	Tom Gneiting, 1986-87 (244-444 FG, 1-1 3FG, 237-338 FT)	726	1227	592
6	Fred Roberts, 1978-82 (687-1,259 FG, 0-0 3FG, 467-602 FT)	1841	3120	5901
7	Devin Durrant, 1978-80, 82-84 (832-1,527 FG, 0-0 3FG, 275-390 FT)	2285	3874	5898
8	Jim Usevitch, 1982-84, 86-88 (315-578 FG, 0-0 3FG, 275-390 FT)	905	1546	585
9	Alan Taylor, 1976-80 (504-874 FG, 0-0 3FG, 276-454 FT)	1284	2202	583
10	Rafael Araujo, 2002-04 (366-646 FG, 11-41 3FG, 192-278 FT)	935	1611	580

HIGHEST POINTS PER FIELD GOAL ATTEMPT (MINIMUM 500 POINTS)

Rk	Name vs. Opponent, Date	Pts	FGA	Ratio
1	Jared Jensen, 2001-05	845	506	1.670
2	Tom Gneiting, 1984-87	726	444	1.635
3	Gary Trost, 1987-88, 90-93	1205	742	1.624
4	Ken Roberts, 1990-91, 93-96	1652	1027	1.609
5	Russell Larson, 1991-95	1885	1188	1.587
6	Jim Usevitch, 1982-84, 86-88	909	578	1.573
7	Brian Taylor, 1982-84, 86-88	754	484	1.558
8	Eric Mika, 2013-14, 16-17	1080	705	1.532
9	Mark Durrant, 1989-90, 92-95	687	458	1.500
10	Devin Durrant, 1978-80, 82-84	2285	1527	1.4964

HIGHEST EFFECTIVE FIELD GOAL PERCENTAGE (MINIMUM 500 POINTS)

Rk	Name vs. Opponent, Date	FG	3FG	eFG%
1	Lee Cummand, 2005-09	561-1049	153-355	608
2	Mike Rose, 2003-07	205-487	163-381	588
3	Jackson Emery, 2005-06, 08-11	409-899	230-601	583
4	Nathan Call, 1986-88, 90-92	227-489	110-241	5767
5	Alan Taylor, 1976-80	504-874	0-0	5766
6	Rafael Araujo, 2002-04	366-646	11-41	575
7	Mark Heslop, 1988-92	232-516	126-283	572
8	Gary Trost, 1987-88, 90-93	420-742	6-16	570
9	Noah Hartsock, 2008-12	461-847	39-99	5673
10	Jared Jensen, 2001-05	287-506	0-0	5672

eFG% = (FG + 0.5 * 3P) / FGA

INDIVIDUAL SEASON RECORDS

POINTS

Rk	Name, Year	G	Pts	Avg
1	Jimmer Fredette, 2010-11	37	1,068	28.9
2	Devin Durrant, 1983-84	31	866	27.9
3	Danny Ainge, 1980-81	32	782	24.4
4	Tyler Haws, 2012-13	36	780	21.7
5	Tyler Haws, 2014-15	35	776	22.2
6	Tyler Haws, 2013-14	33	767	23.2
7	Michael Smith, 1988-89	29	765	26.4
8	Jimmer Fredette, 2009-10	34	751	22.1
9	Eric Mika, 2016-17	34	691	20.3
10	Michael Smith, 1987-88	32	679	21.2

Active, Season: Nick Emery - 585 (2015-16)
 Coach Rose, Season: Jimmer Fredette - 1,068 (2010-11)

SCORING AVERAGE*

Rk	Name, Year	G	Pts	Avg
1	Jimmer Fredette, 2010-11	37	1,068	28.9
2	Devin Durrant, 1983-84	31	866	27.9
3	Michael Smith, 1988-89	29	765	26.4
4	Danny Ainge, 1980-81	32	782	24.4
5	Dick Nemelek, 1965-66	25	599	24.0
6	Tyler Haws, 2013-14	33	767	23.2
7	Devin Durrant, 1982-83	29	662	22.8
8	Kresimir Cosic, 1971-72	26	581	22.4
9	Tyler Haws, 2014-15	35	776	22.2
10	Jimmer Fredette, 2009-10	34	751	22.1

*Minimum 20 Games Played
 Active, Season: Nick Emery - 16.3 (2015-16)
 Coach Rose, Season: Jimmer Fredette - 28.9 (2010-11)

FIELD GOALS MADE

Rk	Name, Years	FG
1	Jimmer Fredette, 2010-11	346
2	Devin Durrant, 1983-84	312
3	Danny Ainge, 1980-81	309
4	Michael Smith, 1988-89	286
5	Tyler Haws, 2012-13	276
6	Tyler Haws, 2014-15	258
7	Michael Smith, 1986-87	253
	Jeff Chatman, 1987-88	253
9	Tyler Haws, 2013-14	252
10	Michael Smith, 1987-88	248

Active, Season: Nick Emery - 203 (2015-16)
 Coach Rose, Season: Jimmer Fredette - 346 (2010-11)

FIELD GOAL ATTEMPTS

Rk	Name, Years	FGA
1	Jimmer Fredette, 2010-11	765
2	Roland Minson, 1950-51	627
3	Danny Ainge, 1980-81	596
4	Mel Hutchins, 1950-51	575
5	Tyler Haws, 2012-13	571
6	Tom Steinkne, 1956-57	565
7	Joe Richey, 1952-53	554
8	Michael Smith, 1988-89	545
9	Tyler Haws, 2013-14	544
10	Devin Durrant, 1983-84	543

Active, Season: Nick Emery - 478 (2015-16)
 Coach Rose, Season: Jimmer Fredette - 765 (2010-11)

FIELD GOAL PERCENTAGE*

Rk	Name, Year	FG	FGA	Pct
1	Russell Larson, 1992-93	135	214	631
2	Jim Usevitch, 1983-84	85	137	620
3	Tom Gneiting, 1986-87	90	146	616
4	Corbin Kaufusi, 2015-16	79	129	612
5	Eric Nielsen, 2000-01	77	127	606
6	Alan Taylor, 1979-80	138	231	5974
7	Gary Trost, 1990-91	80	134	5970
8	Jeff Chatman, 1987-88	253	425	595
9	Jared Jensen, 2001-02	88	149	591
10	Fred Roberts, 1979-80	151	257	588

*Minimum 50 FG Made
 Active, Season: Yoeli Childs - 550 (122-222) (2016-17)
 Coach Rose, Season: Chris Miles - 570 (94-165) (2008-09)

FIELD GOAL PERCENTAGE*

Rk	Name, Year	FG	FGA	Pct
1	Russell Larson, 1992-93	135	214	631
2	Alan Taylor, 1979-80	138	231	597
3	Jeff Chatman, 1987-88	253	425	595
4	Fred Roberts, 1979-80	151	257	588
5	Alan Taylor, 1978-79	148	252	587
6	Fred Roberts, 1980-81	126	373	579
7	Ken Roberts, 1993-94	212	246	577
8	Devin Durrant, 1983-84	312	543	575
9	Rafael Araujo, 2003-04	211	368	5733
10	Jared Miller, 1992-93	161	281	5729

*Minimum 100 FG Made
 Active, Season: Yoeli Childs - 550 (122-222) (2016-17)
 Coach Rose, Season: Lee Cummand - 569 (198-348) (2010-11)

3-POINT FIELD GOALS

Rk	Name, Years	3FG
1	Jimmer Fredette, 2010-11	124
2	Chase Fischer, 2015-16	112
3	Chase Fischer, 2014-15	103
4	Nick Emery, 2015-16	97
5	Jackson Emery, 2010-11	92
6	Jonathan Tavernari, 2007-08	88
7	Jonathan Tavernari, 2008-09	85
8	Jackson Emery, 2009-10	85
9	Jimmer Fredette, 2009-10	77
10	TJ Haws, 2016-17	76

Active, Season: Nick Emery - 97 (2015-16)
 Coach Rose, Season: Jimmer Fredette - 124 (2010-11)

3-POINT FIELD GOAL ATTEMPTS

Rk	Name, Years	3FGA
1	Jimmer Fredette, 2010-11	313
2	Chase Fischer, 2015-16	305
3	Jackson Emery, 2010-11	255
4	Nick Emery, 2015-16	253
5	Chase Fischer, 2014-15	248
6	Jonathan Tavernari, 2007-08	234
7	Jonathan Tavernari, 2008-09	223
8	Nick Sanderson, 1992-93	209
9	Nick Emery, 2016-17	202
10	Jimmer Fredette, 2009-10	197

Active, Season: Nick Emery - 253 (2015-16)
 Coach Rose, Season: Jimmer Fredette - 313 (2010-11)

3-POINT FIELD GOAL PERCENTAGE*

Rk	Name, Year	3FG	3FGA	Pct
1	Nathan Call, 1991-92	45	85	529
2	Zac Seljaas, 2015-16	68	136	500
3	Andy Toolson, 1989-90	74	151	490
4	Brock Reicher, 2005-06	53	110	482
5	Skyler Halford, 2014-15	52	108	481
6	Austin Ainge, 2006-07	56	117	479
7	Lee Cummand, 2007-08	60	127	472
8	Mike Rose, 2006-07	61	131	466
9	Mark Heslop, 1991-92	58	127	457
10	Jimmer Fredette, 2009-10	77	175	440

*Minimum 35 3FG Made
 Active, Season: Zac Seljaas - 500 (68-136) (2016-17)
 Coach Rose, Season: Zac Seljaas - 500 (68-136) (2015-16)

INDIVIDUAL SEASON RECORDS

3-POINT FIELD GOAL PERCENTAGE*

Rk	Name, Year	3FG	3FGA	Pct
1	Andy Tootson, 1989-90	74	151	490
2	Jimmer Fredette, 2009-10	77	175	440
3	Jackson Emery, 2009-10	85	197	431
4	Chase Fischer, 2014-15	103	248	415
5	TJ Haws, 2016-17	76	188	404
6	Jimmer Fredette, 2010-11	124	313	396
7	Nick Emery, 2015-16	97	253	383
8	Jonathan Tavarnani, 2008-09	85	223	381
9	Jonathan Tavarnani, 2007-08	88	234	376
10	Nick Emery, 2016-17	75	202	371

*Minimum 70 3FG Made

Active, Season: Nick Emery – 383 (97-253) (2015-16)

Coach Rose, Season: Jimmer Fredette – 440 (77-145) (2010-11)

REBOUNDS

Rk	Name, Year	G	Reb	Avg
1	Mel Hutchins, 1950-51	37	471	12.7
2	Brett Applegate, 1983-84	31	352	11.4
3	John Fairchild, 1964-65	28	348	12.4
4	Steve Trumbo, 1980-81	32	342	10.7
5	Kresimir Cosic, 1970-71	27	341	12.6
6	Steve Trumbo, 1981-82	29	335	11.6
7	Kresimir Cosic, 1971-72	26	332	12.8
8	John Fairchild, 1963-64	25	330	13.2
9	John Benson, 1956-57	28	317	11.3
10	Alan Taylor, 1979-80	29	317	10.9

Active, Season: Yoeli Childs – 272 (2016-17)

Coach Rose, Season: Eric Mika – 312 (2016-17)

REBOUNDS PER GAME*

Rk	Name, Year	G	Reb	Avg
1	John Fairchild, 1963-64	25	330	13.2
2	Kresimir Cosic, 1971-72	26	332	12.8
3	Mel Hutchins, 1950-51	37	471	12.7
4	Kresimir Cosic, 1970-71	27	341	12.6
5	John Fairchild, 1964-65	28	348	12.4
6	Herschell Pederson, 1955-56	28	314	11.2
7	John Nicoll, 1957-58	26	307	11.8
8	Steve Trumbo, 1981-82	29	335	11.6
9	Brett Applegate, 1983-84	31	352	11.4
10	John Benson, 1956-57	28	317	11.32

*Minimum 20 Games Played

Active, Season: Yoeli Childs – 8.2 (2016-17)

Coach Rose, Season: Eric Mika – 9.2 (2016-17)

BLCKS

Rk	Name, Year	G	Blk	Avg
1	Shawn Bradley, 1990-91	34	177	5.2
2	Greg Kite, 1982-83	29	81	2.8
3	Greg Kite, 1980-81	32	71	2.2
4	Eric Mika, 2016-17	34	63	1.9
5	Noah Hartscock, 2010-11	37	61	1.6
6	Noah Hartscock, 2011-12	34	55	1.6
7	Alan Taylor, 1979-80	29	52	1.8
8	Kyle Davis, 2015-16	37	50	1.4
9	Brandon Davies, 2011-12	35	47	1.3
10	Trent Plaisted, 2006-07	34	46	1.4
11	Noah Hartscock, 2009-10	36	46	1.3
12	Yoeli Childs, 2016-17	33	46	1.4

Active, Season: Yoeli Childs – 46 (2016-17)

Coach Rose, Season: Yoeli Childs – 63 (2016-17)

BLCKS PER GAME*

Rk	Name, Year	G	Blk	Avg
1	Shawn Bradley, 1990-91	34	177	5.2
2	Greg Kite, 1982-83	29	81	2.8
3	Greg Kite, 1980-81	32	71	2.2
4	Eric Mika, 2016-17	34	63	1.9
5	Alan Taylor, 1979-80	29	52	1.8
6	Noah Hartscock, 2010-11	37	61	1.649
7	Noah Hartscock, 2011-12	34	55	1.618
8	Greg Kite, 1981-82	30	45	1.5
9	Yoeli Childs, 2016-17	33	46	1.394
10	Alan Taylor, 1978-79	28	39	1.393

*Minimum 20 Games Played

Active, Season: Yoeli Childs – 1.4 (2016-17)

Coach Rose, Season: Eric Mika – 1.9 (2016-17)

3-POINT FIELD GOALS PER GAME*

Rk	Name, Year	G	3FG	3FG/G
1	Jimmer Fredette, 2010-11	37	124	3.4
2	Chase Fischer, 2014-15	34	103	3.029
3	Chase Fischer, 2015-16	37	112	3.027
4	Nick Emery, 2015-16	36	97	2.7
5	Jonathan Tavarnani, 2008-09	33	85	2.6
6	Jonathan Tavarnani, 2007-08	35	88	2.51
7	Jackson Emery, 2010-11	37	92	2.49
8	Andy Tootson, 1989-90	30	74	2.47
9	Jackson Emery, 2009-10	35	85	2.43
10	Danny Rowe, 1997-98	30	68	2.267

*Minimum 20 Games Played

Active, Season: Nick Emery – 2.7 (2015-16)

Coach Rose, Season: Jimmer Fredette – 3.4 (2010-11)

OFFENSIVE REBOUNDS

Rk	Name, Year	G	OReb	Avg
1	Eric Mika, 2016-17	34	104	3.1
2	Eric Mika, 2013-14	33	93	2.8
3	Rafaél Araujo, 2002-03	32	91	2.8
4	Jared Miller, 1992-93	34	90	2.6
5	Nate Austin, 2013-14	35	90	2.6
6	Ken Roberts, 1994-95	32	89	2.8
7	Rafaél Araujo, 2003-04	30	87	2.9
8	Kyle Collinsworth, 2015-16	37	86	2.3
9	Kyle Collinsworth, 2013-14	34	85	2.5
10	Kyle Davis, 2015-16	37	85	2.3

Active, Season: Yoeli Childs – 6.2 (2016-17)

Coach Rose, Season: Eric Mika – 10.4 (2016-17)

OFFENSIVE REBOUNDS PER GAME*

Rk	Name, Year	G	OReb	Avg
1	Ron Sellaize, 1997-98	21	66	3.14
2	Eric Mika, 2016-17	34	104	3.06
3	Rafaél Araujo, 2003-04	30	87	2.9
4	Rafaél Araujo, 2002-03	32	91	2.84
5	Eric Mika, 2013-14	33	93	2.82
6	Ken Roberts, 1994-95	32	89	2.78
7	Jared Miller, 1992-93	34	90	2.65
8	Russell Larson, 1993-94	32	84	2.63
9	Nate Austin, 2013-14	35	90	2.57
10	Ken Roberts, 1995-96	28	70	2.50
11	Kyle Collinsworth, 2013-14	34	85	2.50

*Minimum 20 Games Played

Active, Season: Yoeli Childs – 1.9 (2016-17)

Coach Rose, Season: Eric Mika – 3.1 (2016-17)

FREE THROWS MADE

Rk	Name, Years	FT
1	Jimmer Fredette, 2010-11	252
2	Devin Durrant, 1983-84	242
3	Eric Mika, 2016-17	225
4	Jimmer Fredette, 2009-10	224
5	Tyler Haws, 2013-14	223
6	Tyler Haws, 2014-15	206
7	Devin Durrant, 1982-83	200
8	Ken Roberts, 1995-96	187
9	Tyler Haws, 2012-13	185
10	Russell Larson, 1993-94	181

Active, Season: TJ Haws – 100 (2016-17)

Coach Rose, Season: Jimmer Fredette – 252 (2010-11)

FREE THROW ATTEMPTS

Rk	Name, Years	FTA
1	Devin Durrant, 1983-84	307
2	Eric Mika, 2016-17	295
3	Jimmer Fredette, 2010-11	282
4	Timo Saarelainen, 1984-85	262
5	Devin Durrant, 1982-83	261
6	Trent Plaisted, 2007-08	260
7	Brandon Davies, 2012-13	255
8	Tyler Haws, 2013-14	253
9	Jimmer Fredette, 2009-10	251
10	Tyler Haws, 2014-15	236

Active, Season: TJ Haws – 127 (2016-17)

Coach Rose, Season: Eric Mika – 295 (2016-17)

FREE THROW PERCENTAGE*

Rk	Name, Year	FT	FTA	Pct
1	Michael Smith, 1988-89	160	173	925
2	Tyler Haws, 2009-10	110	120	917
3	Michael Smith, 1986-87	103	114	904
4	Bob Quinney, 1964-65	55	61	902
5	Chris Nikchevic, 1983-84	55	61	902
6	Jimmer Fredette, 2010-11	252	282	894
7	Jimmer Fredette, 2009-10	224	251	892
8	Tyler Haws, 2013-14	223	253	8814
9	Skyler Hallford, 2014-15	59	67	8806
10	Scott Runia, 1978-79	50	57	8772

*Minimum 50 FT Made

Active, Season: Nick Emery – 854 (82-96) (2015-16)

Coach Rose, Season: Tyler Haws – .917 (110-120) (2009-10)

ASSISTS

Rk	Name, Year	G	Ast	Avg
1	Kyle Collinsworth, 2015-16	37	275	7.4
2	Matt Montague, 2001-02	30	217	7.2
3	Nathan Call, 1991-92	32	204	6.4
4	Kyle Collinsworth, 2014-15	33	197	6.0
5	Matt Carlo, 2012-13	36	171	4.8
6	Nathan Call, 1990-91	34	164	4.8
7	Jimmer Fredette, 2010-11	37	160	4.3
8	Jimmer Fredette, 2009-10	34	159	4.7
9	Danny Ainge, 1977-78	30	158	5.3
10	Robbie Reid, 1994-95	32	157	4.9

Active, Season: TJ Haws – 110 (2016-17)

Coach Rose, Season: Kyle Collinsworth – 275 (2015-16)

ASSISTS PER GAME*

Rk	Name, Year	G	Ast	Avg
1	Kyle Collinsworth, 2015-16	37	275	7.4
2	Matt Montague, 2001-02	30	217	7.2
3	Nathan Call, 1991-92	32	204	6.4
4	Kyle Collinsworth, 2014-15	33	197	6.0
5	Danny Ainge, 1977-78	30	158	5.3
6	Marty Haws, 1988-89	29	149	5.14
7	Randy Reid, 1995-96	28	142	5.07
8	Matt Montague, 1996-97	26	131	5.0
9	Robbie Reid, 1994-95	32	157	4.9
10	Scott Runia, 1977-78	30	145	4.83

*Minimum 20 Games Played

Active, Season: TJ Haws – 3.2 (2016-17)

Coach Rose, Season: Kyle Collinsworth – 7.4 (2015-16)

FREE THROW PERCENTAGE*

Rk	Name, Year	FT	FTA	Pct
1	Michael Smith, 1988-89	160	173	925
2	Tyler Haws, 2009-10	110	120	917
3	Michael Smith, 1986-87	103	114	904
4	Jimmer Fredette, 2010-11	252	282	894
5	Jimmer Fredette, 2009-10	224	251	892
6	Tyler Haws, 2013-14	223	253	881
7	Tyler Haws, 2012-13	185	211	877
8	Gary Batzelhor, 1962-63	104	119	874
9	Tyler Haws, 2014-15	206	236	873
10	Lee Cummard, 2008-09	122	140	871

*Minimum 100 FT Made

Active, Season: TJ Haws – .878 (100-127) (2016-17)

Coach Rose, Season: Tyler Haws – .917 (110-120) (2009-10)

STEALS

Rk	Name, Year	G	Stl	Avg
1	Jackson Emery, 2010-11	37	101	2.7
2	Jackson Emery, 2009-10	35	91	2.6
3	Kyle Collinsworth, 2015-16	37	74	2.0
4	Marty Haws, 1989-90	30	66	2.2
5	Matt Carlo, 2012-13	36	64	1.8
6	Terrell Lyday, 1999-00	33	62	1.9
7	Robbie Reid, 1994-95	32	61	1.9
8	Matt Carlo, 2013-14	35	61	1.7
9	Danny Ainge, 1977-78	30	60	2.0
10	Kyle Collinsworth, 2014-15	33	59	1.8

Active, Season: Nick Emery – 55 (2016-17)

Coach Rose, Season: Jackson Emery – 101 (2010-11)

STEALS PER GAME*

Rk	Name, Year	G	Stl	Avg
1	Jackson Emery, 2010-11	37	101	2.7
2	Jackson Emery, 2009-10	35	91	2.6
3	Marty Haws, 1989-90	30	66	2.2
4	Danny Ainge, 1977-78	30	60	2.0
5	Kyle Collinsworth, 2015-16	37	74	2.0
6	Robbie Reid, 1994-95	32	61	1.906
7	Terrell Lyday, 1999-00	33	62	1.879
8	Kyle Collinsworth, 2014-15	33	59	1.788
9	Matt Carlo, 2			

INDIVIDUAL SEASON RECORDS

PERSONAL FOULS

Rk	Name, Years	PF
1	Jared Miller, 1992-93	124
2	Nate Austin, 2013-14	119
3	Rafael Araujo, 2002-03	118
4	Corbin Kautaus, 2014-15	117
5	Glen Roberts, 1977-78	114
	Greg Kite, 1980-81	114
	Brandon Davies, 2011-12	114
8	Danny Ainge, 1977-78	113
	Mekeli Wesley, 1999-00	113
10	Roland Minson, 1950-51	111
	Paul Ruffner, 1968-69	111
	Trent Plaisted, 2006-07	111
	Brandon Davies, 2012-13	111

Active, Season: Nick Emery – 100 (2016-17)
Coach Rose, Season: Nate Austin – 119 (2013-14)

TIMES DISQUALIFIED

Rk	Name, Years	DQ
1	Glen Roberts, 1977-78	11
2	Mel Hutchins, 1950-51	10
	Roy Thacker, 1958-59	10
	Keith Rice, 1977-78	10
5	Jay Cheesman, 1975-76	9
	Danny Ainge, 1977-78	9
	Alan Taylor, 1977-78	9
	Greg Kite, 1980-81	9
	Eric Nielsen, 2000-01	9
10	Steve Craig, 1980-81	8
	Greg Kite, 1982-83	8
	Tom Gneiting, 1985-86	8
	Mark Durrant, 1993-94	8

GAMES PLAYED

Rk	Name, Years	GP
1	Mel Hutchins, 1950-51	37
	Roland Minson, 1950-51	37
	Jerry Romney, 1950-51	37
	Harold Christensen, 1950-51	37
	Charles Abouo, 2010-11	37
	Jackson Emery, 2010-11	37
	Jimmer Fredette, 2010-11	37
	Noah Hartssock, 2010-11	37
	Nate Austin, 2015-16	37
	Kyle Collinsworth, 2015-16	37
	Kyle Davis, 2015-16	37
	Chase Fischer, 2015-16	37

GAMES STARTED

Rk	Name, Years	GS
1	Jimmer Fredette, 2010-11	37
	Kyle Davis, 2015-16	37
	Chase Fischer, 2015-16	37
4	Noah Hartssock, 2010-11	36
	Brandon Davies, 2012-13	36
	Tyler Haws, 2012-13	36
	Kyle Collinsworth, 2015-16	36

MINUTES PLAYED

Rk	Name, Years	Min
1	Jimmer Fredette, 2010-11	1,323
2	Chase Fischer, 2015-16	1,257
3	Kyle Collinsworth, 2015-16	1,249
4	Tyler Haws, 2012-13	1,235
5	Devin Durrant, 1983-84	1,225
6	Danny Ainge, 1980-81	1,213
7	Jackson Emery, 2010-11	1,202
8	Fred Roberts, 1980-81	1,187
9	Robbie Reid, 1994-95	1,158
10	Bob Capener, 1985-86	1,152
	Nathan Call, 1990-91	1,152

DOUBLE-FIGURE SCORING GAMES

Rk	Name, Years	#
1	Jimmer Fredette, 2010-11	37
2	Brandon Davies, 2012-13	35
3	Tyler Haws, 2012-13	34
	Tyler Haws, 2014-15	34
	Kyle Collinsworth, 2015-16	34
	Eric Mika, 2016-17	34
7	Jeff Chatman, 1987-88	33
	Tyler Haws, 2013-14	33
9	Mark Handy, 1976-77	32
	Danny Ainge, 1980-81	32
	Michael Smith, 1987-88	32
	Lee Cummand, 2007-08	32
	Nick Emery, 2015-16	32

DOUBLE-DOUBLES

Rk	Name, Years	D-D
1	John Fairchild, 1964-65	22
2	Brett Applegate, 1983-84	21
3	Kresimir Cosic, 1971-72	20
4	Steve Trumbo, 1981-82	18
5	John Fairchild, 1963-64	17
	Eric Mika, 2016-17	17
7	Russell Larson, 1993-94	16
	Rafael Araujo, 2003-04	16
9	Bruce Burton, 1962-63	15
	Kresimir Cosic, 1970-71	15
	Kyle Collinsworth, 2015-16	15

20-20 GAMES

Rk	Name, Years	#
1	John Fairchild, 1963-64	2
2	Mark Miller, 1959-60	1
	Bruce Burton, 1961-62	1
	Bob Skousen, 1961-62	1
	John Fairchild, 1964-65	1
	Kresimir Cosic, 1970-71	1
	Mark Handy, 1974-75	1
	Brandon Davies, 2011-12	1

20-POINT GAMES

Rk	Name, Years	#
1	Jimmer Fredette, 2010-11	33
2	Devin Durrant, 1983-84	27
	Michael Smith, 1988-89	27
4	Tyler Haws, 2012-13	25
5	Danny Ainge, 1980-81	24
	Tyler Haws, 2014-15	24
7	Michael Smith, 1987-88	22
	Jimmer Fredette, 2009-10	22
9	Tyler Haws, 2013-14	21
10	Devin Durrant, 1982-83	20

CONSECUTIVE 20-POINT GAMES TO START SEASON

Rk	Name, Years	#
1	Devin Durrant, 1983-84	7
2	Tyler Haws, 2012-13	6
3	Kresimir Cosic, 1971-72	5
	Danny Ainge, 1980-81	5
	Michael Smith, 1988-89	5

30-POINT GAMES

Rk	Name, Years	#
1	Jimmer Fredette, 2010-11	16
2	Devin Durrant, 1983-84	14
3	Michael Smith, 1988-89	11
4	Jimmer Fredette, 2009-10	8
5	Dick Nemeika, 1965-66	7
	Tyler Haws, 2013-14	7
7	Danny Ainge, 1980-81	6
8	Kresimir Cosic, 1972-73	6
	Timo Saarelainen, 1984-85	5
	Tyler Haws, 2014-15	5

40-POINT GAMES

Rk	Name, Years	#
1	Jimmer Fredette, 2010-11	4
2	Jimmer Fredette, 2009-10	2
3	Dave Eastis, 1959-60	1
	Bob Skousen, 1961-62	1
	John Fairchild, 1964-65	1
	Dick Nemeika, 1965-66	1
	Danny Ainge, 1978-79	1
	Timo Saarelainen, 1984-85	1
	Marty Haws, 1989-90	1
	Tyler Haws, 2012-13	1
	Tyler Haws, 2013-14	1
	Chase Fischer, 2015-16	1

15-REBOUND GAMES

Rk	Name, Years	#
1	John Fairchild, 1963-64	9
	Kresimir Cosic, 1971-72	9
3	John Fairchild, 1964-65	8
	Kresimir Cosic, 1970-71	8
5	Jim Eakins, 1967-68	6
	Alan Taylor, 1979-80	6
7	Bruce Burton, 1962-63	5
	Craig Raymond, 1965-66	5
	Paul Ruffner, 1969-70	5
	Steve Trumbo, 1980-81	5
	Steve Trumbo, 1981-82	5

20-REBOUND GAMES

Rk	Name, Years	#
1	John Fairchild, 1963-64	3
	Kresimir Cosic, 1970-71	3
3	Mel Hutchins, 1950-51	2
	John Fairchild, 1964-65	2
5	John Benson, 1955-56	1
	Mark Miller, 1959-60	1
	Bruce Burton, 1961-62	1
	Bob Skousen, 1961-62	1
	Bill Blumenthal, 1961-62	1
	Craig Raymond, 1965-66	1
	Scott Warner, 1969-70	1
	Brian Ambrozich, 1972-73	1
	Mark Handy, 1974-75	1
	Alan Taylor, 1978-79	1
	Alan Taylor, 1979-80	1
	Steve Trumbo, 1981-82	1
	Brandon Davies, 2011-12	1
	Kyle Davis, 2015-16	1

10-ASSIST GAMES

Rk	Name, Years	#
1	Kyle Collinsworth, 2015-16	10
2	Kyle Collinsworth, 2014-15	8
3	Matt Montague, 2000-01	7
4	Nathan Call, 1991-92	5
5	Mike May, 1976-77	4
6	Randy Reid, 1992-93	3
7	Kresimir Cosic, 1972-73	2
	Danny Ainge, 1977-78	2
	Scott Runia, 1977-78	2
	Danny Ainge, 1979-80	2
	Averian Parrish, 1985-86	2
	Marty Haws, 1988-89	2
	Robbie Reid, 1994-95	2
	Randy Reid, 1995-96	2
	Matt Montague, 1996-97	2

5-BLOCKS GAMES

Rk	Name, Years	#
1	Shawn Bradley, 1990-91	22
2	Greg Kite, 1980-81	6
	Greg Kite, 1982-83	6
4	Alan Taylor, 1979-80	2
	Trent Plaisted, 2007-08	2
6	Jay Cheesman, 1975-76	1
	Alan Taylor, 1977-78	1
	Fred Roberts, 1979-80	1
	Alan Pollard, 1984-85	1
	Alan Pollard, 1985-86	1
	Russell Larson, 1992-93	1
	Russell Larson, 1994-95	1
	Mekeli Wesley, 2000-01	1
	Rafael Araujo, 2003-04	1
	Fernando Malaman, 2005-06	1
	Trent Plaisted, 2006-07	1
	James Anderson, 2008-09	1
	James Anderson, 2010-11	1
	Noah Hartssock, 2010-11	1

3-BLOCKS GAMES

Rk	Name, Years	#
1	Shawn Bradley, 1990-91	28
2	Greg Kite, 1982-83	15
3	Greg Kite, 1980-81	12
	Eric Mika, 2016-17	12
5	Noah Hartssock, 2010-11	11
6	Noah Hartssock, 2011-12	9
7	Russell Larson, 1991-92	8
8	Alan Taylor, 1979-80	7
	Jeff Chatman, 1986-87	7
	Yaeli Childs, 2016-17	7

5-STEALS GAMES

Rk	Name, Years	#
1	Jackson Emery, 2010-11	6
2	Jackson Emery, 2009-10	5
3	Robbie Reid, 1994-95	4
4	Danny Ainge, 1977-78	3
	Brett Applegate, 1983-84	3
	Marty Haws, 1989-90	3
	Brandon Davies, 2012-13	3
	Kyle Collinsworth, 2015-16	3
9	Marty Haws, 1988-89	2
	Terrell Lyday, 1999-00	2
	Kevin Woodberry, 2002-03	2
	Mike Hall, 2004-05	2
	Jackson Emery, 2008-09	2
	Kyle Collinsworth, 2013-14	2

INDIVIDUAL SEASON RECORDS

3-STEALS GAMES

Rk	Name, Years	#
1	Jackson Emery, 2010-11	19
2	Jackson Emery, 2009-10	17
3	Marty Haws, 1989-90	12
4	Matt Carlino, 2012-13	11
	Danny Ainge, 1977-78	11
	Kyle Collingsworth, 2014-15	11
7	Robbie Reid, 1994-95	10
	Kyle Collingsworth, 2015-16	10
9	Terrell Lyday, 1999-00	9
	Kyle Collingsworth, 2013-14	9

5 3-POINTERS GAMES

Rk	Name, Years	#
1	Jimmer Fredette, 2010-11	10
2	Chase Fischer, 2014-15	8
3	Jackson Emery, 2010-11	6
	Chase Fischer, 2015-16	6
5	Jonathan Tavernari, 2007-08	5
	Jackson Emery, 2009-10	5
7	Jonathan Tavernari, 2008-09	4
	Nick Emery, 2015-16	4
	Nick Emery, 2016-17	4
10	Danny Bower, 1997-98	3
	Terrell Lyday, 1999-00	3
	Trent Whiting, 2000-01	3
	Jimmer Fredette, 2009-10	3
	Brock Zylstra, 2011-12	3
	Matt Carlino, 2012-13	3
	Matt Carlino, 2013-14	3
	Zac Seljaas, 2015-16	3

3 3-POINTERS GAMES

Rk	Name, Years	#
1	Jimmer Fredette, 2010-11	22
	Chase Fischer, 2015-16	22
3	Nick Emery, 2015-16	20
4	Jonathan Tavernari, 2008-09	17
	Jackson Emery, 2010-11	17
	Chase Fischer, 2014-15	17
7	TJ Haws, 2016-17	16
8	Jackson Emery, 2009-10	15
9	Andy Toolson, 1989-90	14
	Mark Bigelow, 2001-02	14
	Jonathan Tavernari, 2007-08	14

CONSECUTIVE GAMES WITH A 3-POINTER

Rk	Name, Years	#
1	Nick Emery, 2/20/16 to 1/28/16	32
2	Jimmer Fredette, 12/8/10 to 3/24/11	28
3	Chase Fischer, 12/23/15 to 3/29/16	26
4	Jonathan Tavernari, 11/29/08 to 2/24/09	22
	Nick Emery, 11/20/15 to 2/4/16	22
6	Terrell Lyday, 11/20/00 to 2/12/01	21
7	Chase Fischer, 11/24/14 to 1/17/15	18
8	Skyler Halford, 1/10/15 to 3/17/15	17
9	Andy Toolson, 11/24/89 to 1/18/90	16
	Jonathan Tavernari, 1/26/08 to 3/20/08	16
	TJ Haws, 1/14/17 to 3/15/17	16

HIGHEST POINTS AVAILABLE PERCENTAGE (MINIMUM 250 POINTS)

Rk	Name vs. Opponent, Date	Pts	PA	PAP
1	Tom Gnetting, 1986-87	276	421	.656
2	Jared Jensen, 2001-02	258	395	.653
3	Russell Larson, 1992-93	358	550	.651
4	Brian Taylor, 1987-88	326	506	.644
5	Ken Roberts, 1993-94	409	650	.629
6	Fred Roberts, 1980-81	603	966	.624
7	Devin Durrant, 1983-84	866	1393	.622
8	Ken Roberts, 1994-95	494	796	.621
9	Russell Larson, 1991-92	317	515	.616
10	Jeff Chatman, 1987-88	623	1020	.6107

HIGHEST POINTS PER FIELD GOAL ATTEMPT (MINIMUM 250 POINTS)

Rk	Name vs. Opponent, Date	Pts	FGA	Ratio
1	Brian Taylor, 1987-88	326	165	1.976
2	Tom Gnetting, 1986-87	276	146	1.890
3	Jared Jensen, 2001-02	258	149	1.732
4	Ken Roberts, 1995-96	539	316	1.706
5	Russell Larson, 1991-92	317	187	1.695
6	Russell Larson, 1992-93	358	214	1.673
7	Gary Frost, 1992-93	516	310	1.665
8	Ken Roberts, 1993-94	409	246	1.663
9	Tom Gnetting, 1986-87	266	161	1.652
10	Mekell Wesley, 2000-01	569	349	1.630

HIGHEST EFFECTIVE FIELD GOAL PERCENTAGE (MINIMUM 250 POINTS)

Rk	Name vs. Opponent, Date	FG	3FG	eFG%
1	Zac Seljaas, 2015-16	88-178	68-136	.685
2	Lee Cummandr, 2007-08	198-348	60-127	.655
3	Lee Cummandr, 2006-07	114-206	40-92	.650
4	Nathan Gull, 1991-92	98-188	45-85	.641
5	Russell Larson, 1992-93	135-214	0-2	.631
6	Andy Toolson, 1989-90	184-351	74-151	.630
7	Jackson Emery, 2009-10	145-298	85-197	.629
8	Tom Gnetting, 1986-87	90-146	1-1	.620
9	Skyler Halford, 2014-15	94-194	52-108	.619
10	Austin Ainge, 2006-07	83-182	56-117	.610

eFG% = (FG + 0.5 * 3P) / FGA

INDIVIDUAL GAME RECORDS

POINTS

Rk	Name vs. Opponent, Date	Pts
1	Jimmer Fredette (Sr.) vs. New Mexico, 03/11/2011	52
2	Jimmer Fredette (Jr.) at Arizona, 12/28/2009	49
3	Tyler Haws (Jr.) at Portland, 01/23/2014	48
4	Bob Skousen (Jr.) vs. UCLA, 12/02/1961	47
	Jimmer Fredette (Sr.) at Utah, 01/11/2011	47
6	Jimmer Fredette (Jr.) vs. TCU, 03/11/2010	45
7	Dave Eastis (Jr.) vs. New Mexico, 02/05/1960	44
8	Jimmer Fredette (Sr.) vs. San Diego State, 01/26/2011	43
9	Jimmer Fredette (Sr.) at Colorado State, 01/22/2011	42
	Tyler Haws (Sr.) vs. Virginia Tech, 12/29/2012	42
11	Timo Saarelainen (Sr.) at New Mexico, 02/07/1985	41
	Jimmer Fredette (Sr.) vs. New Mexico, 02/23/2015	41
13	John Fairchild (Sr.) vs. Arizona, 02/26/1965	40
	Dick Nemelka (Sr.) vs. St. Bonaventure, 12/29/1965	40
	Danny Ainge (So.) vs. Oral Roberts, 12/23/1978	40
	Marty Haws (Sr.) vs. Siena, 11/24/1989	40
17	Bob Skousen (So.) at Ohio State, 01/01/1959	39
	Dick Nemelka (Sr.) vs. Houston, 12/04/1965	39
	Danny Ainge (Sr.) vs. Utah State, 12/27/1980	39
	Michael Smith (Sr.) vs. Utah State, 12/19/1987	39
	Michael Smith (Jr.) vs. La Salle, 12/29/1987	39
	Jimmer Fredette (Sr.) at UNLV, 01/05/2011	39
	Elijah Bryant (Sr.) at Portland, 02/23/2017	39

FIELD GOALS MADE

Rk	Name vs. Opponent, Date	FG
1	Jimmer Fredette (Sr.) vs. New Mexico, 03/11/2011	22
2	Dave Eastis (Jr.) vs. New Mexico, 02/05/1960	21
3	Bob Skousen (Jr.) vs. UCLA, 12/02/1961	19
4	Dick Nemelka (Sr.) vs. Houston, 12/04/1965	18
5	Bob Quiney (Jr.) vs. Michigan State, 12/23/1963	17
	Dick Nemelka (Sr.) vs. St. Bonaventure, 12/29/1965	17
	Dick Nemelka (Sr.) vs. Cornell, 12/30/1965	17
	Craig Raymond (Sr.) vs. Utah State, 01/06/1967	17
	Timo Saarelainen (Sr.) vs. La Salle, 11/30/1984	17
	Michael Smith (Jr.) vs. La Salle, 12/29/1987	17
	Tyler Haws (Jr.) at Portland, 01/23/2014	17

Active, Game: Nick Emery vs. Utah Valley, 11/26/2016 – 15
 Coach Rose Era, Game: Jimmer Fredette vs. New Mexico, 03/11/2011 – 22
 In a Season Opener: Timo Saarelainen vs. La Salle, 11/30/1984 – 17
 In a Conference Opener: Michael Smith at New Mexico, 01/05/1989 – 14

FIELD GOALS ATTEMPTED

Rk	Name vs. Opponent, Date	FGA
1	Jimmer Fredette (Sr.) vs. New Mexico, 03/11/2011	37
2	John Nicol (Jr.) vs. New Mexico, 02/07/1958	36
3	Bob Skousen (Jr.) vs. UCLA, 12/02/1961	35
4	Dave Eastis (Jr.) vs. New Mexico, 02/05/1960	34
	Tyler Haws (Jr.) at Portland, 01/23/2014	34
6	Danny Ainge (Sr.) vs. San Diego State, 01/08/1981	33
7	Joe Richey vs. Niagara, 03/09/1953	31
8	Bob Quiney (Jr.) vs. Michigan State, 12/23/1963	30
10	John Fairchild (Jr.) vs. Wyoming, 01/11/1964	30
	Paul Ruffner (Sr.) vs. Georgia, 12/29/1969	29
	Timo Saarelainen (Sr.) vs. San Diego State, 01/31/1985	29
	Jimmer Fredette (Sr.) vs. Florida, 03/24/2011	29

Active, Game: Nick Emery vs. Utah Valley, 11/26/2016 – 28
 Coach Rose Era, Game: Jimmer Fredette vs. New Mexico, 03/11/2011 – 37
 In a Season Opener: Dick Nemelka vs. Illinois, 12/03/1965 – 25
 In a Conference Opener: Michael Smith at New Mexico, 01/05/1989 – 26

FIELD GOALS MADE, NO MISSES

Rk	Name vs. Opponent, Date	FG
1	Kresimir Cosic (So.) vs. Arizona, 02/26/1971	12
2	Jeff Chatman (So.) vs. Fordham, 12/07/1985	9
	Jim Usevitch (Sr.) at Utah State, 12/01/1987	9
	Trent Plaisted (Jr.) at Colorado State, 02/13/2008	9
5	Alan Taylor (Jr.) at Baylor, 12/01/1978	8
	Brock Zylstra (Jr.) vs. San Francisco, 01/07/2012	8
	Eric Mika (So.) vs. Utah Valley, 11/26/16	8
8	Alan Taylor (So.) vs. McNeese State, 12/13/1977	7
	Keith Rice (Sr.) vs. Portland State, 11/25/1978	7
	Chris Nikchevich (So.) vs. Hofstra, 11/30/1983	7
	Russell Larson (Fr.) vs. Cal State Northridge, 03/03/1992	7
	Robbie Reid (So.) vs. Fresno State, 02/23/1995	7
	Tyler Haws (Fr.) vs. Nevada, 12/22/2009	7

Active, Game: Braiden Shaw vs. Utah State, 11/30/2016 – 4
 Dalton Noon at San Diego, 01/24/2015 – 4
 Coach Rose Era, Game: Trent Plaisted at Colorado State, 02/13/2008 – 9
 In a Season Opener: Gary Furniss vs. UCLA, 11/26/1982 – 6
 Scott Runia vs. Hawaii, 11/24/1978 – 6
 In a Conference Opener: Russell Larson vs. UTEP, 01/02/1993 – 5

FIELD GOAL PERCENTAGE*

Rk	Name, Year	FG	FGAPct
1	Kresimir Cosic (So.) vs. Arizona, 02/26/1971	12	12 1,000
2	Lee Cummandr (Sr.) at Weber State, 12/03/2008	12	13 923
3	Scott Runia (So.) vs. Wyoming, 02/11/1978	11	12 917
	Mekell Wesley (Sr.) vs. New Mexico, 02/11/1978	11	12 917
	Devin Durrant (Sr.) vs. Saint Mary's, 12/10/1983	11	12 917
6	Jay Chesman (Sr.) vs. Northeast Louisiana, 01/04/1975	10	11 909

*Minimum 10 Field Goal Attempts
 Active, Game: Nick Emery at San Francisco, 02/11/2016 – 800 (12-15)
 Coach Rose Era, Game: Lee Cummandr at Weber State, 12/3/2008 – 923 (12-13)
 In a Season Opener: Mike Gardner at Oregon, 11/30/1962 – 846 (11-13)
 In a Conference Opener: Alan Taylor at Wyoming, 01/12/1978 – 833 (10-12)

3-POINT FIELD GOALS MADE

Rk	Name vs. Opponent, Date	3FG
1	Chase Fischer (Jr.) vs. Chaminade, 11/25/2014	10
	Nick Emery (Fr.) at San Francisco, 02/11/2016	10
3	Jimmer Fredette (Fr.) at Arizona, 12/28/2009	9
	Chase Fischer (Sr.) vs. New Mexico, 12/23/15	9
5	Mike Rose (Fr.) vs. Southern Utah, 11/21/2003	8
	Mike Rose (Sr.) vs. UNLV, 02/03/2007	8
	Matt Carlino (Jr.) vs. Portland, 02/22/2014	8
8	Nick Sanderson (Sr.) at Utah State, 12/04/1992	7
	Danny Bower (Jr.) vs. Ohio State, 12/30/1997	7
	Jimmer Fredette (Sr.) at UNLV, 01/05/2011	7
	Jimmer Fredette (Sr.) vs. New Mexico, 03/11/2011	7
	Jimmer Fredette (Sr.) vs. Gonzaga, 03/19/2011	7
	Zac Seljaas (Fr.) vs. Central Michigan, 12/23/15	7
	Chase Fischer (Sr.) vs. UAB, 03/16/2016	7
	Elijah Bryant (So.) at Portland, 02/23/2017	7

Active, Game: Nick Emery at San Francisco, 02/11/2016 – 10
 Coach Rose Era, Game: Chase Fischer vs. Chaminade, 11/25/2014 – 10
 Nick Emery at San Francisco, 02/11/2016 – 10
 In a Season Opener: Mike Rose vs. Southern Utah, 11/21/2003 – 8
 In a Conference Opener: Jimmer Fredette at UNLV, 01/05/2011 – 7

INDIVIDUAL GAME RECORDS

3-POINT FIELD GOALS ATTEMPTED

Rk	Name vs. Opponent, Date	3FGA
1	Jonathan Tavernani (So.) vs. North Carolina, 11/24/2007	16
	Chase Fischer (Sr.) vs. UAB, 03/16/2016	16
3	Nick Sanderson (Sr.) vs. Kansas, 03/20/1993	15
	Jimmer Fredette (Sr.) vs. Florida, 03/24/2011	15
5	Bob Capener (Sr.) at Oklahoma, 11/21/1986	14
	Danny Bower (Jr.) vs. Ohio State, 12/30/1997	14
	Jimmer Fredette (Sr.) vs. Utah State, 11/17/2010	14
	Jimmer Fredette (Sr.) vs. New Mexico, 03/11/2011	14
	Matt Carlino (So.) vs. Baylor, 04/02/2013	14
	Chase Fischer (Sr.) vs. New Mexico, 12/23/2015	14
11	Nick Sanderson (Jr.) vs. Louisiana State, 03/19/1992	13
	Danny Bower (Jr.) at UNLV, 01/22/1998	13
	Mike Rose (Fr.) vs. Southern Utah, 11/21/2003	13
	Jonathan Tavernani (Jr.) vs. Wake Forest, 01/03/2009	13
	Jackson Emery (Sr.) vs. South Florida, 11/26/2010	13
	Jimmer Fredette (Sr.) at Weber State, 12/21/2010	13
	Jimmer Fredette (Sr.) at UNLV, 01/05/2011	13
	Matt Carlino (Jr.) vs. Portland, 02/22/2014	13
	Chase Fischer (Jr.) vs. Chamainade, 11/25/2014	13

Active, Game: Nick Emery twice, Elijah Bryant once – 12

Coach Rose Era, Game: Jonathan Tavernani vs. North Carolina, 11/24/2007 – 16

Chase Fischer vs. UAB, 03/16/2016 – 16

In a Season Opener: Bob Capener at Oklahoma, 11/21/1986 – 14

In a Conference Opener: Jimmer Fredette at Arizona, 01/05/2011 – 13

3-POINT FIELD GOALS MADE, NO MISSES

Rk	Name vs. Opponent, Date	3FG
1	Nathan Call (Jr.) vs. Utah, 03/02/1991	6
	Brook Zystra (Jr.) vs. San Francisco, 01/07/2012	6
3	Danny Bower (Jr.) vs. Wyoming, 01/15/1998	5
	Jonathan Tavernani (Jr.) vs. Colorado State, 02/11/2009	5
5	Andy Toolson (Sr.) vs. UTEP, 01/11/1990	4
	Nathan Call (Sr.) at Utah, 03/07/1992	4
	Robbie Reid (Fr.) vs. Nicholls State, 12/10/1993	4
	Robbie Reid (So.) vs. Fresno State, 02/23/1995	4
	Terrill Lyday (Jr.) at South Alabama, 12/21/1999	4
	Daniel Bobik (So.) at Memphis, 03/20/2002	4
	Mike Hall (Sr.) at San Diego State, 02/07/2005	4
	Mike Rose (Jr.) vs. Eastern Washington, 12/27/2005	4
	Austin Ainge (Jr.) vs. San Diego State, 02/22/2006	4

Active, Game: TJ Haws vs. Santa Clara, 12/29/2016 – 3

Coach Rose Era, Game: Brook Zystra vs. San Francisco, 01/07/2012 – 6

In a Season Opener: Sam Burgess at UCLA, 11/15/2006 – 3

Mike Rose at UCLA, 11/15/2006 – 3

In a Conference Opener: TJ Haws vs. Santa Clara, 12/29/2016 – 3

3-POINT FIELD GOAL PERCENTAGE*

Rk	Name, Year	3FG	3FGA	Pct
1	Nathan Call (Jr.) vs. Utah, 03/02/1991	6	6	1.000
	Brook Zystra (Jr.) vs. San Francisco, 01/07/2012	6	6	1.000
3	Danny Bower (Jr.) vs. Wyoming, 01/15/1998	5	5	1.000
	Jonathan Tavernani (Jr.) vs. Colorado State, 02/11/2009	5	5	1.000
5	Jonathan Tavernani (Fr.) vs. TCU, 01/10/2007	6	7	.857
	Anson Winder (Fr.) vs. Buffalo, 12/20/2011	6	7	.857

*Minimum 5 3-Point Field Goal Attempts

Active, Game: Nick Emery at San Francisco, 02/11/2016 – 833 (10-12)

Coach Rose Era, Game: Brook Zystra vs. San Francisco, 01/07/2012 – 1,000 (6-6)

In a Season Opener: Shane Knight vs. Oklahoma State, 11/23/1994 – 667 (4-6)

In a Conference Opener: Terrill Lyday vs. San Diego State, 1/13/2001 – 833 (5-6)

CONSECUTIVE 3-POINT FIELD GOALS MADE

Rk	Name vs. Opponent, Date	3FG
1	Chase Fischer (Jr.) vs. Chamainade, 11/25/2014	8
2	Nathan Call (Jr.) vs. Utah, 03/02/1991	6
	Jonathan Tavernani (Fr.) vs. TCU, 01/10/2007	6
	Brook Zystra (Jr.) vs. San Francisco, 01/07/2012	6

FREE THROWS MADE

Rk	Name vs. Opponent, Date	FT
1	Jimmer Fredette (Jr.) vs. TCU, 03/11/2010	23
2	Kresimir Cosic (Jr.) vs. Cincinnati, 12/18/1971	16
	Mekeli Wesley (Fr.) at UTEP, 02/28/1998	16
	Jimmer Fredette (Sr.) at Colorado State, 01/22/2011	16
	Jimmer Fredette (Sr.) vs. UNLV, 02/05/2011	16
6	John Benson (Sr.) vs. Montana, 01/04/1957	15
	Roy Thacker (So.) vs. Montana, 01/04/1957	15
	Doug Howard (Jr.) vs. Utah, 02/09/1969	15
	Steve Trumbo (Jr.) at Cal State Fullerton, 11/28/1981	15
	Devin Durrant (Jr.) vs. Hawaii, 01/15/1983	15
	Russell Larson (Jr.) vs. San Diego State, 02/10/1994	15
	Brandon Davies (Jr.) at Pepperdine, 01/21/2012	15

Active, Game: Elijah Bryant at Portland, 02/23/2017 – 12

Coach Rose Era, Game: Jimmer Fredette vs. TCU, 03/11/2010 – 23

In a Season Opener: Kresimir Cosic vs. Kansas State, 12/03/1971 – 14

In a Conference Opener: Gary Dahlman at Arizona State, 01/11/1963 – 14

FREE THROWS ATTEMPTED

Rk	Name vs. Opponent, Date	FTA
1	Jimmer Fredette (Jr.) vs. TCU, 03/11/2010	24
2	John Nicol (Jr.) at Utah, 01/24/1958	20
	Gary Dahlman (So.) at Arizona State, 01/11/1963	20
4	Timo Saarelainen (Sr.) vs. Hawaii, 02/02/1985	19
	Eric Mika (So.) vs. Portland, 02/04/2017	19
6	Bob Skousen (So.) at Ohio State, 01/01/1959	18
	Kenneth Roberts (Sr.) vs. Air Force, 01/08/1996	18
	Mekeli Wesley (Fr.) at UTEP, 02/28/1998	18
	Mekeli Wesley (Jr.) vs. Arizona State, 12/07/1999	18
	Brandon Davies (Jr.) at Pepperdine, 01/21/2012	18

Active, Game: Yoeli Childs vs. CSU Bakersfield, 12/22/2016 – 13

Coach Rose Era, Game: Jimmer Fredette vs. TCU, 03/11/2010 – 24

In a Season Opener: Kresimir Cosic vs. Kansas State, 12/03/1971 – 16

Bernie Fryer vs. Stanford, 12/4/1970 – 16

In a Conference Opener: Gary Dahlman at Arizona State, 01/11/1963 – 20

FREE THROWS MADE, NO MISSES

Rk	Name vs. Opponent, Date	FT
1	Jimmer Fredette (Sr.) vs. UNLV, 02/05/2011	16
2	Andy Toolson (Jr.) vs. California, 02/14/1989	14
	Tyler Haws (So.) at Loyola Marymount, 03/02/2013	14
	Tyler Haws (Sr.) vs. San Francisco, 03/10/2014	14
	Chase Fischer (Sr.) vs. Pacific, 02/06/2016	14
6	Doug Howard (Sr.) vs. Arizona, 02/14/1970	13
	Verne Thompson (Sr.) at Wyoming, 02/10/1977	13
	Devin Durrant (Jr.) vs. Utah, 03/05/1983	13
	Marty Haws (Sr.) vs. Hawaii, 02/03/1990	13
	Russell Larson (Jr.) vs. Fresno State, 01/13/1994	13
	Kenneth Roberts (Jr.) vs. Southern Utah, 12/09/1994	13

Active, Game: Elijah Bryant at Portland, 02/23/2017 – 12

Coach Rose Era, Game: Jimmer Fredette vs. UNLV, 02/05/2011 – 16

In a Season Opener: Brian Taylor at Oklahoma, 11/21/1986 – 10

In a Conference Opener: Ron Sellaize vs. Utah, 01/10/1998 – 11

REBOUNDS

Rk	Name vs. Opponent, Date	Reb
1	Scott Warner (Sr.) at Texas Tech, 12/18/1969	27
2	John Benson (Jr.) vs. Washington, 12/01/1956	26
3	Mel Hutchins (Sr.) at Denver, 01/05/1951	25
	John Benson (Jr.) vs. Utah State, 02/09/56	25
	Bruce Burton (Jr.) vs. Denver, 02/02/1962	25
7	John Fairchild (Jr.) vs. Michigan State, 12/23/1963	25
	Mel Hutchins (Sr.) vs. Utah, 02/16/1951	23
	Nick Mateljan (Jr.) at Duke, 12/29/53	23
	Kresimir Cosic (So.) vs. UCLA, 03/18/1971	23
	Mark Handy (So.) at Wyoming, 03/07/1975	23
	Alan Taylor (Sr.) vs. San Diego State, 03/01/1980	23
	Steve Trumbo (Sr.) vs. Air Force, 01/21/1982	23

Active, Game: Yoeli Childs at San Francisco, 02/11/2017 – 17

Coach Rose Era, Game: Brandon Davies vs. San Diego, 12/31/2011 – 22

In a Season Opener: Kyle Davis vs. Utah Valley, 11/13/2015 – 20

In a Conference Opener: Paul Ruffner at Utah, 01/03/1979 – 17

Kresimir Cosic vs. Arizona State, 01/07/1972 – 17

Jim Eakins vs. Arizona, 01/12/1968 – 17

OFFENSIVE REBOUNDS

Rk	Name vs. Opponent, Date	OReb
1	Steve Schreiner (Sr.) vs. New Mexico, 01/12/1991	9
	Jared Miller (Sr.) vs. New Mexico, 03/12/1993	9
	Kenneth Roberts (So.) vs. Fresno State, 01/13/1994	9
	Ron Sellaize (Jr.) at Colorado State, 02/12/1998	9
	Eric Mika (So.) vs. Princeton, 11/14/2016	9
6	Mark Handy (So.) at Utah, 01/18/1975	8
	Fred Roberts (Fr.) at UTEP, 02/10/1979	8
	Brett Applegate (Sr.) at UCLA, 12/28/1983	8
	Gary Trost (Jr.) at Air Force, 02/13/1992	8
	Kenneth Roberts (Sr.) vs. Weber State, 12/12/1995	8
	Rafael Araujo (Jr.) at San Francisco, 12/23/2002	8
	Trent Plaisted (Fr.) vs. TCU, 01/25/2006	8
	Lee Cummard (So.) at UNLV, 03/10/2007	8
	Josh Sharp (So.) vs. Loyola Marymount, 01/03/2013	8
	Nate Austin (Jr.) vs. San Francisco, 02/08/2014	8

Active, Game: Yoeli Childs, twice – 5

Ryan Andrus vs. Santa Clara, 01/31/2015 – 5

Coach Rose Era, Game: Eric Mika vs. Princeton, 11/14/2016 – 9

In a Season Opener: Russell Larson at Utah State, 11/26/1991 – 7

In a Conference Opener: Josh Sharp vs. Loyola Marymount, 01/03/2013 – 8

DEFENSIVE REBOUNDS

Rk	Name vs. Opponent, Date	DReb
1	Kyle Davis (Jr.) vs. Utah Valley, 11/13/2015	18
2	Brandon Davies (Jr.) vs. San Diego, 12/31/2011	16
3	Travis Hansen (Jr.) at Pepperdine, 01/05/2002	15
4	Jeff Chatman (Sr.) vs. UTEP, 03/05/1988	14
	Russell Larson (Jr.) at Air Force, 02/17/1994	14
	Trent Plaisted (Jr.) vs. North Carolina, 11/24/2007	14
	Trent Plaisted (Jr.) vs. Pepperdine, 12/15/2007	14
	Eric Mika (So.) at San Diego, 01/14/2017	14
9	Russell Larson (Jr.) at San Diego State, 01/20/1994	13
	Yoeli Childs (Fr.) at San Francisco, 02/11/2017	13

ASSISTS

Rk	Name vs. Opponent, Date	FTA	Ast
1	Mike May (Jr.) vs. Niagara, 12/11/1976	16	16
	Kyle Collinsworth (Sr.) vs. Portland, 02/25/2016	16	16
3	Matt Montague (Sr.) vs. Idaho, 12/15/2001	15	15
	Matt Montague (Sr.) vs. Wyoming, 02/02/2002	15	15
	Kyle Collinsworth (Sr.) at Loyola Marymount, 01/21/2016	15	15
6	Randy Reid (Sr.) at Texas Tech, 12/22/1995	14	14
7	Danny Ainge (Fr.) vs. Long Beach State, 11/28/1977	13	13
	Scott Sinek (Fr.) vs. Utah State, 12/26/1981	13	13
	Nathan Call (Sr.) vs. New Mexico, 01/03/1992	13	13
10	Kresimir Cosic (Sr.) vs. Niagara, 01/17/1973	12	12
	Mike May (Jr.) vs. Utah State, 01/08/1977	12	12
	Danny Ainge (Fr.) vs. Utah State, 01/07/1978	12	12
	Nathan Call (Sr.) vs. Utah State, 12/13/1991	12	12
	Nathan Call (Sr.) vs. Michigan, 12/28/1991	12	12
	Matt Montague (Sr.) vs. UC Irvine, 01/03/2002	12	12
	Kyle Collinsworth (Sr.) vs. UAB, 03/16/2016	12	12

Active, Game: Nick Emery vs. MVSU, 11/25/205 – 7

TJ Haws, twice, last vs. San Diego, 02/16/2017 – 7

Coach Rose Era, Game: Kyle Collinsworth vs. Portland, 02/25/2016 – 16

In a Season Opener: Matt Carlino vs. Tennessee State, 11/09/2012 – 10

Mike May vs. Idaho State, 11/26/1976 – 10

In a Conference Opener: Kyle Collinsworth vs. Gonzaga, 12/27/2014 – 10

MINUTES PLAYED

Rk	Name vs. Opponent, Date	Min
1	Devin Durrant (Jr.) vs. Utah, 03/05/1983	55
	Brett Applegate (Sr.) vs. Utah, 03/05/1983	55
	Marty Perry (Sr.) vs. Utah, 03/02/1985	55
4	Timo Saarelainen (Sr.) at UTEP, 02/09/1985	52
	Alan Taylor (Fr.) vs. Utah, 03/02/1985	52
	Nate Austin (Jr.) at Portland, 01/23/2014	52
7	Devin Durrant (So.) vs. La Salle, 12/15/1979	50
	Devin Durrant (Sr.) vs. Utah, 01/14/1984	50
	Devin Durrant (Sr.) vs. Hawaii, 02/14/1984	50
	Tyler Haws (Jr.) at Portland, 01/23/2014	50

BLOCKS

Rk	Name vs. Opponent, Date	Blk
1	Shawn Bradley (Fr.) vs. Eastern Kentucky, 12/07/1990	14
2	Shawn Bradley (Fr.) vs. Virginia, 03/14/1991	10
3	Alan Taylor (Sr.) vs. New Mexico, 01/03/1980	9
	Shawn Bradley (Fr.) at Wyoming, 01/19/1991	9
	Shawn Bradley (Fr.) vs. Tulsa, 02/12/1990	9
6	Greg Kite (Sr.) vs. New Mexico, 01/29/1983	8
7	Greg Kite (Sr.) vs. Colorado State, 02/17/1983	7
	Shawn Bradley (Fr.) vs. Utah State, 11/24/1990	7
	Shawn Bradley (Fr.) vs. Arizona State, 12/12/1990	7
	Shawn Bradley (Fr.) vs. South Carolina, 12/27/1990	7
	Shawn Bradley (Fr.) at Colorado State, 01/17/1991	7

Active, Game: Yoeli Childs vs. CSU Bakersfield, 12/22/2016 – 4

Coach Rose Era, Game: Trent Plaisted vs. San Diego State, 01/06/2007 – 6

Fernando Malaman vs. Weber State, 12/17/2005 – 6

In a Season Opener: Shawn Bradley vs. East Tennessee State, 11/14/1990 – 5

Alan Taylor vs. Illinois, 11/30/1979 – 5

In a Conference Opener: Alan Taylor at New Mexico, 01/03/1980 – 9

STEALS

Rk	Name vs. Opponent, Date	Stl
1	Mark Bigelow (Fr.) vs. Arizona, 11/28/1988	9
2	Brandon Davies (Jr.) at Portland, 02/04/2012	8
3	Matt Carlino (Jr.) at Portland, 01/23/2014	7
4	Marty Perry (Jr.) vs. Oregon, 12/21/1983	6
	Andy Toolson (Jr.) at Miami, 02/04/1989	6
	Scott Sinek (Sr.) vs. Washington, 12/22/1984	6
	Brent Stephenson (Jr.) at Hawaii, 02/08/1986	6
	Marty Haws (Sr.) at Utah State, 11/30/1985	6
	Nathan Call (Sr.) vs. Utah State, 11/24/1990	6
	Robbie Reid (So.) vs. Nevada, 12/03/1994	6
	Terrill Lyday (Jr.) at UC Santa Barbara, 12/29/1999	6
	Terrill Lyday (Jr.) at UNLV, 01/10/2000	6
	Jackson Emery (So.) vs. Air Force, 03/07/2000	6
	Jackson Emery (Jr.) vs. Utah, 01/30/2010	6
	Jackson Em	

INDIVIDUAL GAME RECORDS

POINTS-TO-FIELD GOAL ATTEMPTS RATIO (MINIMUM 20 POINTS)

Rk	Name vs. Opponent, Date	Pts	FGA	Ratio
1	Robbie Reid (Fr.) vs. Nicholls State, 12/10/1993 (5-6 FG, 4-4 3FG, 9-12 FT)	23	6	3.83:1
2	Fred Roberts (Sr.) vs. Western Carolina, 12/12/1981 (6-7 FG, 0-0 3FG, 12-14 FT)	24	7	3.43:1
3	Alan Taylor (Jr.) vs. New Mexico, 01/13/1979 (6-6 FG, 0-0 3FG, 8-9 FT)	20	6	3.33:1
	Silester Rivers (Jr.) at UC Irvine, 12/22/1998 (5-6 FG, 0-0 3FG, 10-13 FT)	20	6	3.33:1
5	Kenneth Roberts (Sr.) at UTEP, 01/27/1996 (6-7 FG, 1-1 3FG, 9-10 FT)	22	7	3.14:1
6	Bernie Fryer (Jr.) at Utah State, 03/13/1971 (6-8 FG, 0-0 3FG, 13-15 FT)	25	8	3.13:1
7	Fred Roberts (Jr.) vs. Utah, 03/07/1981 (6-7 FG, 0-0 3FG, 9-11 FT)	21	7	3.00:1
	Gary Trost (Jr.) at Hawaii, 02/08/1992 (6-7 FG, 0-0 3FG, 9-10 FT)	21	7	3.00:1
	Nick Emery (So.) vs. Loyola Marymount, 03/04/2017 (5-7 FG, 4-6 3FG, 7-7 FT)	21	7	3.00:1
10	Tom Guehring (Jr.) vs. Colorado State, 02/27/1986 (7-8 FG, 0-0 3FG, 10-13 FT)	24	8	3.00:1
	Kenneth Roberts (Sr.) vs. Cal State Northridge, 12/08/1995 (6-8 FG, 0-0 3FG, 12-13 FT)	24	8	3.00:1
	Mekeli Wesley (Jr.) vs. UC Riverside, 11/20/1999 (7-8 FG, 1-2 3FG, 9-9 FT)	24	8	3.00:1

POINTS-TO-FIELD GOAL ATTEMPTS RATIO (MINIMUM 30 POINTS)

Rk	Name vs. Opponent, Date	Pts	FGA	Ratio
1	Nathan Call (Sr.) at Tulsa, 12/05/1991 (9-10 FG, 5-6 3FG, 7-9 FT)	30	10	3.00:1
	Russell Larson (Jr.) vs. San Diego State, 02/10/1994 (7-10 FG, 1-1 3FG, 15-17 FT)	10	3.00:1	
3	Devin Durrant (Sr.) vs. Saint Mary's, 12/10/1983 (11-12 FG, 0-0 3FG, 13-16 FT)	12	2.92:1	
4	Kresimir Cosic (Jr.) vs. Kansas State, 12/03/1971 (8-11 FG, 0-0 3FG, 14-16 FT)	11	2.73:1	
5	Andy Tootson (Jr.) vs. California, 02/14/1989 (7-12 FG, 4-7 3FG, 14-14 FT)	32	12	2.67:1
6	Mekeli Wesley (Sr.) vs. New Mexico, 03/10/2001 (11-12 FG, 1-2 3FG, 7-8 FT)	12	2.50:1	
7	Nick Emery (Fr.) at San Francisco, 02/11/2016 (12-15 FG, 10-12 3FG, 3-3 FT)	37	15	2.47:1
8	Russell Larson (Sr.) vs. Air Force, 02/25/1995 (10-14 FG, 2-2 3FG, 12-14 FT)	34	14	2.43:1
9	Rafael Araujo (Sr.) at Boise State, 12/02/2003 (10-13 FG, 0-0 3FG, 11-14 FT)	31	13	2.38:1
10	Lee Cummand (Sr.) at Weber State, 12/03/2008 (12-13 FG, 3-4 3FG, 3-4 FT)	30	13	2.31:1

POINTS-TO-FIELD GOAL ATTEMPTS RATIO (MINIMUM 40 POINTS)

Rk	Name vs. Opponent, Date	Pts	FGA	Ratio
1	Jimmer Fredette (Jr.) at Arizona, 12/28/2009 (16-23 FG, 9-13 3FG, 8-9 FT)	49	23	2.13:1
2	Danny Ainge (So.) vs. Oral Roberts, 12/23/1978 (15-19 FG, 0-0 3FG, 10-12 FT)	40	19	2.11:1
	Marty Haws (Sr.) vs. Siena, 11/24/1989 (16-19 FG, 1-2 3FG, 7-7 FT)	40	19	2.11:1
4	Jimmer Fredette (Jr.) vs. TCU, 03/11/2010 (10-23 FG, 2-10 3FG, 23-24 FT)	45	23	1.96:1
5	Chase Fischer (Sr.) vs. New Mexico, 12/23/2015 (12-21 FG, 9-14 3FG, 8-9 FT)	41	21	1.95:1
6	Jimmer Fredette (Sr.) vs. San Diego State, 01/26/2011 (14-24 FG, 5-8 3FG, 10-11 FT)	24	17.9:1	
7	Jimmer Fredette (Sr.) at Colorado State, 01/22/2011 (15-23 FG, 4-9 3FG, 16-17 FT)	42	24	1.75:1
8	John Fairchild (Sr.) vs. Arizona, 02/26/1965 (15-23 FG, 0-0 3FG, 10-12 FT)	40	23	1.74:1
9	Tyler Haws (So.) vs. Virginia Tech, 12/29/2012 (14-25 FG, 6-9 3FG, 8-9 FT)	42	25	1.68:1
10	Jimmer Fredette (Sr.) at Utah, 01/11/2011 (16-28 FG, 6-9 3FG, 9-9 FT)	47	28	1.68:1

HIGHEST POINTS AVAILABLE PERCENTAGE (MINIMUM 20 POINTS)

Rk	Name vs. Opponent, Date	Pts	PA	PAP
1	Kresimir Cosic (So.) vs. Arizona, 02/26/1971 (12-12 FG, 0-0 3FG, 4-4 FT)	28	28	1.000
	Jeff Chatman (So.) vs. Fordham, 12/07/1985 (9-9 FG, 0-0 3FG, 3-3 FT)	21	21	1.000
	Tyler Haws (Fr.) vs. Nevada, 12/22/2009 (7-7 FG, 0-0 3FG, 6-6 FT)	20	20	1.000
	Brook Zylstra (Jr.) vs. San Francisco, 01/07/2012 (6-6 FG, 6-6 3FG, 0-0 FT)	22	22	1.000
5	Alan Taylor (Jr.) vs. New Mexico, 01/13/1979 (6-6 FG, 0-0 3FG, 8-9 FT)	20	21	952
6	Doug Richard (So.) vs. Long Beach State, 03/11/1972 (9-10 FG, 0-0 3FG, 6-6 FT)	26	923	26
7	Jay Cheesman (Sr.) vs. Northeast Louisiana, 04/09/1975 (10-11 FG, 0-0 3FG, 2-2 FT)	24	917	24
	Scott Runia (So.) vs. Wyoming, 02/11/1978 (11-12 FG, 0-0 3FG, 0-0 FT)	22	917	22
	Alan Taylor (Jr.) at Baylor, 12/01/1978 (8-8 FG, 0-0 3FG, 6-8 FT)	22	917	22
10	Michael Smith (Sr.) vs. UT Arlington, 12/09/1988 (7-8 FG, 1-1 3FG, 5-5 FT)	22	909	22
	Jared Jensen (Sr.) at New Mexico, 02/19/2005 (9-10 FG, 0-0 3FG, 2-2 FT)	20	22	909

HIGHEST POINTS AVAILABLE PERCENTAGE (MINIMUM 30 POINTS)

Rk	Name vs. Opponent, Date	Pts	PA	PAP
1	Mekeli Wesley (Sr.) vs. New Mexico, 03/10/2001 (11-12 FG, 1-2 3FG, 7-8 FT)	30	34	882
	Lee Cummand (Sr.) at Weber State, 12/03/2008 (12-13 FG, 3-4 3FG, 3-4 FT)	30	34	882
3	Devin Durrant (Sr.) vs. Saint Mary's, 12/10/1983 (11-12 FG, 0-0 3FG, 13-16 FT)	40	40	875
4	Nathan Call (Sr.) at Tulsa, 12/05/1991 (9-10 FG, 5-6 3FG, 7-9 FT)	30	35	857
	Russell Larson (Jr.) vs. Nicholls State, 12/10/1993 (13-16 FG, 0-0 3FG, 10-12 FT)	36	42	857
6	Marty Haws (Sr.) vs. Siena, 11/24/1989 (16-19 FG, 1-2 3FG, 7-7 FT)	40	47	851
7	Steve Kramer (Sr.) at Santa Clara, 12/17/1965 (13-16 FG, 0-0 3FG, 7-7 FT)	33	39	846
8	Devin Durrant (Sr.) at Colorado State, 02/21/1980 (13-16 FG, 0-0 3FG, 4-4 FT)	31	37	838
9	Lee Cummand (Sr.) vs. Long Beach State, 11/14/2008 (13-16 FG, 3-4 3FG, 7-7 FT)	43	43	837
10	Jeff Chatman (Sr.) vs. Chicago State, 12/12/1987 (13-16 FG, 0-0 3FG, 4-4 FT)	30	36	833
	Kenneth Roberts (Sr.) vs. Hawaii, 03/12/1994 (12-14 FG, 0-0 3FG, 6-8 FT)	30	36	833

HIGHEST POINTS AVAILABLE PERCENTAGE (MINIMUM 40 POINTS)

Rk	Name vs. Opponent, Date	Pts	PA	PAP
1	Marty Haws (Sr.) vs. Siena, 11/24/1989 (16-19 FG, 1-2 3FG, 7-7 FT)	40	47	851
2	Danny Ainge (So.) vs. Oral Roberts, 12/23/1978 (15-19 FG, 0-0 3FG, 10-12 FT)	40	50	800
3	Jimmer Fredette (Jr.) at Arizona, 12/28/2009 (16-23 FG, 9-13 3FG, 8-9 FT)	49	68	721
4	John Fairchild (Sr.) vs. Arizona, 02/26/1965 (15-23 FG, 0-0 3FG, 10-12 FT)	40	58	690
5	Dick Nemelka (Sr.) vs. St. Bonaventure, 12/29/1965 (12-26 FG, 0-0 3FG, 6-8 FT)	40	60	667
6	Jimmer Fredette (Sr.) vs. San Diego State, 01/26/2011 (14-24 FG, 5-8 3FG, 10-11 FT)	43	67	642
7	Timo Saarelainen (Sr.) at New Mexico, 02/07/1985 (16-26 FG, 0-0 3FG, 9-9 FT)	41	64	641
8	Jimmer Fredette (Sr.) at Utah, 01/11/2011 (16-28 FG, 6-9 3FG, 9-9 FT)	47	74	635
9	Chase Fischer (Sr.) vs. New Mexico, 12/23/2015 (12-21 FG, 9-14 3FG, 8-9 FT)	41	65	631
10	Tyler Haws (So.) vs. Virginia Tech, 12/29/2012 (14-25 FG, 6-9 3FG, 8-9 FT)	42	67	627

30-POINT GAMES


Name, Year, Opponent, Date	FG-FGA	3FG-3FGA	FT-FTA	Pts	
Jimmer Fredette (Sr.) vs. New Mexico, 03/11/2011	22-37	7-14	1-1	52	
Jimmer Fredette (Jr.) at Arizona, 12/28/2009	16-23	9-13	8-9	49	
Tyler Haws (Jr.) at Portland, 01/23/2014	17-34	4-8	10-13	48	
Bob Skousen (Jr.) vs. UCLA, 12/02/1961	19-NA	NA	0-0	9-11	47
Jimmer Fredette (Sr.) at Utah, 01/11/2011	16-28	6-9	9-9	47	
Jimmer Fredette (Jr.) vs. TCU, 03/11/2010	10-23	2-10	23-24	45	
Dave Eastus (Jr.) vs. New Mexico, 02/05/1960	21-34	0-0	2-3	44	
Jimmer Fredette (Sr.) vs. San Diego State, 01/26/2011	14-24	5-8	10-11	43	
Jimmer Fredette (Sr.) at Colorado State, 01/22/2011	11-24	4-9	16-17	42	
Tyler Haws (Sr.) vs. Virginia Tech, 12/29/2012	14-25	6-8	8-9	42	
Timo Saarelainen (Sr.) at New Mexico, 02/07/1985	16-26	0-0	9-12	41	
Chase Fischer (Sr.) vs. New Mexico, 12/23/2015	12-21	9-14	8-9	41	
John Fairchild (Sr.) vs. Arizona, 02/26/1965	15-23	0-0	10-12	40	
Dick Nemelka (Sr.) vs. St. Bonaventure, 12/29/1965	17-26	0-0	6-8	40	
Danny Ainge (Sr.) vs. Oral Roberts, 12/23/1978	15-19	0-0	10-12	40	
Marty Haws (Sr.) vs. Siena, 11/24/1989	16-19	1-2	7-7	40	
Bob Skousen (Jr.) at Ohio State, 01/01/1959	14-NA	NA	11-18	39	
Dick Nemelka (Sr.) vs. Houston, 12/04/1965	18-23	0-0	3-3	39	
Danny Ainge (Sr.) vs. Utah State, 12/27/1980	15-21	0-0	9-11	39	
Michael Smith (Jr.) vs. Utah State, 12/19/1987	13-21	2-2	11-13	39	
Michael Smith (Jr.) vs. La Salle, 12/29/1987	17-24	3-5	2-2	39	
Jimmer Fredette (Sr.) at UNLV, 01/05/2011	12-25	7-13	8-10	39	
Elijah Bradley (So.) at Portland, 02/23/2017	10-17	7-12	12-12	39	
Dick Nemelka (Sr.) vs. Cornell, 12/30/1965	17-26	0-0	4-5	38	
Devin Durrant (Sr.) at Hawaii, 01/19/1984	14-26	0-0	10-12	38	
Jimmer Fredette (Sr.) vs. Wyoming, 03/05/2011	12-24	4-9	10-12	38	
Tyler Haws (Jr.) vs. Pacific, 02/07/2014	12-20	4-5	10-11	38	
Joe Nelson (So.) vs. Denver, 01/16/1948	NA	NA	NA	37	
Paul Ruffner (Sr.) vs. Georgia, 12/29/1969	14-29	0-0	9-14	37	
Danny Ainge (Sr.) vs. San Diego State, 01/08/1981	16-33	0-0	5-9	37	
Danny Ainge (Sr.) vs. UCLA, 03/14/1981	14-22	0-0	9-10	37	
Marty Haws (Sr.) at Hawaii, 01/04/1990	13-21	0-1	11-13	37	
Steve Schreiner (Sr.) vs. Hawaii, 02/09/1991	16-21	0-0	5-8	37	
Jimmer Fredette (Jr.) vs. Florida, 03/18/2010	13-26	3-8	8-10	37	
Tyler Haws (Sr.) vs. Washington, 03/19/2013	15-24	1-3	6-6	37	
Nick Emery (Fr.) at San Francisco, 02/11/2016	12-15	10-12	3-3	37	
Nick Emery (So.) vs. Utah Valley, 11/26/2016	15-28	5-12	2-2	37	
Perry Tebbs (Sr.) vs. Toledo, 12/27/1955	NA	NA	NA	36	
Paul Ruffner (Sr.) vs. San Jose State, 12/13/1969	14-21	0-0	8-13	36	
Kresimir Cosic (Sr.) vs. Arizona, 01/25/1973	13-25	0-0	10-11	36	

Name, Year, Opponent, Date	FG-FGA	3FG-3FGA	FT-FTA	Pts
Doug Richards (Sr.) vs. Idaho State, 12/01/1973	14-24	0-0	8-8	36
Danny Ainge (Fr.) at Idaho State, 12/03/1977	14-23	0-0	8-9	36
Devin Durrant (Sr.) at UCLA, 12/28/1983	14-23	0-0	8-10	36
Devin Durrant (Sr.) vs. Wyoming, 01/26/1984	12-17	0-0	12-12	36
Devin Durrant (Sr.) at UTEP, 02/04/1984	11-22	0-0	14-17	36
Russell Larson (Jr.) vs. Nicholls State, 12/10/1993	13-16	0-0	10-10	36
Lee Cummand (Sr.) vs. Long Beach State, 11/14/2008	13-16	3-4	7-7	36
Jimmer Fredette (Jr.) vs. Utah, 01/30/2010	11-23	4-5	10-12	36
Jimmer Fredette (Jr.) at Colorado State, 02/17/2010	12-22	6-10	6-7	36
Bob Quinney (Sr.) vs. Michigan State, 12/23/1963	17-30	0-0	1-1	35
Dick Nemelka (Sr.) vs. Illinois, 12/03/1965	16-25	0-0	3-4	35
Kraig Raymond (Sr.) vs. Utah State, 01/06/1967	17-27	0-0	1-4	35
Cesario Cosic (Jr.) at Utah State, 12/22/1971	13-22	0-0	9-10	35
Danny Ainge (Sr.) vs. Utah, 03/07/1981	14-25	0-0	7-7	35
Devin Durrant (Sr.) vs. Hofstra, 11/30/1983	16-20	0-0	3-3	35
Devin Durrant (Sr.) vs. Saint Mary's, 12/10/1983	11-12	0-0	13-16	35
Devin Durrant (Sr.) vs. Weber State, 01/07/1984	13-19	0-0	9-10	35
Devin Durrant (Sr.) vs. UTEP, 03/01/1984	13-19	0-0	9-10	35
Timo Saarelainen (Sr.) vs. La Salle, 11/30/1984	17-24	0-0	1-4	35
Michael Smith (Sr.) vs. San Diego State, 01/12/1989	13-22	2-4	7-9	35
Russell Larson (Jr.) vs. Wyoming, 01/27/1984	12-20	1-1	10-10	35
Terrell Lyday (Jr.) at Utah State, 01/08/2000	11-17	6-9	7-8	35
Tyler Haws (Jr.) vs. Pepperdine, 01/09/2014	11-23	4-6	9-9	35
Tyler Haws (Sr.) at Utah State, 12/02/2014	10-19	3-8	12-13	35
John Nicoll (Jr.) vs. New Mexico, 02/07/1958	NA	NA	NA	34
John Nicoll (Jr.) vs. Utah State, 02/15/1958	NA	NA	NA	34
Bruce Burton (Sr.) at La Salle, 12/26/1962	15-27	0-0	4-5	34
Gary Dahlman (So.) at Arizona State, 01/11/1963	10-19	0-0	14-20	34
John Fairchild (Jr.) vs. Wyoming, 01/11/1964	14-30	0-0	6-8	34
John Fairchild (Jr.) vs. Arizona State, 02/28/1964	13-22	0-0	8-9	34
Dick Nemelka (Sr.) vs. Utah, 02/05/1966	14-24	0-0	6-9	34
Kan Limo (Sr.) vs. Saint Francis, 02/01/1969	13-23	0-0	8-10	34
Jay Cheesman (Sr.) at New Mexico, 02/25/1977	10-17	0-0	14-15	34
Devin Durrant (Sr.) vs. Utah, 01/14/1984	13-24	0-0	8-9	34
Devin Durrant (Sr.) vs. New Mexico, 03/03/1984	14-19	0-0	6-8	34
Michael Smith (So.) vs. Pittsburgh, 12/23/1986	12-17	3-3	7-9	34
Michael Smith (So.) at New Mexico, 01/10/1987	15-27	2-4	2-2	34
Michael Smith (So.) vs. UTEP, 02/07/1987	15-26	0-0	4-4	34
Russell Larson (Sr.) vs. Air Force, 02/25/1995	10-14	2-2	12-14	34
Kenneth Roberts (Jr.) at Utah, 03/04/1995	11-15	2-2	10-10	34

30-POINT GAMES

Name, Year, Opponent, Date	FG-FGA	3FG-3FGA	FT-FTA	Pts
Mekeli Wesley (Jr.) vs. Wyoming, 01/20/2000	10-19	3-7	11-14	34
Keena Young (Sr.) at UNLV, 03/10/2007	13-18	0-0	8-11	34
Jimmer Fredette (Sr.) at Buffalo, 12/30/2010	11-24	4-12	8-10	34
Jimmer Fredette (Sr.) vs. Colorado State, 02/23/2011	9-26	2-8	14-16	34
Jimmer Fredette (Sr.) vs. Gonzaga, 03/19/2011	11-23	7-12	5-5	34
John Fairchild (Jr.) vs. Utah State, 01/31/1964	13-21	0-0	7-9	33
Steve Kramer (Sr.) at Santa Clara, 12/17/1965	13-16	0-0	7-7	33
Dick Nemelka (Sr.) at Santa Clara, 12/18/1965	12-21	0-0	9-11	33
Jeff Condon (Sr.) vs. Utah, 03/05/1966	11-24	0-0	11-12	33
Paul Ruffner (Sr.) at Utah, 01/03/1970	11-22	0-0	11-17	33
Kresimir Cosic (Jr.) vs. New Mexico State, 12/09/1971	13-25	0-0	7-7	33
Jay Cheesman (Jr.) vs. Arizona State, 02/13/1976	16-25	0-0	1-2	33
Danny Ainge (Sr.) vs. Arizona State, 01/21/1978	11-21	0-0	11-11	33
Fred Roberts (Jr.) vs. North Texas State, 12/12/1980	12-20	0-0	9-11	33
Devin Durrant (Jr.) vs. Hawaii, 01/15/1983	9-16	0-0	15-16	33
Devin Durrant (Sr.) at Kentucky, 12/17/1983	13-24	0-0	7-10	33
Devin Durrant (Sr.) at San Diego State, 01/21/1984	12-23	0-0	9-14	33
Devin Durrant (Sr.) vs. Hawaii, 02/14/1984	12-17	0-0	9-13	33
Timmo Saarelainen (Sr.) vs. San Diego State, 01/31/1985	16-29	0-0	1-3	33
Michael Smith (Sr.) vs. UCLA, 12/03/1988	14-26	3-7	2-2	33
Michael Smith (Sr.) at Air Force, 01/19/1989	11-19	2-2	9-10	33
Michael Smith (Sr.) vs. Hawaii, 03/10/1989	12-23	0-1	9-9	33
Andy Toolson (Sr.) at Penn State, 12/02/1989	13-27	3-8	4-4	33
Mark Bigelow (Fr.) at Washington State, 12/08/1998	11-20	3-4	8-10	33
Jimmer Fredette (Jr.) vs. Nevada, 12/22/2009	11-16	2-5	9-9	33
Jimmer Fredette (Jr.) at San Diego State, 01/23/2010	11-19	5-8	6-6	33
Jimmer Fredette (Sr.) vs. Arizona, 12/11/2010	11-22	3-6	8-9	33
Jimmer Fredette (Sr.) vs. New Mexico, 03/02/2011	10-26	1-9	12-12	33
Brandon Davies (Sr.) at Weber State, 12/15/2012	14-17	0-0	5-6	33
Tyler Haws (Jr.) vs. Saint Mary's, 02/01/2014	10-17	2-4	11-12	33
Tyler Haws (Sr.) vs. Ole Miss, 03/17/2015	13-23	5-9	2-3	33
Terry Tebbis (Sr.) vs. Denver, 02/04/1956	NA	NA	NA	32
Bob Skousen (So.) vs. Santa Clara, 12/20/1958	NA	NA	NA	32
Dave Eastis (Sr.) vs. Utah, 01/20/1961	12-16	0-0	8-11	32
Gary Earnest (Sr.) vs. Denver, 03/03/1961	11-19	0-0	10-11	32
John Fairchild (Sr.) at Wyoming, 02/11/1965	11-19	0-0	10-14	32
Kalevi Sarkkalahi (Sr.) vs. Cal State Fullerton, 12/22/1972	11-14	0-0	10-17	32
Kresimir Cosic (Sr.) at Colorado State, 02/10/1973	16-23	0-0	0-0	32
Doug Richards (Sr.) at Utah, 01/12/1974	12-18	0-0	8-8	32
Danny Ainge (Jr.) vs. Charlotte, 12/29/1979	14-21	0-0	4-4	32
Brett Applegate (Sr.) vs. Utah, 01/14/1984	10-15	0-0	12-16	32
Michael Smith (So.) vs. Michigan State, 12/29/1986	14-23	1-2	3-4	32
Andy Toolson (Sr.) vs. California, 02/14/1989	7-12	4-7	14-14	32
Michael Smith (Sr.) vs. New Mexico, 02/18/1989	12-23	0-2	8-8	32
Andy Toolson (Sr.) vs. Eastern Washington, 11/25/1989	10-14	5-6	7-9	32
Kenneth Roberts (Sr.) vs. Wyoming, 01/18/1996	12-18	1-3	7-8	32
Byron Ruffner (Jr.) vs. Hawaii, 02/17/1996	10-20	4-7	8-10	32
Terrell Lyday (Sr.) vs. Wyoming, 03/09/2001	8-15	3-3	13-14	32
Rafael Araujo (Sr.) vs. Oklahoma State, 12/06/2003	10-15	0-0	12-16	32
Jimmer Fredette (Sr.) vs. South Florida, 11/26/2010	10-25	4-8	8-8	32
Jimmer Fredette (Sr.) vs. New Mexico, 01/29/2011	12-26	6-9	2-5	32
Jimmer Fredette (Sr.) vs. Wofford, 03/17/2011	10-25	2-9	10-12	32
Jimmer Fredette (Sr.) vs. Florida, 03/24/2011	11-29	3-15	7-7	32
Tyler Haws (So.) vs. Cal State Northridge, 11/24/2012	9-17	2-4	12-12	32
Tyler Haws (Jr.) at Oregon, 12/21/2013	13-21	1-4	5-5	32
Tyler Haws (Sr.) vs. Purdue, 11/26/2014	9-19	1-3	13-14	32
Terry Tebbis (Sr.) vs. Detroit, 12/28/1955	NA	NA	NA	31
John Nicoll (Jr.) at Utah State, 01/31/1958	NA	NA	NA	31
Bruce Burton (Sr.) vs. Baylor, 12/21/1962	13-26	0-0	5-7	31
Dick Nemelka (Jr.) at Arizona State, 01/16/1965	12-21	0-0	7-8	31
Kari Liiimo (Sr.) vs. Arizona, 02/15/1969	14-18	0-0	3-5	31
Doug Howard (Sr.) vs. Arizona State, 02/12/1970	12-19	0-0	7-9	31
Bemie Fryer (Jr.) vs. Villanova, 12/29/1970	11-20	0-0	9-9	31
Kresimir Cosic (Jr.) vs. Saint Joseph's, 12/04/1971	11-21	0-0	9-14	31
Kresimir Fryer (Sr.) vs. Utah State, 01/22/1972	12-22	0-0	7-8	31

Name, Year, Opponent, Date	FG-FGA	3FG-3FGA	FT-FTA	Pts
Kresimir Cosic (Sr.) vs. Santa Clara, 12/01/1972	11-21	0-0	9-9	31
Kresimir Cosic (Sr.) vs. Oklahoma State, 12/13/1972	12-21	0-0	7-9	31
Jay Cheesman (Sr.) at Utah State, 12/04/1976	10-17	0-0	11-14	31
Keith Rice (Jr.) vs. North Carolina, 12/28/1977	14-21	0-0	3-6	31
Devin Durrant (So.) at Colorado State, 02/21/1980	13-15	0-0	5-7	31
Danny Ainge (Sr.) vs. Wyoming, 01/24/1981	11-21	0-0	9-11	31
Danny Ainge (Sr.) at Colorado State, 02/28/1981	12-15	0-0	7-9	31
Devin Durrant (Jr.) at Utah, 02/05/1983	9-20	0-0	13-17	31
Devin Durrant (Jr.) vs. San Diego State, 02/16/1984	10-15	0-0	11-12	31
Timmo Saarelainen (Sr.) at Utah State, 12/11/1984	13-22	0-0	5-6	31
Timmo Saarelainen (Sr.) vs. Wyoming, 01/24/1985	9-17	0-0	13-16	31
Michael Smith (Sr.) at New Mexico, 01/05/1989	14-26	3-7	0-0	31
Michael Smith (Sr.) vs. Hawaii, 01/14/1989	12-24	1-4	6-6	31
Jared Miller (Sr.) vs. Arizona State, 12/01/1992	13-16	0-0	5-8	31
Mekeli Wesley (Fr.) vs. Washington, 12/09/1997	10-16	0-4	11-12	31
Ron Sellaize (Sr.) vs. UNLV, 02/21/1998	8-18	2-4	13-17	31
Mekeli Wesley (Fr.) at UTEP, 02/28/1998	7-18	1-1	16-18	31
Mark Bigelow (So.) vs. Arizona State, 11/24/2001	9-17	4-8	9-10	31
Rafael Araujo (Jr.) at Air Force, 03/01/2003	13-16	0-0	5-8	31
Rafael Araujo (Jr.) at Boise State, 12/02/2003	10-13	0-0	11-14	31
Tyler Haws (Jr.) at Stanford, 11/11/2013	10-18	2-3	9-13	31
Tyler Haws (Jr.) vs. Loyola Marymount, 01/11/2014	9-19	0-1	13-14	31
Nick Emery (Fr.) at Santa Clara, 02/13/2016	13-21	3-8	2-2	31
Eric Mika (So.) vs. San Francisco, 01/12/2017	12-17	0-0	7-8	31
Joe Nelson (Sr.) vs. UCLA, 03/25/1950	12-25	0-0	6-7	30
Terry Tebbis (Jr.) at Denver, 01/08/1955	10-NA	0-0	10-NA	30
John Nicoll (Sr.) vs. Dartmouth, 01/27/1959	NA	NA	NA	30
Dave Eastis (Jr.) at Wyoming, 02/19/1960	10-16	0-0	10-11	30
Bruce Burton (Sr.) vs. Arizona, 02/13/1963	12-24	0-0	6-7	30
John Fairchild (Sr.) vs. Oregon, 12/04/1964	12-22	0-0	6-8	30
Bob Quinney (Sr.) vs. Creighton, 12/28/1964	12-18	0-0	6-6	30
John Fairchild (Sr.) vs. Utah State, 02/06/1965	11-21	0-0	8-13	30
Dick Nemelka (Sr.) at Wyoming, 01/15/1966	14-28	0-0	2-4	30
Doug Howard (Sr.) vs. New Mexico, 01/29/1970	10-17	0-0	10-11	30
Kresimir Cosic (Sr.) at Utah State, 03/13/1971	10-19	0-0	10-12	30
Kresimir Cosic (Jr.) vs. Kansas State, 12/03/1971	8-11	0-0	14-16	30
Kresimir Cosic (Jr.) at Arizona, 02/24/1973	11-23	0-0	8-10	30
Fred Roberts (Fr.) at UTEP, 02/10/1979	13-17	0-0	4-4	30
Danny Ainge (Jr.) at San Diego State, 01/24/1980	14-21	0-0	2-3	30
Danny Ainge (Jr.) vs. San Diego State, 03/01/1980	9-20	0-0	12-12	30
Fred Roberts (Jr.) vs. Utah State, 12/27/1980	10-16	0-0	10-11	30
Jeff Chatman (So.) vs. Hawaii, 01/10/1986	12-19	0-0	6-7	30
Bob Capener (Jr.) vs. New Mexico, 02/14/1986	13-23	0-0	4-6	30
Jeff Chatman (Sr.) vs. Chicago State, 12/12/1987	13-16	0-0	4-4	30
Michael Smith (Sr.) at Weber State, 12/01/1988	10-24	2-5	8-9	30
Michael Smith (Sr.) vs. UTEP, 02/16/1989	12-23	1-6	5-5	30
Michael Smith (Sr.) vs. Utah, 02/25/1989	12-18	0-0	6-8	30
Michael Smith (Sr.) vs. Colorado State, 03/04/1989	12-20	1-2	5-5	30
Steve Schreiner (Sr.) vs. New Mexico, 01/12/1991	15-24	0-0	0-1	30
Nathan Call (Sr.) at Tulsa, 12/05/1991	9-10	5-6	7-9	30
Nick Sanderson (Sr.) at Utah State, 12/04/1992	10-15	7-12	3-5	30
Russell Larson (Jr.) vs. San Diego State, 02/10/1994	7-10	1-1	15-17	30
Kenneth Roberts (So.) vs. Hawaii, 03/12/1994	12-14	0-0	6-8	30
Kenneth Roberts (Sr.) at Air Force, 02/22/1996	9-15	0-0	12-14	30
Terrell Lyday (Jr.) at UNLV, 01/10/2000	10-17	5-10	5-5	30
Mekeli Wesley (Jr.) vs. New Mexico, 03/10/2001	11-12	1-2	7-8	30
Travis Hansen (Jr.) at Pepperdine, 01/05/2002	10-19	0-1	10-10	30
Lee Cummand (Sr.) at Weber State, 12/03/2008	12-13	3-4	3-4	30
Jimmer Fredette (Sr.) at UNLV, 03/12/2010	7-20	4-11	12-12	30
Jimmer Fredette (Sr.) vs. San Diego State, 03/12/2011	10-25	2-7	8-11	30
Matt Carlino (Fr.) at San Francisco, 02/16/2012	13-19	4-7	0-1	30
Matt Carlino (Jr.) vs. Portland, 02/22/2014	11-16	8-13	0-0	30
Chase Fischer (Jr.) vs. Chaminade, 11/25/2014	10-14	10-13	0-0	30
Tyler Haws (Sr.) vs. Hawaii, 12/06/2014	9-17	2-5	10-10	30
Tyler Haws (Sr.) vs. Santa Clara, 03/07/2015	9-19	1-5	11-12	30



Terry Tebbis

FRESHMAN SEASON RECORDS

POINTS SCORED

Rk	Name, Year	G	Pts	Avg
1	Danny Ainge, 1977-78	30	632	21.1
2	Nick Emery, 2015-16	36	585	16.3
3	Shawn Bradley, 1990-91	34	503	14.8
4	TJ Haws, 2016-17	34	470	13.8
5	Mark Bigelow, 1998-99	28	419	15.0
6	Mekeli Wesley, 1997-98	30	406	13.5
7	Fred Roberts, 1978-79	28	399	14.3
8	Trent Plaisted, 2005-06	35	397	11.3
9	Yerik Havas, 2009-10	29	394	13.6
10	Eric Mika, 2013-14	33	389	11.8

SCORING AVERAGE

Rk	Name, Year	G	Pts	Avg
1	Danny Ainge, 1977-78	30	632	21.1
2	Nick Emery, 2015-16	36	585	16.3
3	Mark Bigelow, 1998-99	28	419	15.0
4	Shawn Bradley, 1990-91	34	503	14.8
5	Fred Roberts, 1978-79	28	399	14.3
6	TJ Haws, 2016-17	34	470	13.8
7	Trent Plaisted, 2005-06	29	394	13.6
8	Mekeli Wesley, 1997-98	30	406	13.5
9	Devin Durrant, 1978-79	28	370	13.2
10	Matt Carlino, 2011-12	25	305	12.2

FIELD GOALS MADE

Rk	Name, Years	FG
1	Danny Ainge, 1977-78	243
2	Nick Emery, 2015-16	203
3	Shawn Bradley, 1990-91	187
4	Fred Roberts, 1978-79	158
5	TJ Haws, 2016-17	147
6	Trent Plaisted, 2005-06	144
7	Devin Durrant, 1978-79	142
8	Eric Mika, 2013-14	139
9	Mark Bigelow, 1998-99	132
10	Tyler Haws, 2009-10	131

FIELD GOAL ATTEMPTS

Rk	Name, Years	FGA
1	Nick Emery, 2015-16	478
2	Danny Ainge, 1977-78	473
3	Shawn Bradley, 1990-91	361
4	TJ Haws, 2016-17	347
5	Mekeli Wesley, 1997-98	313
6	Mark Bigelow, 1998-99	301
7	Fred Roberts, 1978-79	291
8	Trent Plaisted, 2005-06	276
9	Matt Carlino, 2011-12	274
10	Eric Mika, 2013-14	264

FIELD GOAL PERCENTAGE*

Rk	Name, Year	FG	FGA	Pct
1	Jared Jensen, 2001-02	88	149	.591
2	Yoeli Childs, 2016-17	122	222	.550
3	Fred Roberts, 1978-79	158	291	.543
4	Nate Austin, 2011-12	58	107	.542
5	Russell Larson, 1991-92	101	187	.5401
6	Devin Durrant, 1978-79	142	263	.5399
7	Brandon Davies, 2009-10	69	128	.539
8	Eric Mika, 2013-14	139	264	.527
9	Trent Plaisted, 2005-06	144	276	.522
10	Shawn Bradley, 1990-91	187	361	.518

*Minimum 50 FG Made

3-POINT FIELD GOALS

Rk	Name, Years	3FG
1	Nick Emery, 2015-16	97
2	TJ Haws, 2016-17	76
3	Zac Seljaas, 2015-16	68
4	Mark Bigelow, 1998-99	44
5	Jimmer Fredette, 2007-08	43
6	Matt Carlino, 2011-12	41
7	Michael Vranes, 1998-99	40
8	Robbie Reid, 1993-94	35
9	Jonathan Tavernari, 2006-07	29
10	Mike Rose, 2003-04	28

3-POINT FIELD GOAL ATTEMPTS

Rk	Name, Years	3FGA
1	Nick Emery, 2015-16	253
2	TJ Haws, 2016-17	188
3	Zac Seljaas, 2015-16	136
4	Jimmer Fredette, 2007-08	128
5	Matt Carlino, 2011-12	124
6	Mark Bigelow, 1998-99	113
7	Robbie Reid, 1993-94	100
8	Michael Vranes, 1998-99	96
9	Anson Windler, 2011-12	84
10	Jonathan Tavernari, 2006-07	78

3-POINT FIELD GOAL PERCENTAGE*

Rk	Name, Year	3FG	3FGA	Pct
1	Zac Seljaas, 2015-16	68	136	.500
2	Ryan Cuff, 1992-93	20	42	.476
3	Mike Rose, 2003-04	28	61	.459
4	Michael Vranes, 1998-99	40	96	.417
5	TJ Haws, 2016-17	76	188	.404
6	Todd Christensen, 1995-96	23	59	.390
7	Mark Bigelow, 1998-99	44	113	.389
8	Nick Emery, 2015-16	97	253	.383
9	Jonathan Tavernari, 2006-07	29	78	.372
10	Tyler Haws, 2009-10	25	68	.368

*Minimum 20 3FG Made

3-POINT FIELD GOALS PER GAME

Rk	Name, Year	G	3FG	3FG/G
1	Nick Emery, 2015-16	36	97	2.69
2	TJ Haws, 2016-17	34	76	2.24
3	Zac Seljaas, 2015-16	35	68	1.94
4	Matt Carlino, 2011-12	25	41	1.64
5	Mark Bigelow, 1998-99	28	44	1.57
6	Michael Vranes, 1998-99	28	40	1.4
7	Jimmer Fredette, 2007-08	35	43	1.2
8	Robbie Reid, 1993-94	32	35	1.09
9	Mike Rose, 2003-04	26	28	1.08
10	Jonathan Tavernari, 2006-07	28	29	1.0

FREE THROWS MADE

Rk	Name, Years	FT
1	Danny Ainge, 1977-78	146
2	Mekeli Wesley, 1997-98	138
3	Shawn Bradley, 1990-91	120
4	Russell Larson, 1991-92	115
5	Mark Bigelow, 1998-99	111
6	Eric Mika, 2013-14	111
7	Tyler Haws, 2009-10	110
8	Trent Plaisted, 2005-06	106
9	TJ Haws, 2016-17	100
10	Scott Sinek, 1981-82	90

FREE THROW ATTEMPTS

Rk	Name, Years	FTA
1	Shawn Bradley, 1990-91	185
2	Eric Mika, 2013-14	180
3	Trent Plaisted, 2005-06	172
4	Danny Ainge, 1977-78	169
5	Mekeli Wesley, 1997-98	168
6	Russell Larson, 1991-92	141
7	Mark Bigelow, 1998-99	140
8	TJ Haws, 2016-17	127
9	Devin Durrant, 1978-79	122
10	Tyler Haws, 2009-10	120

FREE THROW PERCENTAGE*

Rk	Name, Year	FT	FTA	Pct
1	Tyler Haws, 2009-10	110	120	.917
2	Danny Ainge, 1977-78	146	169	.864
3	Randy Reid, 1992-93	71	83	.855
4	Nick Emery, 2015-16	82	96	.854
5	Jared Jensen, 2001-02	82	97	.845
6	Scott Sinek, 1981-82	90	109	.826
7	Russell Larson, 1991-92	115	141	.816
8	Mark Bigelow, 1998-99	111	140	.793
9	TJ Haws, 2016-17	100	127	.787
10	Fred Roberts, 1978-79	83	106	.783

*Minimum 50 FT Made

REBOUNDS

Rk	Name, Year	G	Reb	Avg
1	Yoeli Childs, 2016-17	33	272	8.2
2	Shawn Bradley, 1990-91	34	262	7.7
3	Mark Handy, 1973-74	26	227	8.7
4	Eric Mika, 2013-14	33	211	6.4
5	Trent Plaisted, 2005-06	29	199	6.9
6	Fred Roberts, 1978-79	28	191	6.8
7	Alan Pollard, 1984-85	29	189	6.5
8	Kyle Collinsworth, 2010-11	36	183	5.1
9	Mark Bigelow, 1998-99	28	175	6.3
10	Danny Ainge, 1977-78	30	173	5.8

REBOUNDS PER GAME*

Rk	Name, Year	G	Reb	Avg
1	Mark Handy, 1973-74	26	227	8.7
2	Yoeli Childs, 2016-17	33	272	8.2
3	Shawn Bradley, 1990-91	34	262	7.7
4	Trent Plaisted, 2005-06	29	199	6.9
5	Fred Roberts, 1978-79	28	191	6.8
6	Alan Pollard, 1984-85	29	189	6.5
7	Eric Mika, 2013-14	33	211	6.4
8	Mark Bigelow, 1998-99	28	175	6.3
9	Danny Ainge, 1977-78	30	173	5.8
10	Michael Smith, 1983-84	29	153	5.3

*Minimum 20 Games Played

OFFENSIVE REBOUNDS

Rk	Name, Year	G	OReb	Avg
1	Eric Mika, 2013-14	33	93	2.8
2	Shawn Bradley, 1990-91	34	79	2.3
3	Trent Plaisted, 2005-06	29	70	2.4
4	Yoeli Childs, 2016-17	33	62	1.9
5	Corbin Kaufusi, 2014-15	34	57	1.7
6	Mekeli Wesley, 1997-98	30	55	1.8
7	Kyle Collinsworth, 2010-11	36	55	1.5
8	Nate Austin, 2011-12	35	53	1.5
9	Nathan Cooper, 1995-96	28	50	1.8
10	Jared Jensen, 2001-02	30	50	1.7

ASSISTS

Rk	Name, Year	G	Asst	Avg
1	Danny Ainge, 1977-78	30	158	5.3
2	Randy Reid, 1992-93	34	141	4.1
3	Matt Montague, 1996-97	26	131	5.0
4	Matt Carlino, 2011-12	25	115	4.6
5	TJ Haws, 2016-17	34	110	3.2
6	Scott Sinek, 1981-82	30	100	3.3
7	Marty Haws, 1986-87	32	99	3.1
8	Ken Roberts, 1990-91	34	96	2.8
9	Nick Emery, 2015-16	36	91	2.5
10	Ryan Cuff, 1992-93	33	86	2.6

ASSISTS PER GAME*

Rk	Name, Year	G	Asst	Avg
1	Danny Ainge, 1977-78	30	158	5.3
2	Matt Montague, 1996-97	26	131	5.0
3	Matt Carlino, 2011-12	25	115	4.6
4	Randy Reid, 1992-93	34	141	4.1
5	Scott Sinek, 1981-82	30	100	3.3
6	TJ Haws, 2016-17	34	110	3.2
7	Marty Haws, 1986-87	32	99	3.1
8	Michael Vranes, 1998-99	28	80	2.9
9	Ken Roberts, 1990-91	34	96	2.8
10	Steve Craig, 1975-76	26	70	2.7

*Minimum 20 Games Played

BLOCKS

Rk	Name, Year	G	Blk	Avg
1	Shawn Bradley, 1990-91	34	177	5.2
2	Yoeli Childs, 2016-17	33	46	1.4
3	Russell Larson, 1991-92	32	41	1.3
4	Corbin Kaufusi, 2014-15	34	34	1.0
5	Alan Pollard, 1984-85	29	30	1.0
6	Chris Miles, 2004-05	28	30	1.1
7	Trent Plaisted, 2005-06	29	27	0.9
8	Eric Mika, 2013-14	33	24	0.7
9	Fred Roberts, 1978-79	28	23	0.8
10	Mekeli Wesley, 1997-98	30	21	0.7

BLOCKS PER GAME*

Rk	Name, Year	G	Blk	Avg
1	Shawn Bradley, 1990-91	34	177	5.2
2	Yoeli Childs, 2016-17	33	46	1.4
3	Russell Larson, 1991-92	32	41	1.3
4	Chris Miles, 2004-05	28	30	1.1
5	Alan Pollard, 1984-85	29	30	1.03
6	Corbin Kaufusi, 2014-15	34	34	1.00
7	Trent Plaisted, 2005-06	29	27	0.9
8	Fred Roberts, 1978-79	28	23	0.8
9	Eric Nielsen, 1996-97	26	19	0.731
10	Eric Mika, 2013-14	33	24	0.727

*Minimum 20 Games Played

STEALS

Rk	Name, Year	G	Stl	Avg
1	Danny Ainge, 1977-78	30	60	2.0
2	Nick Emery, 2015-16	36	52	1.4
3	Kyle Collinsworth, 2010-11	36	39	1.1
4	Mark Bigelow, 1998-99	28	38	1.4
5	Matt Carlino, 2011-12	25	36	1.4
6	Anson Windler, 2011-12	34	35	1.0
7	TJ Haws, 2016-17	34	34	1.0
8	Robbie Reid, 1993-94	32	33	1.0
9	Randy Reid, 1992-93	34	30	0.9
10	Michael Vranes, 1998-99	28	29	1.0

FRESHMAN SEASON RECORDS

STEALS PER GAME*

Rk	Name, Year	G	Stl	Avg
1	Danny Ainge, 1977-78	30	60	2.0
2	Nick Emery, 2015-16	36	52	1.444
3	Matt Carlino, 2011-12	25	36	1.440
4	Mark Bigelow, 1998-99	28	38	1.36
5	Kyle Collingsworth, 2010-11	36	39	1.1
6	Michael Vranes, 1998-99	28	29	1.036
7	Robbie Reid, 1993-94	32	33	1.031
8	Anson Winder, 2011-12	34	35	1.029
9	TJ Haws, 2016-17	34	34	1.0
	Matt Montague, 1996-97	26	26	1.0

*Minimum 20 Games Played

ASSIST-TO-TURNOVER RATIO*

Rk	Name, Years	A	TO	A:TO
1	Nathan Call, 1986-87	64	25	2.56
2	Marty Haws, 1986-87	99	42	2.36
3	Ken Roberts, 1990-91	96	54	1.78
4	Nick Emery, 2015-16	91	53	1.72
5	Randy Reid, 1992-93	141	89	1.58
6	Chris Nikchevich, 1982-83	69	45	1.53
	Matt Carlino, 2011-12	115	75	1.53
8	Danny Ainge, 1977-78	158	104	1.52
9	Scott Sinek, 1981-82	100	73	1.37
10	Kyle Collingsworth, 2010-11	75	56	1.34

*Minimum 20 Games Played and 2.0 APG

TURNOVERS

Rk	Name, Years	TO
1	Danny Ainge, 1977-78	104
	Matt Montague, 1996-97	104
3	Randy Reid, 1992-93	89
4	Michael Vranes, 1998-99	85
5	Shawn Bradley, 1990-91	77
6	Mark Bigelow, 1998-99	76
7	Devin Durrant, 1978-79	75
	Matt Carlino, 2011-12	75
9	Scott Sinek, 1981-82	73
10	Fred Roberts, 1978-79	72
	Ryan Cuff, 1992-93	72

PERSONAL FOULS

Rk	Name, Years	PF
1	Corbin Kaufusi, 2014-15	117
2	Danny Ainge, 1977-78	113
3	Shawn Bradley, 1990-91	109
4	Eric Mika, 2013-14	107
5	Mekeli Wesley, 1997-98	106
6	Trent Plaisted, 2005-06	105
7	Nick Emery, 2015-16	100

TIMES DISQUALIFIED

Rk	Name, Years	DQ
1	Danny Ainge, 1977-78	9
2	Fred Roberts, 1978-79	7
3	Steve Craig, 1975-76	6
	Andy Toolson, 1984-85	6
	Trent Plaisted, 2005-06	6
	Nate Austin, 2011-12	6
	Nick Emery, 2015-16	6

GAMES PLAYED

Rk	Name, Years	GP
1	Kyle Collingsworth, 2010-11	36
	Jordan Chatman, 2015-16	36
	Nick Emery, 2015-16	36
4	Chris Collingsworth, 2007-08	35
	Jimmer Fredette, 2007-08	35
	Brandon Davies, 2009-10	35
	Tyler Haws, 2009-10	35
	Nate Austin, 2011-12	35
	Zac Seljaas, 2015-16	35

GAMES STARTED

Rk	Name, Years	GS
1	Shawn Bradley, 1990-91	34
	Ken Roberts, 1990-91	34
	TJ Haws, 2016-17	34
4	Randy Reid, 1992-93	33
	Tyler Haws, 2009-10	33
6	Nick Emery, 2015-16	32
7	Danny Ainge, 1977-78	30
8	Mekeli Wesley, 1997-98	29
	Trent Plaisted, 2005-06	29
	Eric Mika, 2013-14	29

MINUTES PLAYED

Rk	Name, Years	Min
1	Danny Ainge, 1977-78	1,140
2	Nick Emery, 2015-16	1,132
3	TJ Haws, 2016-17	1,040
4	Shawn Bradley, 1990-91	984
5	Matt Montague, 1996-97	962
6	Kyle Collingsworth, 2010-11	926
7	Tyler Haws, 2009-10	924
8	Randy Reid, 1992-93	923
9	Mark Bigelow, 1998-99	907
10	Ken Roberts, 1990-91	897

DOUBLE-FIGURE SCORING GAMES

Rk	Name, Years	#
1	Nick Emery, 2015-16	32
2	Danny Ainge, 1977-78	29
3	TJ Haws, 2016-17	26
4	Trent Plaisted, 2005-06	25
5	Shawn Bradley, 1990-91	24
	Eric Mika, 2013-14	24
7	Mark Bigelow, 1998-99	23
8	Tyler Haws, 2009-10	21
9	Mekeli Wesley, 1997-98	20
10	Devin Durrant, 1978-79	19

DOUBLE-DOUBLES

Rk	Name, Years	D-D
1	Shawn Bradley, 1990-91	10
2	Mark Handy, 1973-74	7
3	Trent Plaisted, 2005-06	6
4	Eric Mika, 2013-14	5
	Yoeli Childs, 2016-17	5
6	Russell Larson, 1991-92	4
	Mark Bigelow, 1998-99	4
8	Fred Roberts, 1978-79	3
	Michael Smith, 1983-84	3
	Matt Montague, 1996-97	3

20-POINT GAMES

Rk	Name, Years	#
1	Danny Ainge, 1977-78	18
2	Shawn Bradley, 1990-91	11
	Nick Emery, 2015-16	11
4	Mark Bigelow, 1998-99	9
5	Fred Roberts, 1978-79	8
6	Devin Durrant, 1978-79	5
	Mekeli Wesley, 1997-98	5
	Tyler Haws, 2009-10	4
	TJ Haws, 2016-17	4
10	Trent Plaisted, 2005-06	3
	Matt Carlino, 2011-12	3

30-POINT GAMES

Rk	Name, Years	#
1	Danny Ainge, 1977-78	2
	Mekeli Wesley, 1997-98	2
	Nick Emery, 2015-16	2
4	Fred Roberts, 1978-79	1
	Mark Bigelow, 1998-99	1
	Matt Carlino, 2011-12	1

10-REBOUND GAMES

Rk	Name, Years	#
1	Mark Handy, 1973-74	12
2	Yoeli Childs, 2016-17	10
3	Shawn Bradley, 1990-91	9
4	Trent Plaisted, 2005-06	6
5	Fred Roberts, 1978-79	5
	Russell Larson, 1991-92	5
	Mark Bigelow, 1998-99	5
	Eric Mika, 2013-14	5
9	Michael Smith, 1983-84	4

10-ASSIST GAMES

Rk	Name, Years	#
1	Randy Reid, 1992-93	3
2	Danny Ainge, 1977-78	2
	Matt Montague, 1996-97	2
4	Scott Sinek, 1981-82	1
	Marty Haws, 1986-87	1
	Shawn Opunui, 2001-02	1
	Matt Carlino, 2011-12	1

5-BLOCKS GAMES

Rk	Name, Years	#
1	Shawn Bradley, 1990-91	22
2	Alan Pollard, 1984-85	1
	James Anderson, 2008-09	1

3-BLOCKS GAMES

Rk	Name, Years	#
1	Shawn Bradley, 1990-91	28
2	Russell Larson, 1991-92	8
3	Yoeli Childs, 2016-17	7
4	Alan Pollard, 1984-85	5
5	Chris Miles, 2004-05	4
6	Corbin Kaufusi, 2014-15	3

5-STEALS GAMES

Rk	Name, Years	#
1	Danny Ainge, 1977-78	3
2	Nathan Call, 1986-87	1
	Shawn Bradley, 1990-91	1
	Mark Bigelow, 1998-99	1
	Nick Emery, 2015-16	1
	Zac Seljaas, 2015-16	1

3-STEALS GAMES

Rk	Name, Years	#
1	Danny Ainge, 1977-78	11
2	Anson Winder, 2011-12	7
	Nick Emery, 2015-16	7
4	Matt Carlino, 2011-12	6
5	Steve Craig, 1975-76	5
	Kyle Collingsworth, 2010-11	5
	TJ Haws, 2016-17	5
8	Mark Bigelow, 1998-99	4
9	Scott Sinek, 1981-82	3
	Nathan Call, 1986-87	3
	Russell Larson, 1991-92	3
	Randy Reid, 1992-93	3
	Robbie Reid, 1993-94	3
	Jonathan Tavernari, 2006-07	3

5 3-POINTERS GAMES

Rk	Name, Years	#
1	Nick Emery, 2015-16	4
2	Zac Seljaas, 2015-16	3
3	Michael Vranes, 1998-99	2
	Jonathan Tavernari, 2006-07	2
	TJ Haws, 2016-17	2

3 3-POINTERS GAMES

Rk	Name, Years	#
1	Nick Emery, 2015-16	20
2	TJ Haws, 2016-17	16
3	Zac Seljaas, 2015-16	10
4	Matt Carlino, 2011-12	7
5	Robbie Reid, 1993-94	5
	Mark Bigelow, 1998-99	5
	Mike Rose, 2003-04	5
	Jimmer Fredette, 2007-08	5
9	Michael Vranes, 1998-99	4
	Jonathan Tavernari, 2006-07	4
	Tyler Haws, 2009-10	4

FRESHMAN GAME RECORDS

POINTS SCORED

Rk	Name vs. Opponent, Date	Pts
1	Nick Emery at San Francisco, 02/11/2016	37
2	Danny Ainge at Idaho State, 12/03/1977	36
3	Matt Ainge vs. Arizona State, 01/21/1978	33
	Mark Bigelow at Washington State, 12/08/1998	33
5	Mekelli Wesley vs. Washington, 12/09/1997	31
	Mekelli Wesley at UTEP, 02/28/1998	31
	Nick Emery at Santa Clara, 02/13/2016	31
8	Fred Roberts at UTEP, 02/10/1979	30
	Matt Carlino at San Francisco, 02/16/2012	30
10	Danny Ainge vs. Arizona, 01/19/1978	29
	Shawn Bradley vs. Eastern Kentucky, 12/07/1990	29
	Russell Larson vs. Utah State, 12/13/1991	29
	TJ Haws vs. Gonzaga, 02/02/2017	29

FIELD GOALS MADE

Rk	Name vs. Opponent, Date	FG
1	Danny Ainge at Idaho State, 12/03/1977	14
2	Danny Ainge at San Diego State, 12/23/1977	13
	Fred Roberts at UTEP, 02/10/1979	13
	Matt Carlino at San Francisco, 02/16/2012	13
	Nick Emery at Santa Clara, 02/13/2016	13
6	Danny Ainge at Bradley, 12/17/1977	12
	Danny Ainge vs. Arizona, 01/19/1978	12
	Nick Emery at San Francisco, 02/11/2016	12
9	Steve Craig at New Mexico, 02/28/1976	11
	Danny Ainge vs. North Carolina, 12/28/1977	11
	Danny Ainge vs. Arizona State, 01/21/1978	11
	Danny Ainge at Arizona, 02/18/1978	11
	Devin Durrant at Colorado State, 01/25/1979	11
	Shawn Bradley at Wyoming, 01/19/1991	11
	Mark Bigelow at Washington State, 12/08/1998	11

FIELD GOALS ATTEMPTED

Rk	Name vs. Opponent, Date	FGA
1	Danny Ainge at Idaho State, 12/03/1977	23
2	Matt Carlino at Gonzaga, 02/23/2012	23
3	Danny Ainge at Utah, 03/04/1978	22
4	Alan Taylor at Arizona, 01/22/1977	21
	Danny Ainge at Bradley, 12/17/1977	21
	Danny Ainge vs. Arizona State, 01/21/1978	21
	Shawn Bradley vs. Utah, 03/09/1991	21
	Nick Emery at Santa Clara, 02/13/2016	21
9	Danny Ainge vs. Long Beach State, 11/28/1977	20
	Mark Bigelow at Washington State, 12/08/1998	20

MOST FIELD GOALS MADE, NO MISSES

Rk	Name vs. Opponent, Date	FG
1	Russell Larson vs. Cal State Northridge, 03/03/1992	7
	Tyler Haws vs. Nevada, 12/22/2009	7
3	Russell Larson at Tulsa, 12/05/1991	6
	Matt Montague vs. SMU, 02/15/1997	6
5	Jacob Chrisman vs. Elon, 11/21/2000	5
	Trent Plaisted vs. Eastern Washington, 12/27/2005	5
	Brandon Davies vs. Eastern Washington, 12/19/2009	5

FIELD GOAL PERCENTAGE*

Rk	Name vs. Opponent, Date	FG	FGA	Pct
1	Fred Roberts vs. Utah State, 12/06/1978	9	10	90.0
	Eric Mika vs. Mount St. Mary's, 11/15/13	9	10	90.0
3	Devin Durrant at Colorado State, 01/25/1979	11	13	84.6
4	Nick Emery at San Francisco, 02/11/2016	12	15	80.0
5	Shawn Bradley vs. James Madison, 12/19/1990	8	10	80.0
	Russell Larson at Utah State, 11/26/1991	8	10	80.0
	Mark Bigelow vs. UTEP, 02/27/1999	8	10	80.0
	Jimmy Balderson vs. Fort Lewis, 12/12/2001	8	10	80.0
9	Fred Roberts at UTEP, 02/10/1979	13	17	76.5

*Minimum 10 Field Goal Attempts

3-POINT FIELD GOALS MADE

Rk	Name vs. Opponent, Date	3FG
1	Nick Emery at San Francisco, 02/11/2016	10
2	Mike Rose vs. Southern Utah, 11/21/2003	8
3	Zac Seljaas vs. Central Michigan, 12/18/2015	7
4	Michael Vranes at UC Irvine, 12/22/1998	6
	Jonathan Tavernari vs. TCU, 01/10/2007	6
	Anson Winder vs. Buffalo, 12/20/2011	6
	Zac Seljaas vs. San Francisco, 01/09/2016	6
	TJ Haws at San Diego, 01/14/2017	6
9	Robbie Reid at San Diego State, 01/20/1994	5
	Mark Bigelow vs. Louisiana Tech, 12/11/1998	5
	Michael Vranes vs. TCU, 03/02/1999	5
	Jonathan Tavernari at San Diego State, 02/24/2007	5
	Jake Toolson vs. Southern Virginia, 11/19/2014	5
	Nick Emery vs. Belmont, 11/28/2015	5
	Nick Emery vs. New Mexico, 12/23/2015	5
	Nick Emery vs. Santa Clara, 01/07/2016	5
	Nick Emery vs. Gonzaga, 03/07/2016	5
	Zac Seljaas vs. Creighton, 03/22/2016	5
	TJ Haws at Gonzaga, 02/25/2017	5

3-POINT FIELD GOALS ATTEMPTED

Rk	Name vs. Opponent, Date	3FG
1	Mike Rose vs. Southern Utah, 11/21/2003	13
2	Nick Emery at San Francisco, 02/11/2016	12
	TJ Haws at San Diego, 01/14/2017	12
4	Nick Emery vs. Belmont, 11/28/2015	11
	Nick Emery at Colorado, 12/12/2015	11
	Nick Emery vs. Gonzaga, 03/07/2016	11
7	Nick Emery vs. MVSU, 11/25/2015	10
	Nick Emery vs. New Mexico, 12/23/2015	10
	Zac Seljaas vs. Santa Clara, 01/07/2016	10
	Zac Seljaas vs. San Francisco, 01/09/2016	10
	Nick Emery vs. Portland, 02/25/2016	10
	Nick Emery vs. Gonzaga, 02/27/2016	10

3-POINT FIELD GOALS MADE, NO MISSES

Rk	Name vs. Opponent, Date	3FG
1	Robbie Reid vs. Nicholls State, 12/10/1993	4
2	Randy Reid vs. Utah, 01/09/1993	3
	Nathan Cooper vs. UTEP, 02/03/1996	3
	Todd Christensen at Wyoming, 02/10/1996	3
	Mike Rose vs. USC, 12/13/2003	3
	Frank Bartley IV vs. Texas, 11/25/13	3
	Zac Seljaas vs. Northern Iowa, 12/25/2015	3
	Steven Beo vs. Santa Clara, 12/29/2016	3
	TJ Haws vs. Santa Clara, 12/29/2016	3

3-POINT FIELD GOAL PERCENTAGE*

Rk	Name, Year	3FG	3FGA	Pct
1	Jonathan Tavernari vs. TCU, 01/10/2007	6	7	85.7
	Anson Winder vs. Buffalo, 12/20/2011	6	7	85.7
3	Nick Emery at San Francisco, 02/11/2016	10	12	83.3
4	Nick Emery vs. Santa Clara, 01/07/2016	5	6	83.3
	Zac Seljaas vs. Creighton, 03/22/2016	5	6	83.3
6	Mike Rose vs. Western Oregon, 12/10/2003	4	5	80.0
	Jimmer Fredette vs. Hartford, 11/20/2007	4	5	80.0
	Tyler Haws vs. Wyoming, 01/20/2010	4	5	80.0
	Isaac Neilson at Weber State, 12/13/2014	4	5	80.0
10	Zac Seljaas vs. Central Michigan, 12/18/2015	7	9	77.8

*Minimum 5 3-Point Field Goal Attempts

FREE THROWS MADE

Rk	Name vs. Opponent, Date	FT
1	Mekelli Wesley at UTEP, 02/28/1998	16
2	Russell Larson vs. Utah State, 12/13/1991	13
3	Danny Ainge at Utah State, 12/21/1977	11
	Danny Ainge vs. Rhode Island, 12/29/1977	11
	Danny Ainge vs. Arizona State, 01/21/1978	11
	Fred Roberts vs. Colorado State, 02/24/1979	11
	Mekelli Wesley vs. Washington, 12/09/1977	11
	Mekelli Wesley vs. UTEP, 01/31/1998	11
	Mekelli Wesley at Utah, 02/05/1998	11
	Mark Bigelow vs. Arizona, 11/28/1998	11
	Mark Bigelow vs. California, 12/19/1998	11
	Eric Mika vs. Oregon, 03/20/2014	11

FREE THROWS ATTEMPTED

Rk	Name vs. Opponent, Date	FTA
1	Mekelli Wesley at UTEP, 02/28/1998	18
2	Shawn Bradley vs. Arizona State, 12/12/1990	16
	Eric Mika vs. Oregon, 03/20/2014	16
4	Russell Larson vs. Utah State, 12/13/1991	15
5	Fred Roberts vs. Colorado State, 02/24/1979	14
6	Robbie Reid at Air Force, 02/17/1994	13
	Yaeli Childs vs. CSU Bakersfield, 12/22/2016	13
8	Danny Ainge vs. McNeese State, 12/13/1977	12
	Danny Ainge vs. Rhode Island, 12/29/1977	12
	Danny Ainge at Hawaii, 12/30/1977	12
	Devin Durrant vs. UTEP, 01/11/1979	12
	Fred Roberts vs. Wyoming, 02/22/1979	12
	Shawn Bradley vs. Utah State, 11/24/1990	12
	Shawn Bradley vs. Eastern Kentucky, 12/07/1990	12
	Robbie Reid vs. Nicholls State, 12/10/1993	12
	Mekelli Wesley vs. Washington, 12/09/1997	12
	Mekelli Wesley vs. UTEP, 01/31/1998	12
	Jared Jensen vs. San Diego State, 01/12/2002	12

FREE THROWS MADE, NO MISSES

Rk	Name vs. Opponent, Date	FT
1	Danny Ainge at Utah State, 12/21/1977	11
	Danny Ainge vs. Arizona State, 01/21/1978	11
	Mekelli Wesley at Utah, 02/05/1998	11
	Mark Bigelow vs. Arizona, 11/28/1998	11
	Mark Bigelow vs. California, 12/19/1998	11
6	Scott Sinek at Air Force, 02/13/1982	10
	Tyler Haws at Wyoming, 02/20/2010	10

REBOUNDS

Rk	Name vs. Opponent, Date	Reb
1	Trent Plaisted at TCU, 02/25/2006	18
2	Mark Handy vs. Army, 12/28/1973	17
	Yaeli Childs at San Francisco, 02/11/2017	17
4	Shawn Bradley vs. Arizona State, 12/12/1990	16
	Trent Plaisted vs. TCU, 01/25/2006	16
6	Mark Handy at Denver, 12/13/1973	15
	Kyle Collinsworth vs. Florida, 03/24/2011	15
	Yaeli Childs vs. Coppin State, 11/17/2016	15
9	Mark Handy vs. Idaho State, 02/01/1973	14
	Shawn Bradley vs. East Tennessee State, 11/14/1990	14
	Kenneth Roberts vs. Utah State, 11/24/1990	14
	Mark Bigelow vs. Denver, 12/01/1998	14
	Mark Bigelow vs. Cal State Northridge, 12/12/1998	14

OFFENSIVE REBOUNDS

Rk	Name vs. Opponent, Date	OReb
1	Trent Plaisted vs. TCU, 01/25/2006	8
	Fred Roberts at UTEP, 02/10/1979	8
3	Russell Larson at Utah State, 11/26/1991	7
	Eric Mika at Utah, 12/14/2013	7
	Trent Plaisted vs. Air Force, 02/04/2006	7
6	Shawn Bradley at Wyoming, 01/19/1991	6
	Jared Jensen vs. Cal State Northridge, 12/27/2001	6
	Trent Plaisted at USC, 12/03/2005	6
	Trent Plaisted at TCU, 02/25/2006	6
	Chris Collinsworth vs. Colorado State, 01/12/2008	6
	Kyle Collinsworth vs. San Diego State, 03/12/11	6
	Jared Jensen at UNLV, 02/09/2012	6
	Nate Austin vs. Pepperdine, 02/11/2012	6

DEFENSIVE REBOUNDS

Rk	Name vs. Opponent, Date	DReb
1	Yaeli Childs at San Francisco, 02/11/2017	13
2	Shawn Bradley vs. East Tennessee State, 11/14/1990	12
	Trent Plaisted at TCU, 02/25/2006	12
	Kyle Collinsworth vs. Florida, 03/24/2011	12
	Yaeli Childs vs. Coppin State, 11/17/2016	12
	Yaeli Childs vs. Idaho State, 12/20/2016	12
	Yaeli Childs at Pacific, 01/21/2017	12
8	Kenneth Roberts vs. Utah State, 11/24/1990	11
	Shawn Bradley vs. Arizona State, 12/12/1990	11
	Mark Bigelow vs. Denver, 12/01/1998	11
	Mark Bigelow vs. Cal State Northridge, 12/12/1998	11
	Trent Plaisted at Houston, 03/15/2006	11
	Yaeli Childs vs. CSU Bakersfield, 12/22/2016	11

ASSISTS

Rk	Name vs. Opponent, Date	Asst
1	Danny Ainge vs. Long Beach State, 11/28/1977	13
3	Scott Sinek vs. Utah State, 12/26/1981	13
	Danny Ainge vs. Utah State, 01/07/1978	12
4	Marty Haws at Iowa, 12/09/1986	11
	Matt Montague at Weber State, 12/04/1996	11
	Matt Carlino vs. Buffalo, 12/20/2011	11
7	Randy Reid vs. Oklahoma, 12/21/1992	10
	Randy Reid vs. Oregon, 12/28/1992	10
	Randy Reid vs. Oregon State, 12/29/1992	10
	Matt Montague vs. San Diego State, 12/31/1996	10
	Shawn Opunui vs. Fort Lewis, 12/12/2001	10

MINUTES PLAYED

Rk	Name vs. Opponent, Date	Min
1	Alan Pollard vs. Utah, 03/02/1985	51
2	Danny Ainge vs. Utah State, 01/07/1978	47
3	Danny Ainge at UTEP, 01/28/1978	45
	Brian Taylor vs. Utah, 03/05/1983	45
5	Chris Nikchevich vs. Utah, 03/05/1983	44
	Matt Montague vs. San Diego State, 12/31/1996	44
7	Steve Craig vs. Arizona, 02/14/1976	42
	Mark Bigelow vs. Arizona, 11/28/1998	42
9	Mark Handy at Wyoming, 02/02/1974	41
	Michael Smith vs. Utah, 01/14/1984	41
	Andy Toolson at UTEP, 02/09/1985	41
	Shawn Bradley vs. Utah, 03/09/1991	41

BLOCKS

Rk	Name vs. Opponent, Date	Bik
1	Shawn Bradley vs. Eastern Kentucky, 12/07/1990	14
	Shawn Bradley vs. Virginia, 03/14/1991	10
3	Shawn Bradley vs. Tulsa, 12/22/1990	9
	Shawn Bradley at Wyoming, 01/19/1991	9
5	Shawn Bradley vs. Utah State, 11/24/1990	7
	Shawn Bradley vs. Arizona State, 12/12/1990	7
	Shawn Bradley vs. South Carolina, 12/27/1990	7
	Shawn Bradley at Colorado State, 01/17/1991	7
9	Alan Pollard vs. UCLA, 12/19/1984	6
	Shawn Bradley at La Salle, 12/04/1990	6
	Shawn Bradley vs. Stetson, 12/21/1990	6
	Shawn Bradley vs. Colorado State, 01/31/1991	6
	Shawn Bradley vs. Utah, 02/16/1991	6

FRESHMAN GAME RECORDS

STEALES

Rk	Name vs. Opponent, Date	Stl
1	Mark Bigelow vs. Arizona, 11/28/1998	9
2	Danny Ainge at Idaho State, 12/03/1977	5
	Danny Ainge vs. Montana, 12/09/1977	5
	Danny Ainge vs. Cal State Fullerton, 12/10/1977	5
	Nathan Call at New Mexico, 01/10/1987	5
	Shawn Bradley vs. Arizona State, 12/12/1990	5
	Nick Emery vs. Pepperdine, 01/30/2016	5

POINTS-TO-FIELD GOAL ATTEMPTS RATIO (MINIMUM 20 POINTS)

Rk	Name vs. Opponent, Date	Pts	FGA	Ratio
1	Robbie Reid vs. Nicholls State, 12/10/1993 (5-6 FG, 4-4 3FG, 9-12 FT)	23	6	3.83:1
2	Tyler Haws vs. Nevada, 12/22/2009 (7-7 FG, 0-0 3FG, 6-6 FT)	20	7	2.86:1
3	Russell Larson vs. Utah State, 12/13/1991 (8-11 FG, 0-0 3FG, 13-15 FT)	29	11	2.64:1
4	Shawn Bradley vs. Utah State, 11/24/1990 (6-8 FG, 0-0 3FG, 9-12 FT)	21	8	2.63:1
	Kenneth Roberts at Air Force, 02/23/1991 (6-8 FG, 0-0 3FG, 9-11 FT)	21	8	2.63:1
6	Anson Winder vs. Buffalo, 12/20/2011 (7-8 FG, 6-7 3FG, 0-0 FT)	20	8	2.50:1
7	Nick Emery at San Francisco, 02/11/2016 (12-15 FG, 10-12 3FG, 3-3 FT)	37	15	2.47:1
8	Brandon Davies at Utah, 03/03/2010 (7-9 FG, 0-0 3FG, 7-11 FT)	21	9	2.33:1
9	Shawn Bradley at Colorado State, 01/17/1991 (8-11 FG, 0-0 3FG, 9-11 FT)	25	11	2.27:1
10	Mark Bigelow vs. Louisiana Tech, 12/11/1998 (5-9 FG, 5-6 3FG, 5-7 FT)	20	9	2.22:1
	Tyler Haws at UTEP 01/09/2010 (5-9 FG, 1-1 3FG, 9-10 FT)	20	9	2.22:1
	Eric Mika vs. Pacific, 01/30/2014 (7-9 FG, 0-0 3FG, 6-8 FT)	20	9	2.22:1

POINTS-TO-FIELD GOAL ATTEMPTS RATIO (MINIMUM 30 POINTS)

Rk	Name vs. Opponent, Date	Pts	FGA	Ratio
1	Nick Emery at San Francisco, 02/11/2016 (12-15 FG, 10-12 3FG, 3-3 FT)	37	15	2.47:1
2	Mekeli Wesley vs. Washington, 12/09/1997 (10-16 FG, 0-4 3FG, 11-12 FT)	31	16	1.94:1
3	Fred Roberts at UTEP 02/10/1979 (13-17 FG, 0-0 3FG, 4-4 FT)	30	17	1.76:1
4	Mekeli Wesley at UTEP 02/28/1998 (7-18 FG, 1-1 3FG, 16-18 FT)	31	18	1.72:1

HIGHEST POINTS AVAILABLE PERCENTAGE (MINIMUM 20 POINTS)

Rk	Name vs. Opponent, Date	Pts	PA	PAP
1	Tyler Haws vs. Nevada, 12/22/2009 (7-7 FG, 0-0 3FG, 6-6 FT)	20	20	1.000
2	Fred Roberts vs. Utah State, 12/06/1978 (9-10 FG, 0-0 3FG, 3-3 FT) Anson Winder vs. Buffalo, 12/20/2011 (7-8 FG, 6-7 3FG, 0-0 FT)	20	23	.870
4	Devin Durrant at Colorado State, 01/25/1979 (11:13 FG, 0-0 3FG, 0-0 FT)	22	26	.846
5	Eric Mika vs. Mount St. Mary's, 11/15/2013 (9-10 FG, 0-0 3FG, 2-4 FT)	20	24	.833
6	Nick Emery at San Francisco, 02/11/2016 (12-15 FG, 10-12 3FG, 3-3 FT)	37	45	.822
7	Robbie Reid vs. Nicholls State, 12/10/1993 (7-7 FG, 0-0 3FG, 6-6 FT)	23	28	.821
8	Fred Roberts at UTEP 02/10/1979 (13-17 FG, 0-0 3FG, 4-4 FT)	30	38	.789
9	Russell Larson vs. Utah State, 12/13/1991 (8-10 FG, 0-0 3FG, 5-7 FT)	29	37	.784
10	Kenneth Roberts at Air Force, 02/23/1991 (6-8 FG, 0-0 3FG, 9-11 FT) Russell Larson at Utah State, 11/26/1991 (8-10 FG, 0-0 3FG, 5-7 FT)	21	27	.778

HIGHEST POINTS AVAILABLE PERCENTAGE (MINIMUM 30 POINTS)

Rk	Name vs. Opponent, Date	Pts	PA	PAP
1	Nick Emery at San Francisco, 02/11/2016 (12-15 FG, 10-12 3FG, 3-3 FT)	37	45	.822
2	Fred Roberts at UTEP 02/10/1979 (13-17 FG, 0-0 3FG, 4-4 FT)	30	38	.789
3	Danny Ainge at Idaho State, 12/03/1977 (14-23 FG, 0-0 3FG, 8-9 FT)	36	55	.655
4	Matt Carlino at San Francisco, 02/16/2012 (13-19 FG, 4-7 3FG, 0-1 FT)	30	46	.652
5	Mekeli Wesley vs. Washington, 12/09/1997 (10-16 FG, 0-4 3FG, 11-12 FT)	31	48	.646

100 PERCENT POINTS AVAILABLE PERCENTAGE

Rk	Name vs. Opponent, Date	Pts
1	Tyler Haws vs. Nevada, 12/22/2009 (7-7 FG, 0-0 3FG, 6-6 FT)	20
2	Russell Larson vs. Cal State Northridge, 03/03/1992 (7-7 FG, 0-0 3FG, 1-1 FT)	15
3	Russell Larson at Tulsa, 12/05/1991 (6-6 FG, 0-0 3FG, 2-2 FT) Todd Christensen at Wyoming, 02/10/1996 (4-4 FG, 3-3 3FG, 3-3 FT) Jared Jensen vs. Air Force, 02/18/2002 (3-3 FG, 0-0 3FG, 8-8 FT)	14
6	Jared Jensen vs. Idaho, 12/15/2001 (4-4 FG, 0-0 3FG, 4-4 FT) Brandon Davies vs. Eastern Washington, 12/19/2009 (5-5 FG, 0-0 3FG, 2-2 FT)	12

TEAM SEASON RECORDS

GAMES PLAYED

Rk	Season	GP
1	1950-51	37
	2010-11	37
	2015-16	37
4	2009-10	36
	2012-13	36
6	2007-08	35
	2011-12	35
	2013-14	35
	2014-15	35
10	1948-49	34
	1949-50	34
	1990-91	34
	1992-93	34
	2006-07	34
	2016-17	34

WINS

Rk	Season	W-L
1	2010-11	32-5
2	2009-10	30-6
3	1950-51	28-9
4	2007-08	27-8
5	1987-88	26-6
	2011-12	26-9
	2015-16	26-11
8	1980-81	25-7
	1991-92	25-7
	1992-93	25-9
	2006-07	25-9
	2008-09	25-8
	2014-15	25-10

CONFERENCE WINS

Rk	Season	W-L (Conference)
1	1950-51	15-5 (Skyline)
	1992-93	15-3 (WAC)
3	1949-50	14-6 (Skyline)
	2007-08	~ 14-2 (MWCC)
	2010-11	~ 14-2 (MWCC)
6	1979-80	13-1 (WAC)
	1987-88	13-3 (WAC)
	1994-95	13-5 (WAC)
	2006-07	13-3 (MWCC)
	2009-10	13-3 (MWCC)
	2013-14	13-5 (WCC)
	2014-15	13-5 (WCC)
	2015-16	13-5 (WCC)

LOSSES

Rk	Season	W-L
1	1996-97	1-25
2	1997-98	9-21
	2004-05	9-21
4	1969-70	8-18
	1977-78	12-18
6	1959-60	8-17
	1946-47	9-16
	1961-62	10-16
	1998-99	12-16

CONFERENCE LOSSES

Rk	Season	W-L
1	1996-97	0-16
2	1926-27	1-11
	2004-05	3-11
4	1969-70	4-10
	1976-77	4-10
	1997-98	4-10

FEWEST VICTORIES*

Rk	Season	W-L
1	1996-97	1-25
2	1926-27	5-14
3	1906-07	7-3
	1908-09	7-4
	1912-13	7-3
	1922-23	7-5
7	1913-14	8-2
	1937-38	8-13
	1959-60	8-17
	1969-70	8-18

*Minimum 10 Games Played

FEWEST CONFERENCE VICTORIES*

Rk	Season	W-L
1	1996-97	0-16
2	1926-27	1-11
3	1927-28	3-9
	1946-47	3-9
	2004-05	3-11

*Minimum 8 Games Played

FEWEST LOSSES*

Rk	Season	W-L
1	1905-06	11-1
2	1908-10	9-2
	1913-14	8-2
	1916-17	14-2
	1920-21	10-2
6	1904-05	9-3
	1906-07	7-3
	1912-13	7-3
	1921-22	9-3
	1941-42	17-3

*Minimum 10 Games Played

FEWEST CONFERENCE LOSSES*

Rk	Season	W-L
1	1924-25	7-1
	1942-43	7-1
	1979-80	13-1
4	1923-24	6-2
	1947-48	8-2
	1964-65	8-2
	1966-67	8-2
	1971-72	12-2
	1978-79	10-2
	2007-08	14-2
	2010-11	14-2

*Minimum 8 Games Played

CONSECUTIVE WINNING SEASONS

Rk	Seasons	#
1	2005-06 – Present	12
2	1904-05 – 1914-15	11
3	1916-17 – 1925-26	10
	1927-28 – 1936-37	10
	1978-79 – 1987-88	10

CONSECUTIVE NON-LOSING SEASONS

Rk	Season	#
1	1903-04 – 1925-26	23
2	1947-48 – 1958-59	12
	2005-06 – Present	12
4	1927-28 – 1936-37	10
	1978-79 – 1987-88	10

LONGEST WINNING STREAK

Rk	Dates	#
1	Nov. 27, 1987 – Feb. 4, 1988	17
2	Dec. 5, 2009 – Jan. 23, 2010	15
3	Jan. 6, 1917 – March 16, 1917	14
4	Dec. 6, 1941 – Jan. 30, 1942	13
	Jan. 14, 1993 – Feb. 25, 1993	13
6	Jan. 19, 1980 – March 1, 1980	12
	Jan. 10, 1986 – Feb. 15, 1986	12
8	Dec. 28, 1934 – Jan. 25, 1935	11
9	1920-21 season (dates not available)	10
	Dec. 29, 1971 – Feb. 11, 1972	10
	Jan. 6, 1990 – Feb. 7, 1990	10
	Nov. 14, 2008 – Dec. 13, 2008	10
	Nov. 12, 2010 – Dec. 11, 2010	10
	Dec. 21, 2010 – Jan. 26, 2011	10

HOME COURT WINNING STREAK

Rk	Dates	#
1	Nov. 25, 2005 – Dec. 13, 2008	~ 53
2	Feb. 19, 2000 – Jan. 16, 2003	44
3	Feb. 21, 1949 – Feb. 9, 1951	25
	Dec. 4, 1970 – Dec. 1, 1972	25
5	Feb. 23, 1952 – Jan. 23, 1954	24
	March 17, 1994 – Jan. 18, 1996	24
7	Dec. 3, 1965 – Dec. 9, 1967	22
8	Jan. 24, 2009 – Feb. 24, 2010	21
9	Jan. 19, 1980 – March 7, 1981	20
	Jan. 21, 1993 – Feb. 26, 1994	20

WINS TO OPEN A SEASON

Rk	Season	#
1	1987-88	17
2	1941-42	13
3	2008-09	10
	2010-11	10
5	1909-10	8
	1953-54	8

RECORD IN OPENERS

Season Opener	84-31 (730)
Under Dave Rose	9-3 (750)
Home Opener	91-24 (791)
Under Rose	11-1 (917)
Conference Opener	59-39 (602)
Under Rose	7-5 (583)

TEAM SEASON RECORDS

LONGEST LOSING STREAK

Rk	Dates	#
1	Dec. 13, 1996 – March 1, 1997	21
2	Jan. 17, 1998 – Feb. 14, 1998	9
3	Feb. 11, 1928 – Dec. 8, 1928	8

HIGHEST WINNING PERCENTAGE*

Rk	Season	W-L (Pct)
1	1905-06	11-1 (.917)
2	1916-17	14-2 (.875)
3	2010-11	32-5 (.865)
4	1941-42	17-3 (.850)
5	1920-21	10-2 (.833)
6	2009-10	30-6 (.833)
7	1979-80	24-5 (.828)
8	1909-10	9-2 (.818)
9	1987-88	26-6 (.813)
10	1971-72	21-5 (.808)

*Minimum 10 Games Played

LOWEST WINNING PERCENTAGE*

Rk	Season	W-L (Pct)
1	1996-97	1-25 (.038)
2	1926-27	5-14 (.263)
3	1997-98	9-21 (.300)
4	2004-05	9-21 (.300)
5	1969-70	8-18 (.308)
6	1959-60	8-17 (.320)
7	1946-47	9-16 (.360)
8	1937-38	8-13 (.381)
9	1961-62	10-16 (.385)
10	1977-78	12-18 (.400)

*Minimum 10 Games Played

POINTS SCORED

Rk	Season	Pts
1	2015-16	3,093
2	2010-11	3,012
3	2009-10	2,992
4	2013-14	2,931
5	2014-15	2,931
6	2012-13	2,777
7	1992-93	2,754
8	2016-17	2,741
9	1987-88	2,735
10	2011-12	2,727

POINTS ALLOWED

Rk	Season	Pts
1	2013-14	2,706
2	2015-16	2,692
3	2014-15	2,561
4	2016-17	2,525
5	2010-11	2,512
6	2012-13	2,502
7	1977-78	2,495
8	1986-87	2,469
9	1992-93	2,445
10	1987-88	2,437

SCORING AVERAGE

Rk	Season	Avg
1	1965-66	95.5
2	1964-65	94.3
3	1987-88	85.5
4	1978-79	85.0
5	2013-14	83.7
6	2014-15	83.7
7	2015-16	83.6
8	1979-80	83.5
9	2009-10	83.1
10	1968-69	83.0

HIGHEST OPPONENT SCORING AVERAGE

Rk	Season	Avg
1	1969-70	84.2
2	1964-65	84.1
3	1973-74	84.0
4	1977-78	83.2
5	1965-66	82.9
6	1968-69	80.7
7	1974-75	80.3
8	1963-64	80.2
9	1988-89	80.1
10	1996-97	79.3

BEST SCORING DEFENSE

Rk	Season	Avg
1	1949-50	49.9
2	1950-51	55.7
3	1952-53	56.5
4	1981-82	58.4
5	1951-52	58.8
6	2000-01	62.7
7	2007-08	63.2
8	2002-03	63.5
9	1999-00	63.8
10	1953-54	64.9

SCORING MARGIN

Rk	Season	Margin
1	2009-10	> 16.7
2	2010-11	13.5
3	1965-66	12.6
4	2008-09	11.9
5	1952-53	11.87
6	1979-80	11.0
7	2015-16	10.8
8	1991-92	10.63
9	2014-15	10.57
10	2007-08	10.54

FIELD GOALS

Rk	Season	FG
1	2015-16	1,096
2	2009-10	> 1,025
3	2010-11	1,019
4	1964-65	1,014
5	2013-14	1,012
6	2012-13	999
7	2011-12	977
8	1987-88	976
9	2014-15	976
10	2006-07	972

FIELD GOAL ATTEMPTS

Rk	Season	FGA
1	1950-51	2,611
2	2015-16	2,369
3	2010-11	> 2,267
4	2012-13	2,188
5	2013-14	2,186
6	1964-65	2,122
7	2009-10	2,120
8	1954-55	2,104
9	2011-12	2,099
10	2014-15	2,090

FIELD GOAL PERCENTAGE

Rk	Season	Pct (FG-FGA)
1	1987-88	.531 (976-1839)
2	1978-79	.529 (940-1778)
3	1979-80	.522 (955-1830)
4	1983-84	.509 (896-1762)
5	1988-89	.500 (838-1675)
6	1989-90	.499 (739-1482)
7	1965-66	.4984 (946-1898)
8	1991-92	.4977 (877-1762)
9	1992-93	.4976 (948-1905)
10	1993-94	.4924 (876-1779)

3-POINT FIELD GOALS

Rk	Season	3FG
1	2015-16	330
2	2010-11	312
3	2014-15	300
4	2009-10	292
5	2007-08	285
6	2006-07	256
7	2008-09	238
8	2011-12	233
9	2016-17	230
10	1991-92	214

3-POINT FIELD GOAL ATTEMPTS

Rk	Season	3FGA
1	2010-11	> 865
2	2015-16	863
3	2007-08	764
4	2014-15	763
5	2009-10	700
6	2011-12	679
7	2016-17	668
8	1997-98	638
9	2012-13	630
10	2008-09	624

3-POINT FIELD GOALS/GAME

Rk	Season	G	3FG	Avg
1	2015-16	37	330	8.9
2	2014-15	35	300	8.6
3	2010-11	37	312	8.4
4	2007-08	35	285	8.14
5	2009-10	36	292	8.11
6	2006-07	34	265	7.8
7	2008-09	33	238	7.2
8	2004-05	30	211	7.03
9	2005-06	29	202	6.97
10	2016-17	34	230	6.8

3-POINT FIELD GOAL PERCENTAGE

Rk	Season	3FG	3FGA	Avg
1	1987-88	146	323	#.452
2	1989-90	140	311	.450
3	1991-92	214	497	.431
4	2006-07	265	617	.429
5	2005-06	292	700	.417
6	1986-87	127	318	.3994
7	1990-91	121	303	.3993
8	2001-02	170	428	.397
9	2014-15	300	763	.393
10	2005-06	202	521	.388

FREE THROWS MADE

Rk	Season	FT
1	2013-14	730
2	1992-93	#697
3	2014-15	679
4	2010-11	662
5	2000-01	651
6	2009-10	650
7	1993-94	647
8	1983-84	641
9	1987-88	637
10	1994-95	617
11	2016-17	617

FREE THROW ATTEMPTS

Rk	Season	FTA
1	2013-14	1,055
2	1992-93	909
3	1950-51	902
4	2014-15	886
5	1993-94	880
6	2016-17	869
7	2010-11	865
8	1983-84	855
9	1980-81	840
10	1987-88	835
11	2000-01	835

FREE THROW PERCENTAGE

Rk	Season	FT	FTA	Avg
1	1988-89	527	647	#.815
2	2009-10	650	823	~.790
3	2000-01	651	835	.780
4	1994-95	617	798	.773
5	1992-93	697	909	.767
6	2014-15	679	886	.766
7	1995-96	587	767	.76319
8	2010-11	662	865	.76318
9	1987-88	637	835	.763
10	2001-02	523	688	.760

REBOUNDS

Rk	Season	Reb
1	2015-16	1,514
2	1950-51	1,457
3	1964-65	1,457
4	1955-56	1,451
5	1968-69	1,438
6	2013-14	1,432
7	2010-11	> 1,425
8	2016-17	1,419
9	1958-59	1,402
10	2012-13	1,399

REBOUNDS PER GAME

Rk	Season	G	Reb	Avg
1	1955-56	26	1,451	55.8
2	1958-59	26	1,402	53.9
3	1965-66	25	1,346	53.8
4	1969-70	26	1,369	#52.7
5	1964-65	28	1,457	52.0
6	1968-69	28	1,438	51.4
7	1967-68	25	1,276	51.0
8	1961-62	26	1,293	49.7
9	1957-58	26	1,279	49.2
10	1962-63	26	1,273	49.0

REBOUND MARGIN

Rk	Season	Avg	OAvg	Margin
1	1952-53	46.4	33.1	+13.3
2	1972-73	47.7	38.8	+8.9
3	1950-51	39.4	30.6	+8.7
4	1981-82	37.3	29.3	+8.0
5	1953-54	47.7	40.0	+7.7
6	1991-92	36.8	29.6	+7.1
7	1955-56	55.8	49.0	+6.8
8	1992-93	38.9	32.3	+6.6
9	1990-91	37.0	30.7	+6.3
10	2006-07	37.4	31.3	+6.2

OFFENSIVE REBOUNDS

Rk	Season	ORB
1	2013-14	463
2	2015-16	441
3	2012-13	433
4</		

TEAM SEASON RECORDS

BLOCKS			STEALS PER GAME				HIGHEST TURNOVER MARGIN				PLAYERS TO FOUL OUT				
Rk	Season	Blk	Rk	Season	G	Stl	Avg	Rk	Season	TO	OTO	Margin	Rk	Season	#
1	1990-91	246	1	2009-10	36	307	8.52	1	2009-10	11.6	15.7	+4.1	1	1977-78	39
2	2015-16	162	2	2011-12	35	296	8.46	2	2010-11	10.9	14.4	+3.5	2	1975-76	31
3	2016-17	156	3	2012-13	36	291	8.08	3	1984-85	12.6	15.7	+3.2	3	1978-79	29
4	2011-12	154	4	2010-11	37	298	8.05	4	2008-09	11.4	13.9	+2.5		1980-81	29
5	2010-11	150	5	2014-15	35	257	7.34	5	2011-12	13.5	15.8	+2.3		1984-85	29
6	2007-08	135	6	2008-09	33	241	7.30	6	1977-78	15.8	17.6	+1.73	6	1998-99	28
7	1982-83	133	7	2013-14	35	251	7.17	7	2012-13	12.0	13.7	+1.70	7	1982-83	27
8	1992-93	127	8	1999-00	33	236	7.15	8	1999-00	13.7	15.3	+1.6	8	1950-51	25
9	2009-10	126	9	1994-95	32	225	7.031	9	2015-16	11.7	13.2	+1.5	9	1974-75	24
10	2008-09	119	10	2002-03	32	222	6.938	10	2013-14	11.3	12.6	+1.3		1976-77	24

^ Mountain West Conference Record
Western Athletic Conference Record

BLOCKS PER GAME				TURNOVERS CAUSED				FEWEST TURNOVERS PER GAME				
Rk	Season	G	Blk	Avg	Rk	Season	TO	Rk	Season	G	TO	Avg
1	1990-91	34	246	7.2	1	2009-10	565	1	2010-11	37	404	10.9
2	2016-17	34	156	4.588	2	2011-12	554	2	2013-14	35	395	11.3
3	1982-83	29	133	4.586	3	2010-11	533	3	2008-09	33	375	11.4
4	2011-12	35	154	4.40	4	1977-78	527	4	2009-10	36	417	11.6
5	2015-16	37	162	4.38	5	1999-00	506	5	2015-16	37	434	11.7
6	2010-11	37	150	4.1	6	2000-01	495	6	2014-15	35	417	11.9
7	2007-08	35	135	3.9	7	2012-13	493	7	2012-13	36	432	12.0
8	1992-93	34	127	3.74	8	2015-16	490	8	1989-90	30	369	12.3
9	2005-06	29	108	3.72	9	1985-86	488	9	1984-85	29	364	12.6
10	1980-81	32	117	3.7	10	2007-08	477	10	1986-87	32	423	13.2

STEALS				TURNOVERS CAUSED PER GAME				PERSONAL FOULS			
Rk	Season	G	Stl	Rk	Season	G	OTO	Avg	Rk	Season	PF
1	2009-10	307	1	1977-78	30	527	17.6	1	1992-93	721	
2	2010-11	298	2	1978-79	28	467	16.7	2	2014-15	721	
3	2011-12	296	3	2011-12	35	554	15.8	3	1950-51	709	
4	2012-13	291	4	1984-85	29	456	15.72	4	1993-94	691	
5	2014-15	257	5	2009-10	36	565	15.69	5	2000-01	691	
6	2015-16	256	6	2005-06	29	447	15.4	6	2013-14	690	
7	2013-14	251	7	1999-00	33	506	15.33	7	2015-16	690	
8	2008-09	241	8	1985-86	32	488	15.25	8	2002-03	688	
9	1999-00	236	9	1983-84	31	468	15.10	9	2012-13	678	
10	1994-95	225	10	1973-80	29	437	15.07	10	1986-87	673	

TEAM GAME RECORDS

POINTS SCORED			FEWEST POINTS ALLOWED (SINCE 1950)				SMALLEST COMBINED SCORE (SINCE 1950)				FIELD GOAL PERCENTAGE			
Rk	Opponent, Date	Pts	Rk	Opponent, Date	Pts	Rk	Opponent, Date	(Score) Combined	Rk	Opponent, Date	(FG-FGA) Pct			
1	vs. Sacramento State, 02/25/1993	128	1	vs. Wyoming, 01/23/1982	27	1	vs. Wyoming, 01/23/1982	(25-27) 52	1	vs. Saint Mary's, 12/10/1983	(39-53) .736			
2	vs. Americas, 12/10/1965	123	2	at Wyoming, 02/23/1980	30	2	at Hawaii, 01/26/1980	(34-33) 67	2	vs. Elon, 11/21/2000	(34-48) .708			
3	at San Diego State, 01/24/1980	123	3	vs. Princeton, 12/31/1982	32	3	at Wyoming, 02/23/1980	(39-30) 69	3	vs. Fort Lewis, 12/12/2001	(39-56) .696			
4	vs. Utah State, 12/19/1987	121	4	at Hawaii, 01/26/1980	33	4	at Colorado State, 02/11/1950	(30-40) 70	4	vs. Arizona State, 12/10/1992	(38-55) .691			
5	vs. Chaminade, 11/25/2014	121	5	vs. Air Force, 02/03/2003	33	5	at Princeton, 12/18/1981	(39-38) 77	5	vs. Nicholls State, 12/10/1993	(40-58) .690			
6	vs. Oral Roberts, 12/23/1978	120	6	vs. San Diego, 02/20/2016	33	6	at Wyoming, 01/14/1950	(27-53) 80	6	vs. Fordham, 12/07/1985	(30-45) .667			
7	vs. Hofstra, 11/30/1983	119	7	at Long Beach State, 11/10/2007	34	7	at Denver, 01/06/1951	(41-42) 83	7	vs. Utah, 02/04/1988	(28-42) .667			
8	at Utah State, 02/01/1968	118	8	vs. Eastern Washington, 12/19/2009	34	8	vs. Princeton, 12/31/1982	(51-32) 83	8	vs. New Mexico, 01/13/1979	(35-53) .660			
			9	vs. Utah State, 02/25/1950	35	9	at Pepperdine, 12/15/1949	(39-45) 84	9	at Tulsa, 12/05/1991	(35-53) .660			
			10	vs. Miss. Valley State, 11/23/2010	36	10	at Wyoming, 01/13/1950	(39-46) 84	10	at Arizona State, 12/05/1989	(25-38) .658			

POINTS SCORED, FIRST HALF			MARGIN OF VICTORY (SINCE 1950)				FIELD GOALS MADE				3-POINT FIELD GOALS			
Rk	Opponent, Date	Pts	Rk	Opponent, Date	(Score) Margin	Rk	Opponent, Date	FG	Rk	Opponent, Date	3FG			
1	vs. Hofstra, 11/30/1983	66	1	vs. Western Oregon, 12/22/2006	(102-40) 62	1	vs. Houston, 12/04/1965	51	1	vs. Chaminade, 11/25/2014	17			
2	vs. Chaminade, 11/25/2014	66	2	vs. San Diego, 02/20/2016	(91-33) 58	2	vs. Hofstra, 11/30/1983	50	2	at San Francisco, 02/11/2016	17			
3	vs. Utah, 03/05/1966	64	3	vs. Americas, 12/10/1965	(123-66) 57	3	at Air Force, 01/29/1965	49	3	vs. New Mexico, 12/23/2015	16			
4	vs. Arizona State, 02/27/1965	62	4	vs. Eastern Washington, 12/19/2009(91-34) 57	5	vs. Utah State, 01/30/1969	49	4	vs. UNLV, 02/03/2007	15				
5	vs. Sacramento State, 02/25/1993	62	5	vs. Southern, 11/24/2009	(107-51) 56	5	at San Diego State, 01/24/1980	49	5	at Air Force, 02/09/2011	15			
6	vs. Utah State, 12/19/1987	61	6	vs. Southern Virginia, 11/19/2014	(101-48) 53	6	vs. Colorado State, 02/26/1972	47	6	vs. Longwood, 11/18/2011	15			
			7	vs. Saint Mary's, 12/10/1966	(108-57) 51	7	vs. Portland State, 11/25/1978	47	7	vs. Eastern Kentucky, 11/29/2014	15			
			8	vs. Sacramento State, 02/25/1993(128-78) 50	8	vs. Harvard, 12/21/1978	47	8	at San Francisco, 01/03/2015	15				
			9	vs. Miss. Valley State, 11/23/2010	(86-36) 50	9	vs. Creighton, 12/28/1964	46	9	vs. Santa Clara, 01/31/2015	15			
			10	vs. Chicago State, 11/20/2010	(109-60) 49	10	vs. Illinois, 12/03/1965	46	10	vs. Ole Miss, 03/17/2015	15			
							at Colorado State, 02/21/1980	46		vs. San Francisco, 01/09/2016	15			
							vs. Hawaii, 02/28/1980	46						
							vs. San Diego State, 03/01/1980	46						

POINTS SCORED, SECOND HALF			MARGIN OF DEFEAT (SINCE 1950)				FIELD GOAL ATTEMPTS			
Rk	Opponent, Date	Pts	Rk	Opponent, Date	(Score) Margin	Rk	Opponent, Date	FGA		
1	vs. North Texas State, 12/12/1980	69	1	at Washington, 11/26/1996	(44-95) -51	1	vs. Montana, 01/30/1953	108		
2	vs. Miami, 12/10/1960	67	2	vs. Indiana, 12/26/1973	(52-96) -44	2	vs. St. Bonaventure, 12/29/1965	100		
3	vs. New Mexico, 12/02/1966	66	3	at UCLA, 12/06/1963	(71-113) -42	3	vs. Oklahoma City, 03/14/1965	99		
4	at San Diego State, 01/24/1980	66	4	at New Mexico, 02/03/1997	(32-74) -42	4	vs. Utah, 03/05/1966	98		
5	vs. Sacramento State, 02/25/1993	66	5	vs. New Mexico, 02/27/1997	(48-90) -42	5	vs. Utah, 02/24/1962	96		
6	vs. Georgia, 12/29/1969	64				6	at Utah State, 02/01/1968	96		
7	vs. Harvard, 12/21/1978	64				7	vs. Michigan State, 12/23/1963	94		
8	vs. Utah, 01/14/1984	64				8	vs. Denver, 02/12/1966	94		
9	vs. Nevada, 12/22/2009	64				9	vs. Oklahoma City, 12/07/1962	93		
10	vs. Florida, 03/18/2010	64				10	at Utah, 02/05/1966	93		
11	vs. Wyoming, 03/05/2011	64					vs. Utah State, 01/30/1969	93		

POINTS ALLOWED			COMBINED SCORE			
Rk	Opponent, Date	Pts	Rk	Opponent, Date	(Score) Combined	
1	at Oklahoma, 11/21/1986	119	1	vs. Utah State, 12/19/1987	(121-112) 233	
2	at Arizona, 02/21/1974	118	2	at Oklahoma, 11/21/1986	(110-119) 229	
3	at Portland, 01/23/2014	114	3	vs. Oral Roberts, 12/23/1978	(120-104) 224	
4	vs. Utah Valley, 11/26/2016	114	4	at Portland, 01/23/2014	(110-114) 224	
5	at UCLA, 12/06/1963	113	5	at Utah State, 02/01/1968	(118-103) 221	
6	at Utah State, 02/04/1967	113	6	vs. Xavier, 12/30/1964	(115-103) 218	
7	at North Carolina, 12/20/1976	113	7	vs. Utah, 01/14/1984	(113-105) 218	
8	at Arizona, 01/22/1977	113	8	vs. Utah, 03/05/1966	(115-100) 215	
9	vs. Oklahoma City, 03/14/1965	112		at Stanford, 11/11/2013	(112-103) 215	
10	vs. Utah State, 12/19/1987	112		vs. Utah Valley, 11/26/2016	(101-114) 215	

TEAM GAME RECORDS

3-POINT FIELD-GOAL PERCENTAGE*

Rk	Opponent, Date	(3FG-3FGA) Pct
1	vs. Texas, 11/25/2013	(10-12) .833
2	vs. New Mexico, 01/26/2008	(13-16) .813
3	at Air Force, 01/16/1993	(11-15) .733
4	vs. Prairie View A&M, 12/11/2013 (10-14)	.714
5	vs. Southern Utah, 12/11/1992	(7-10) .700
6	vs. Wyoming, 03/09/2001	(9-13) .692
7	vs. UNLV, 02/03/2007	(15-22) .682
8	vs. Louisiana Tech, 12/11/1998	(12-18) .667
9	at UCLA, 11/15/2006	(10-15) .667
10	vs. Southern Utah, 11/26/2005	(11-17) .647

*Minimum 10 Attempts

FREE-THROW PERCENTAGE*

Rk	Opponent, Date	(FT-FTA) Pct
1	at Wichita State, 12/11/1964	(12-12) 1.000
2	at Denver, 01/30/1965	(24-24) 1.000
3	at Utah, 01/12/1974	(12-12) 1.000
4	at Chamaine, 11/24/2004	(10-10) 1.000
5	vs. San Francisco, 12/05/2009	(12-12) 1.000
6	vs. Wisconsin, 11/26/2011	(11-11) 1.000
7	vs. Nevada, 12/22/2009	(27-28) .964
8	vs. UNLV, 02/05/2011	(24-25) .960
9	vs. Oregon, 12/04/1964	(23-24) .958
10	vs. Wyoming, 02/28/1974	(22-23) .957

*Minimum 10 Free Throw Attempts

ASSISTS

Rk	Opponent, Date	Ast
1	vs. Colorado State, 02/26/1972	34
2	vs. Northeast Louisiana, 01/04/1975	34
3	vs. Wyoming, 01/15/1977	34
4	vs. San Diego State, 03/01/1980	34
5	vs. Portland State, 11/25/1978	33
6	at San Diego State, 01/24/1980	33
7	vs. Hawaii, 02/28/1980	33
8	vs. Niagara, 01/17/1973	31
9	vs. Idaho State, 11/26/1976	31
10	vs. Utah State, 12/06/1978	30
	vs. San Diego State, 02/27/1982	30
	vs. Portland, 02/25/2016	30

STEALS

Rk	Opponent, Date	Stl
1	vs. Southern Virginia, 11/19/2014	19
2	at Portland, 02/04/2012	18
3	vs. James Madison, 12/19/1990	17
4	at Colorado State, 01/28/2006	17
5	vs. Southern, 11/24/2009	17
6	at Portland, 02/26/2015	17
7	at Arizona State, 01/20/1977	16
8	vs. Yale, 12/29/1984	16
9	vs. Western Oregon, 12/22/2006	16
10	vs. Chicago State, 11/20/2010	16
	vs. Valparaiso, 03/29/2016	16

FREE THROWS MADE

Rk	Opponent, Date	FT
1	vs. Weber State, 12/12/1997	40
2	vs. Utah State, 01/25/1957	39
3	at Portland, 02/04/2012	38
4	vs. Utah, 01/14/1984	37
5	vs. Utah State, 12/18/1992	37
6	at Air Force, 01/07/1995	37
7	vs. Southern Utah, 11/24/1999	37
8	vs. Santa Clara, 12/23/1967	35
9	vs. Hawaii, 01/07/1988	35
10	vs. Alabama-Birmingham, 12/09/1989	35
	vs. Southern Utah, 12/14/2000	35
	vs. Colorado State, 02/23/2011	35

REBOUNDS

Rk	Opponent, Date	Reb
1	vs. Saint Mary's, 12/10/1966	77
2	vs. Utah State, 01/06/1968	77
3	vs. Santa Clara, 12/19/1964	74
4	vs. Denver, 02/12/1966	74
5	vs. Denver, 02/02/1962	71
6	vs. Santa Clara, 12/23/1967	70
7	at La Salle, 12/26/1962	69
8	vs. Arizona State, 02/27/1971	69
9	vs. Pacific, 12/22/1961	68
	vs. Utah Valley, 11/13/2015	68

OFFENSIVE REBOUNDS

Rk	Opponent, Date	OReb
1	vs. Louisiana State, 03/19/1992	27
2	at San Francisco, 12/13/1974	24
3	vs. Colorado State, 03/09/1995	23
4	at Gonzaga, 02/23/2012	23
5	vs. Utah State, 11/30/2016	23
6	vs. Hawaii, 03/11/1993	22
	vs. Florida State, 11/16/2012	22

BLOCKS

Rk	Opponent, Date	Blk
1	vs. Eastern Kentucky, 12/07/1990	15
2	at Wyoming, 01/19/1991	13
3	vs. Virginia, 03/14/1991	13
4	at Weber State, 11/29/1990	11
5	at Utah State, 12/04/1992	11
6	vs. Weber State, 12/17/2005	11
7	vs. San Diego State, 01/06/2007	11
8	vs. San Diego State, 03/01/1980	10
9	vs. Utah State, 12/27/1980	10
10	vs. New Mexico, 01/29/1983	10
	at Utah State, 12/01/1990	10
	vs. Stetson, 12/21/1990	10
	vs. Tulsa, 12/22/1990	10

TURNOVERS

Rk	Opponent, Date	TO
1	at North Carolina, 12/20/1976	36
2	at Arizona State, 02/15/1975	35
3	vs. Indiana, 12/26/1973	31
4	vs. North Carolina, 12/28/1977	30
5	at Washington, 11/26/1996	30
6	at Davidson, 12/18/1976	29
7	at Fresno State, 01/18/1999	29
	vs. Pepperdine, 12/15/2007	29

FREE THROW ATTEMPTS

Rk	Opponent, Date	FTA
1	at Portland, 02/04/2012	53
2	vs. Weber State, 12/12/1997	52
3	vs. Santa Clara, 12/19/1964	49
4	vs. Tulsa, 12/22/1990	47
	vs. Southern Utah, 11/24/1999	47

PERSONAL FOULS

Rk	Opponent, Date	PF
1	vs. Idaho State, 11/26/1976	36
	at UTEP, 02/09/1985	36
3	vs. Wyoming, 03/11/1967	35
5	vs. Oregon State, 12/29/1992	35
	at Arizona State, 11/27/1993	35
6	at Weber State, 11/27/1976	34
	at Utah State, 01/06/1979	34
	vs. North Carolina, 12/04/1993	34

MARRIOTT CENTER RECORDS

INDIVIDUAL RECORDS

Points Scored

BYU	Jimmy Fredette vs. San Diego State, 1/26/2011	43
Opp	Michael Brooks, La Salle, 12/15/1979	51

Field Goals Made

BYU	Michael Smith vs. La Salle, 12/29/1987	17
Opp	Michael Brooks, La Salle, 12/15/1979	24

Field Goal Attempts

BYU	Danny Ainge vs. San Diego State, 1/8/1981	33
Opp	Michael Brooks, La Salle, 12/15/1979	36

Field Goal Percentage*

BYU	Scott Runia vs. Wyoming, 2/11/1978	(11-12) .917
Opp	Devin Durrant vs. Saint Mary's, 12/10/1983	(11-12) .917

*Minimum 10 Field Goal Attempts

3-Point Field Goals Made

BYU	Mike Rose vs. Southern Utah, 11/21/2003	8
	Mike Rose vs. UNLV, 2/3/2007	8
	Matt Carlino vs. Portland, 02/22/2014	8
Opp	Jay Goodman, Utah State, 11/24/1990	9

3-Point Field Goal Attempts

BYU	Chase Fischer vs. UAB, 03/18/2016	16
Opp	Jack Hurd, La Salle, 2/15/1992	18

3-Point Field Goal Percentage*

BYU	Nathan Call vs. Utah, 3/2/1991	(6-6) 1.000
	Danny Bower vs. Wyoming, 1/15/1998	(5-5) 1.000
	Jonathan Tavemari vs. Colorado State, 2/11/2009	(5-5) 1.000
	Brock Zylstra vs. San Francisco, 1/7/2012	(6-6) 1.000
Opp	Dwight Praylow, Wichita State, 1/28/1989	(5-5) 1.000
	Paris Bryant, Wyoming, 1/26/1991	(5-5) 1.000

*Minimum 5 3-Point Field Goal Attempts

Free Throws Made

BYU	Jimmy Fredette vs. UNLV, 2/5/2011	16
Opp	Keith Van Horn, Utah, 3/2/1996	16
	David Rivers, Notre Dame, 1/13/1986	16

Free Throw Attempts

BYU	Timo Saarelainen vs. Hawaii, 2/2/1985	19
	Eric Mika vs. Portland, 02/04/2017	19
Opp	Gary Rhodes, Colorado State, 2/26/1972	18

Free Throw Percentage

BYU	Andy Tolson vs. California, 2/14/1989	(14-14) 1.000
	Jimmy Fredette vs. UNLV, 2/5/2011	(16-16) 1.000
	Chase Fischer vs. Pacific, 02/06/2016	(14-14) 1.000
	3 times	(13-13) 1.000
	5 times	(12-12) 1.000
	6 times	(11-11) 1.000
	11 times	(10-10) 1.000
Opp	Kendall Youngblood, Utah State, 2/13/1991	(13-13) 1.000
	Keith Van Horn, Utah, 3/2/1996	(16-16) 1.000

*Minimum 10 Free Throw Attempts

Rebounds

BYU	Alan Taylor vs. San Diego State, 3/1/1980	23
Opp	Steve Trumbo vs. Air Force, 1/21/1982	23
Opp	N/A	

Offensive Rebounds

BYU	Steve Schreiner vs. New Mexico, 1/12/1991	9
	Kenneth Roberts vs. Fresno State, 1/13/1994	9
Opp	Eric Mika vs. Princeton, 11/14/2016	9
Opp	N/A	

Assists

BYU	Mike May vs. Niagara, 12/11/1976	16
Opp	Kyle Collinsworth vs. Portland, 02/25/2016	16
Opp	N/A	

Blocks

BYU	Shawn Bradley vs. Eastern Kentucky, 12/7/1990	14
Opp	N/A	

Steals

BYU	Mark Bigelow vs. Arizona, 11/28/1998	9
Opp	N/A	

TEAM RECORDS

Points Scored

BYU	Sacramento State, 2/25/1993	128
Opp	Southern Utah vs. South Alabama, 12/10/1984	140

Points Scored, First Half

BYU	Hofstra, 11/30/1983	66
Opp	N/A	

Points Scored, Second Half

BYU	North Texas, 12/12/1980	69
Opp	N/A	

Fewest Points Scored

BYU	Wyoming, 1/23/1982	25
Opp	Wyoming, 1/23/1982	27

Fewest Points Scored, First Half

BYU	Wyoming, 1/23/1982	12
Opp	Air Force, 2/3/2003	10
	Mississippi Valley State, 11/23/2010	10

Fewest Points Scored, Second Half

BYU	Wyoming, 1/23/1982	13
Opp	Wyoming, 1/23/1982	15

Field Goals Made

BYU	Hofstra, 11/30/1983	50
Opp	Southern Utah vs. South Alabama, 12/10/1984	58

Field Goal Attempts

BYU	San Diego State, 1/8/1981	90
Opp	North Texas, 12/2/1980	102

Field Goal Percentage*

BYU	Saint Mary's, 12/10/1983	(39-53) .736
Opp	Georgetown vs. Oregon State, 3/19/1982	.744

3-Point Field Goals Made

BYU	UNLV, 2/3/2007	15
	Longwood, 11/18/2011	15
	vs. Eastern Kentucky, 11/29/2014	15
	vs. Santa Clara, 01/31/2015	15
Opp	Arizona State, 12/11/1992	16

3-Point Field Goal Attempts

BYU	Loyola Marymount, 1/3/2008	33
Opp	Arizona State, 12/11/1992	51

3-Point Field Goal Percentage*

BYU	New Mexico, 1/26/2008	(13-16) .813
Opp	N/A	

*Minimum 10 3-Point Field Goal Attempts

Free Throws Made

BYU	Weber State, 12/12/1997	40
Opp	N/A	

Fewest Free Throws Made

BYU	Niagara, 12/11/1976	1
Opp	UTEP, 2/15/1973	1

Free Throw Attempts

BYU	Weber State, 12/12/1997	52
Opp	N/A	

Fewest Free Throw Attempts

BYU	Niagara, 12/11/1976	3
Opp	UTEP, 2/15/1973	2

MARRIOTT CENTER RECORDS

Free Throw Percentage

BYU UNLV, 2/5/2011	(24-25)	960
Opp Missouri State vs. Santa Clara, 12/18/1984	(15-15)	1,000

*Minimum 10 Free Throw Attempts

Rebounds

BYU Utah Valley, 11/13/2015	68
Opp UCLA vs. Weber State, 3/16/1972	76

Offensive Rebounds

BYU Colorado State, 1/20/1996	21
Opp N/A	

Assists

BYU Colorado State, 2/26/1972	34
Northeast Louisiana, 1/4/1975	34
Wyoming, 1/15/1977	34
San Diego State, 3/1/1980	34
Opp Southern Utah vs. South Alabama, 12/10/1984	36

Blocked Shots

BYU Eastern Kentucky, 12/7/1990	15
Opp N/A	

Steals

BYU Southern Virginia, 11/19/2014	19
Opp N/A	

Turnovers

BYU Pepperdine, 12/15/2007	29
Opp New Mexico, 1/30/1976	32

Personal Fouls

BYU Idaho State, 11/26/1976	36
Opp North Texas, 12/12/1980	34
Washington, 12/22/1984	34

Margin of Victory

BYU Western Oregon, 12/22/2006	(102-40)	62
Opp New Mexico, 2/27/1997	(48-90)	42

MISCELLANEOUS

Victories

BYU	17 in 2006-07
	16 in 1987-88, 1989-90, 2001-02, 2007-08, 2015-16

Losses

BYU	13 in 1996-97
-----	---------------

Fewest Losses

BYU	0, 10 times, last in 2007-08
-----	------------------------------

100-Point Games in a Season

BYU	5 in 1979-80
Opponent	2 in 2016-17

Total 100-Point Games

BYU	50
Opponent	9

Longest Winning Streak

Nov. 26, 2005 – Dec. 13, 2008	53 games
Feb. 19, 2000 – Jan. 16, 2003	44 games

CONFERENCE INDIVIDUAL CAREER RECORDS

POINTS

Rk	Name, Years	Pts
1	Tyler Haws, 2009-10, 12-15	1,321
2	Devin Durrant, 1978-80, 82-84	1,199
3	Michael Smith, 1983-84, 86-89	1,194
4	Jimmer Fredette, 2007-11	~1,191
5	Danny Ainge, 1977-81	1,118

Active, Career: Nick Emery – 486
Coach Rose, Career: Tyler Haws – 1,321

SCORING AVERAGE*

Rk	Name, Years	G	Pts	Avg
1	John Fairchild, 1963-65	20	451	22.6
2	Devin Durrant, 1978-80, 82-84	58	1,199	20.7
3	Danny Ainge, 1977-81	55	1,118	20.3
4	Tyler Haws, 2009-10, 12-15	68	1,321	19.4
5	Michael Smith, 1983-84, 86-89	62	1,194	19.3

*Minimum 20 Games Played
Active, Career: Nick Emery – 13.5
Coach Rose, Career: Tyler Haws – 19.4

FIELD GOALS MADE

Rk	Name, Years	FG
1	Michael Smith, 1983-84, 86-89	451
2	Tyler Haws, 2009-10, 12-15	446
3	Danny Ainge, 1977-81	440
4	Devin Durrant, 1978-80, 82-84	428
5	Jimmer Fredette, 2007-11	~374

Active, Career: Nick Emery – 169
Coach Rose, Career: Tyler Haws – 446

FIELD GOAL ATTEMPTS

Rk	Name, Years	FGA
1	Tyler Haws, 2009-10, 12-15	954
2	Michael Smith, 1983-84, 86-89	902
3	Danny Ainge, 1977-81	857
4	Jimmer Fredette, 2007-11	~848
5	Devin Durrant, 1978-80, 82-84	784

Active, Career: Nick Emery – 399
Coach Rose, Career: Tyler Haws – 954

FIELD GOAL PERCENTAGE*

Rk	Name, Years	FG	FGA	Pct
1	Gary Trost, 1987-88, 90-93	223	384	.581
2	Tom Gneiting, 1984-87	132	230	.574
3	Alan Taylor, 1976-80	246	431	.571
4	Jim Eakins, 1965-68	127	228	.557
5	Devin Durrant, 1978-80, 82-84	428	784	.546

*Minimum 100 FG Made
Active, Career: Nick Emery – .424 (169-399)
Coach Rose, Career: Keena Young – .536 (218-407)

3-POINT FIELD GOALS MADE

Rk	Name, Years	3FG
1	Jimmer Fredette, 2007-11	339
2	Jonathan Tavernari, 2006-10	133
3	Jackson Emery, 2005-06, 08-11	105
4	Chase Fischer, 2014-16	101
5	Mark Bigelow, 1998-99, 01-04	97

Active, Career: Nick Emery – 83
Coach Rose, Career: Jimmer Fredette – 139

3-POINT FIELD GOAL ATTEMPTS

Rk	Name, Years	3FGA
1	Jimmer Fredette, 2007-11	331
2	Jonathan Tavernari, 2006-10	313
3	Jackson Emery, 2005-06, 08-11	285
4	Chase Fischer, 2014-16	254
5	Mark Bigelow, 1998-99, 01-04	252

Active, Career: Nick Emery – 220
Coach Rose, Career: Jimmer Fredette – 331

3-POINT FIELD GOAL PERCENTAGE

Rk	Name, Years	FG	FGA	Pct
1	Craig Cusick, 2011-13	30	54	.556
2	Mark Heslop, 1988-92	68	139	.489
3	Nathan Call, 1986-88, 90-92	54	111	.486
4	Brock Reichner, 2004-06	37	77	.481
5	Michael Smith, 1983-84, 86-89	63	139	.453

*Minimum 30 3FG Made
Active, Career: TJ Haws – .419 (44-105)
Coach Rose, Career: Lee Cummond – .442 (72-163)

FREE THROWS MADE

Rk	Name, Years	FT
1	Tyler Haws, 2009-10, 12-15	357
2	Devin Durrant, 1978-80, 82-84	#343
3	Kenneth Roberts, 1990-91, 93-96	322
4	Russell Larson, 1991-95	318
5	Jimmer Fredette, 2007-11	304

Active, Career: Nick Emery – 65
Coach Rose, Career: Tyler Haws – 357

FREE THROW ATTEMPTS

Rk	Name, Years	FTA
1	Devin Durrant, 1978-80, 82-84	454
2	Tyler Haws, 2009-10, 12-15	413
3	Kenneth Roberts, 1990-91, 93-96	395
4	Russell Larson, 1991-95	386
5	Jimmer Fredette, 2007-11	347

Active, Career: Nick Emery – 83
Coach Rose, Career: Tyler Haws – 413

FREE THROW PERCENTAGE*

Rk	Name, Years	FT	FTA	Pct
1	Jimmer Fredette, 2007-11	304	347	.876
2	Michael Smith, 1983-84, 86-89	229	265	.8642
3	Tyler Haws, 2009-10, 12-15	357	413	.8640
4	Randy Reid, 1992-96	191	224	.853
5	Lee Cummond, 2005-09	146	173	.844

*Minimum 100 FT Made
Active, Career: Nick Emery – .783 (65-83)
Coach Rose, Career: Jimmer Fredette – .876 (304-347)

REBOUNDS

Rk	Name, Years	G	Reb	Avg
1	Kyle Collinsworth, 2010-11, 13-16	68	522	7.7
2	Michael Smith, 1983-84, 86-89	62	476	7.7
3	Kresimir Cosic, 1970-73	42	472	11.2
4	Greg Kite, 1979-83	58	470	8.1
5	Russell Larson, 1991-95	70	445	6.4

Active, Career: Yoeli Childs – 140
Coach Rose, Career: Kyle Collinsworth – 522

REBOUNDS PER GAME*

Rk	Name, Years	G	Reb	Avg
1	John Fairchild, 1963-65	20	236	11.8
2	Kresimir Cosic, 1970-73	42	472	11.2
3	Dave Eastis, 1958-61	27	278	10.3
4	Brett Applegate, 1982-84	32	326	10.2
5	Paul Ruffner, 1968-70	24	229	9.5

*Minimum 20 Games Played
Active, Career: Yoeli Childs – 8.2 (17 games played)
Coach Rose, Career: Kyle Collinsworth – 7.7

OFFENSIVE REBOUNDS

Rk	Name, Years	G	OReb	Avg
1	Kyle Collinsworth, 2010-11, 13-16	68	161	2.4
2	Kenneth Roberts, 1990-91, 93-96	70	158	2.3
3	Nate Austin, 2011-16	68	148	2.2
4	Russell Larson, 1991-95	70	127	1.8
5	Trent Plaisted, 2004-08	48	118	2.5

Active, Career: Yoeli Childs – 37
Coach Rose, Career: Kyle Collinsworth – 161

ASSISTS

Rk	Name, Years	G	Ast	Avg
1	Kyle Collinsworth, 2010-11, 13-16	68	354	5.2
2	Nathan Call, 1986-88, 90-92	63	261	4.1
3	Danny Ainge, 1977-81	55	242	4.4
4	Randy Reid, 1992-96	72	239	3.3
5	Matt Montague, 1996-97, 99-02	58	237	4.1

Active, Career: Nick Emery – 76
Coach Rose, Career: Jimmer Fredette – 354

ASSISTS PER GAME*

Rk	Name, Years	G	Ast	Avg
1	Kyle Collinsworth, 2010-11, 13-16	68	354	5.2
2	Matt Carlino, 2011-13	50	228	4.6
3	Danny Ainge, 1977-81	55	242	4.40
4	Nathan Call, 1986-88, 90-92	63	261	4.14
5	Matt Montague, 1996-97, 99-02	58	237	4.09

*Minimum 20 Games Played
Active, Career: TJ Haw – 3.2 (18 games played)
Coach Rose, Career: Kyle Collinsworth – 5.2

BLOCKS

Rk	Name, Years	G	Blk	Avg
1	Greg Kite, 1979-83	58	115	2.0
2	Russell Larson, 1991-95	70	90	1.3
3	Shawn Bradley, 1990-91	16	72	4.5
4	Noah Hartsock, 2008-12	62	69	1.1
5	Alan Taylor, 1976-80	54	65	1.2

Active, Career: Yoeli Childs – 23
Coach Rose, Career: Noah Hartsock – 69

BLOCKS PER GAME*

Rk	Name, Years	G	Blk	Avg
1	Shawn Bradley, 1990-91	16	72	4.5
2	Greg Kite, 1979-83	58	115	2.0
3	Eric Mika, 2013-14, 16-17	34	49	1.4
4	Russell Larson, 1991-95	70	90	1.3
5	Alan Taylor, 1976-80	54	65	1.2

*Minimum 20 Games Played or 50 Career Blocks
Active, Career: Yoeli Childs – 1.4 (17 Games Played)
Coach Rose, Career: Trent Plaisted – 1.1

CONFERENCE INDIVIDUAL CAREER RECORDS

STEALS

Rk	Name, Years	G	Stl	Avg
1	Jackson Emery, 2005-06, 08-11	63	121	1.9
2	Kyle Collinsworth, 2010-11, 13-15	68	110	1.6
3	Matt Carlino, 2011-14	50	90	1.8
4	Marty Haws, 1986-90	64	87	1.4
5	Jonathan Tavernari, 2006-10	64	82	1.3

Active, Career: Nick Emery – 253
Coach Rose, Career: Jackson Emery – 121

STEALS PER GAME*

Rk	Name, Years	G	Stl	Avg
1	Terrrell Lyday, 1999-01	28	56	2.0
2	Jackson Emery, 2005-06, 08-11	63	121	1.9
3	Matt Carlino, 2011-13	50	90	1.8
4	Mike Hall, 2003-05	28	50	1.79
5	Rafael Araujo, 2002-04	28	49	1.75

*Minimum 20 Games Played

Active, Career: Nick Emery – 1.5

Coach Rose, Career: Jackson Emery – 1.9

ASSIST-TO-TURNOVER RATIO*

Rk	Name, Years	A	TO	A:TO
1	Marty Perry, 1982-85	174	49	3.55:1
2	Scott Moon, 1989-91	51	17	3.00:1
3	Nathan Call, 1986-88, 90-92	261	95	2.75:1
4	Gifford Nielsen, 1973-75	51	19	2.68:1
5	Ben Murdoch, 2006-08	79	30	2.63:1

*Minimum 20 Games Played and 2.0 APG

Active, Career: Nick Emery – 1.43:1

Coach Rose, Career: Ben Murdoch – 2.63:1

TURNOVERS

Rk	Name, Years	G	TO	Avg
1	Danny Ainge, 1977-81	55	177	3.2
2	Michael Smith, 1983-84, 86-89	62	169	2.7
	Kyle Collinsworth, 2010-11, 13-16	68	169	2.5
4	Fred Roberts, 1978-82	58	167	2.9
5	Devin Durrant, 1978-80, 82-84	58	161	2.8

Active, Career: Nick Emery – 53

Coach Rose, Career: Kyle Collinsworth – 169

PERSONAL FOULS

Rk	Name, Years	G	PF	Avg
1	Russell Larson, 1991-95	70	231	3.3
2	Mark Durrant, 1989-90, 92-95	70	219	3.1
3	Eric Nielsen, 1996-97, 99-02	58	208	3.6
4	Randy Reid, 1992-96	72	194	2.7
5	Nate Austin, 2011-16	68	193	2.8

Active, Career: Nick Emery – 109
Coach Rose, Career: Nate Austin – 193

TIMES DISQUALIFIED

Rk	Name, Years	DQ
1	Eric Nielsen, 1996-97, 99-02	20
2	Mark Durrant, 1989-90, 92-95	15
3	Russell Larson, 1991-95	13
4	Nate Austin, 2011-2016	10
5	Jared Miller, 1990-93	9

GAMES PLAYED

Rk	Name, Years	GP
1	Randy Reid, 1992-96	72
2	Mark Durrant, 1989-90, 92-95	70
	Russell Larson, 1991-95	70
	Kenneth Roberts, 1990-91, 93-96	70
5	Tyler Haws, 2009-10, 12-15	68
	Kyle Collinsworth, 2010-11, 13-16	68
	Nate Austin, 2011-16	68

GAMES STARTED

Rk	Name, Years	GS
1	Randy Reid, 1992-96	70
2	Kenneth Roberts, 1990-91, 93-96	69
3	Tyler Haws, 2009-10, 12-15	68
4	Kyle Collinsworth, 2010-11, 13-16	63
5	Lee Cummond, 2005-09	60

MINUTES PLAYED

Rk	Name, Years	G	Min	Avg
1	Kenneth Roberts, 1990-91, 93-96	70	2,241	32.0
2	Tyler Haws, 2009-10, 12-15	68	2,181	32.1
3	Randy Reid, 1992-96	72	2,126	29.5
4	Kyle Collinsworth, 2010-11, 13-16	68	2,093	30.8
5	Devin Durrant, 1978-80, 82-84	58	2,047	35.3

DOUBLE-DOUBLES

Rk	Name, Years	#
1	Kresimir Cosic, 1970-73	23
2	Kyle Collinsworth, 2010-11, 13-16	19
3	Brett Applegate, 1982-84	18
4	Bruce Burton, 1960-63	17
	Alan Taylor, 1976-80	17
	Steve Trumbo, 1978-82	17

DOUBLE-FIGURE SCORING GAMES

Rk	Name, Years	#
1	Tyler Haws, 2009-10, 12-15	61
2	Danny Ainge, 1977-81	55
3	Michael Smith, 1983-84, 86-89	51
4	Devin Durrant, 1978-80, 82-84	49
	Russell Larson, 1991-95	49
	Kenneth Roberts, 1990-91, 93-96	49
	Kyle Collinsworth, 2010-11, 13-16	49

30-POINT GAMES

Rk	Name, Years	#
1	Devin Durrant, 1978-80, 82-84	12
2	Jimmer Fredette, 2007-11	11
3	Michael Smith, 1983-84, 86-89	10
4	Danny Ainge, 1977-81	7
5	Tyler Haws, 2009-10, 12-15	5

~ Mountain West Conference Record

Western Athletic Conference Record

CONFERENCE INDIVIDUAL SEASON RECORDS

POINTS SCORED

Rk	Name, Year	G	Pts	Avg
1	Jimmer Fredette, 2010-11	16	502	31.4
2	Devin Durrant, 1983-84	16	480	30.0
3	Michael Smith, 1988-89	16	441	27.6
4	Tyler Haws, 2013-14	18	423	23.5
5	Danny Ainge, 1980-81	16	391	24.4

Active, Season: Nick Emery – 292 (2015-16)

Coach Rose, Season: Jimmer Fredette – 502 (2010-11)

SCORING AVERAGE

Rk	Name, Year	G	Pts	Avg
1	Jimmer Fredette, 2010-11	16	502	31.4
2	Devin Durrant, 1983-84	16	480	30.0
3	Michael Smith, 1988-89	16	441	27.6
4	Danny Ainge, 1980-81	16	391	24.4
5	John Fairchild, 1964-65	10	241	24.1

Active, Season: Nick Emery – 16.2 (2015-16)

Coach Rose, Season: Jimmer Fredette – 31.4 (2010-11)

FIELD GOALS MADE

Rk	Name, Years	FG
1	Devin Durrant, 1983-84	#170
2	Michael Smith, 1988-89	164
3	Danny Ainge, 1980-81	157
4	Jimmer Fredette, 2010-11	150
5	Tyler Haws, 2013-14	143

Active, Season: Nick Emery – 103 (2015-16)

Coach Rose, Season: Jimmer Fredette – 150 (2010-11)

FIELD GOAL ATTEMPTS

Rk	Name, Years	FGA
1	Jimmer Fredette, 2010-11	342
2	Michael Smith, 1988-89	310
3	Danny Ainge, 1980-81	308
4	Tyler Haws, 2013-14	298
5	Devin Durrant, 1983-84	297

Active, Season: Nick Emery – 239 (2015-16)

Coach Rose, Season: Jimmer Fredette – 342 (2010-11)

FIELD GOAL PERCENTAGE*

Rk	Name, Year	FG	FGA	Pct
1	Tom Gnetting, 1986-87	55	83	66.3
2	Eric Nielsen, 2000-01	35	53	66.04
3	Mark Durrant, 1992-93	31	47	66.00
4	Alan Taylor, 1978-79	67	104	64.4
5	Bob Skousen, 1961-62	74	116	63.8

*Minimum 30 FG Made

Active, Season: Yoeli Childs – 523 (68-130) (2016-17)

Coach Rose, Season: Lee Cummond – 573 (47-82) (2006-07)

3-POINT FIELD GOALS

Rk	Name, Years	3FG
1	Jimmer Fredette, 2010-11	57
2	Chase Fischer, 2015-16	53
3	Nick Emery, 2015-16	49
4	Chase Fischer, 2014-15	48
5	Jackson Emery, 2010-11	47

Active, Season: Nick Emery – 49 (2015-16)

Coach Rose, Season: Jimmer Fredette – 57 (2010-11)

3-POINT FIELD GOAL ATTEMPTS

Rk	Name, Years	3FGA
1	Chase Fischer, 2015-16	139
2	Jimmer Fredette, 2010-11	133
3	Nick Emery, 2015-16	126
4	Jackson Emery, 2010-11	119
5	Chase Fischer, 2014-15	115

Active, Season: Nick Emery – 126 (2015-16)

Coach Rose, Season: Chase Fischer – 139 (2015-16)

3-POINT FIELD GOAL PERCENTAGE*

Rk	Name, Year	3FG	3FGA	Pct
1	Craig Cusick, 2012-13	16	24	66.7
2	Nathan Call, 1991-92	20	38	52.6
3	Austin Ainge, 2006-07	32	61	52.5
4	Skyler Halford, 2014-15	36	69	52.2
5	Mark Heslop, 1991-92	31	62	50.0

*Minimum 15 3FG Made

Active, Season: TJ Haws – 419 (44-105) (2016-17)

Coach Rose, Season: Craig Cusick – 667 (16-24) (2012-13)

3-POINT FIELD GOAL PERCENTAGE*

Rk	Name, Year	3FG	3FGA	Pct
1	Austin Ainge, 2006-07	32	61	52.5
2	Skyler Halford, 2014-15	36	69	52.2
3	Mark Heslop, 1991-92	31	62	50.0
4	Jimmer Fredette, 2009-10	39	79	49.4
5	Brook Reicher, 2005-06	33	69	47.8

*Minimum 30 3FG Made

Active, Season: TJ Haws – 419 (44-105) (2016-17)

Coach Rose, Season: Austin Ainge – 525 (32-61) (2006-07)

3-POINT FIELD GOALS PER GAME

Rk	Name, Year	G	3FG	3FG/G
1	Jimmer Fredette, 2010-11	16	57	3.6
2	Chase Fischer, 2015-16	18	53	2.944
3	Jackson Emery, 2010-11	16	47	2.938
4	Chase Fischer, 2014-15	18	48	2.8
5	Nick Emery, 2015-16	18	49	2.7

Active, Season: Nick Emery – 2.7 (2015-16)

Coach Rose, Season: Jimmer Fredette – 3.6 (2010-11)

FREE THROWS MADE

Rk	Name, Years	FT
1	Jimmer Fredette, 2010-11	145
2	Devin Durrant, 1983-84	#140
3	Kenneth Roberts, 1995-96	128
4	Devin Durrant, 1982-83	121
5	Tyler Haws, 2013-14	114
	Eric Mika, 2016-17	114

Active, Season: TJ Haws – 57 (2016-17)

Coach Rose, Season: Jimmer Fredette – 145 (2010-11)

FREE THROW ATTEMPTS

Rk	Name, Years	FTA
1	Devin Durrant, 1983-84	#178
2	Jimmer Fredette, 2010-11	161
3	Devin Durrant, 1982-83	160
4	Timo Saarelainen, 1984-85	158
	Kenneth Roberts, 1995-96	158

Active, Season: TJ Haws – 73 (2016-17)

Coach Rose, Season: Jimmer Fredette – 161 (2010-11)



CONFERENCE INDIVIDUAL SEASON RECORDS

FREE THROW PERCENTAGE*

Rk	Name, Year	FT	FTA	Pct
1	Chris Nikchevich, 1983-84	30	32	.938
2	Mark Bigelow, 2002-03	42	45	~.933
3	Tyler Haws, 2009-10	51	55	.927
4	Jackson Emery, 2010-11	25	27	.926
5	Mekell Wesley, 1997-98	77	85	.906

*Minimum 25 FT Made

Active, Season: Nick Emery - .804 (2015-16)
Coach Rose, Season: Tyler Haws - .927 (2009-10)

REBOUNDS

Rk	Name, Year	G	Reb	Avg
1	Kresimir Cosic, 1970-71	14	188	13.4
2	Steve Trumbo, 1981-82	15	188	12.5
3	Brett Applegate, 1983-84	16	181	11.3
4	Kresimir Cosic, 1971-72	14	178	12.7
5	Russell Larson, 1993-94	18	178	9.9

Active, Season: Yoeli Childs - 140 (2016-17)

Coach Rose, Season: Kyle Collinsworth - 158 (2014-15)

REBOUNDS PER GAME*

Rk	Name, Year	G	Reb	Avg
1	Kresimir Cosic, 1970-71	14	188	13.4
2	Kresimir Cosic, 1971-72	14	178	12.7
3	Steve Trumbo, 1981-82	15	188	12.5
4	John Fairchild, 1964-65	10	122	12.2
5	Jim Eakins, 1967-68	10	121	12.1

*Minimum 10 Games Played

Active, Season: Yoeli Childs - 8.2 (2016-17)

Coach Rose, Season: Kyle Collinsworth - 9.3 (2014-15)

OFFENSIVE REBOUNDS

Rk	Name, Year	G	OReb	Avg
1	Russell Larson, 1993-94	18	52	2.9
2	Kyle Collinsworth, 2013-14	18	51	2.8
3	Eric Mika, 2016-17	18	51	2.8
4	Nate Austin, 2013-14	18	50	2.8
5	Trent Plaisted, 2005-06	16	49	3.1

Active, Season: Yoeli Childs - 37 (2016-17)

Coach Rose, Season: Kyle Collinsworth - 51 (2013-14)

OFFENSIVE REBOUNDS PER GAME*

Rk	Name, Year	G	OReb	Avg
1	Justin Weidaur, 1996-97	10	36	3.6
2	Ron Sellaize, 1997-98	14	45	3.2
3	Trent Plaisted, 2005-06	16	49	3.1
4	Jim Usvetich, 1987-88	15	45	3.0
5	Russell Larson, 1993-94	18	52	2.9

*Minimum 10 Games Played

Active, Season: Yoeli Childs - 2.2 (2016-17)

Coach Rose, Season: Trent Plaisted - 3.1 (2005-06)

ASSISTS

Rk	Name, Year	G	Ast	Avg
1	Kyle Collinsworth, 2015-16	18	136	7.6
2	Nathan Call, 1991-92	16	105	6.6
3	Kyle Collinsworth, 2014-15	17	104	6.1
4	Matt Montague, 2001-02	14	102	7.3
5	Robbie Reid, 1994-95	18	94	5.2

Active, Season: TJ Haws - 58 (2016-17)

Coach Rose, Season: Kyle Collinsworth - 136 (2015-16)

ASSISTS PER GAME*

Rk	Name, Year	G	Ast	Avg
1	Kyle Collinsworth, 2015-16	18	136	7.6
2	Matt Montague, 2001-02	14	102	7.3
3	Nathan Call, 1991-92	16	105	6.6
4	Kyle Collinsworth, 2014-15	17	104	6.1
5	Brian Taylor, 1986-87	16	84	5.3

*Minimum 10 Games Played

Active, Season: TJ Haws - 3.2 (2016-17)

Coach Rose, Season: Kyle Collinsworth - 7.6 (2015-16)

BLOCKS

Rk	Name, Year	G	Blk	Avg
1	Shawn Bradley, 1990-91	16	72	4.5
2	Greg Kite, 1982-83	16	50	3.1
3	Russell Larson, 1994-95	18	33	1.8
4	Kyle Davis, 2015-16	18	32	1.8
5	Greg Kite, 1980-81	16	31	1.9

Active, Season: Yoeli Childs - 23 (2016-17)

Coach Rose, Season: Kyle Davis - 32 (2015-16)

BLOCKS PER GAME*

Rk	Name, Year	G	Blk	Avg
1	Shawn Bradley, 1990-91	16	72	4.5
2	Greg Kite, 1982-83	16	50	3.1
3	Greg Kite, 1980-81	16	31	1.94
4	Alan Taylor, 1979-80	14	27	1.93
5	Russell Larson, 1994-95	18	33	1.83

*Minimum 20 Games Played

Active, Season: Yoeli Childs - 1.4 (2016-17)

Coach Rose, Season: Kyle Davis - 1.8 (2015-16)

STEALS

Rk	Name, Year	G	Stl	Avg
1	Jackson Emery, 2009-10	16	~46	2.9
2	Jackson Emery, 2010-11	16	43	2.7
3	Matt Carlino, 2012-13	16	37	2.3
4	Kyle Collinsworth, 2013-14	18	37	2.1
5	Kyle Collinsworth, 2015-16	18	36	2.0

Active, Season: Nick Emery - 28 (2016-17)

Coach Rose, Season: Jackson Emery - 46 (2009-10)

STEALS PER GAME*

Rk	Name, Year	G	Stl	Avg
1	Jackson Emery, 2009-10	16	46	2.9
2	Jackson Emery, 2010-11	16	43	2.7
3	Terrell Lyday, 1999-00	14	35	2.5
4	Matt Carlino, 2012-13	16	37	2.3
5	Marty Haws, 1989-90	16	34	2.13

*Minimum 10 Games Played

Active, Season: Nick Emery - 1.6 (2016-17)

Coach Rose, Season: Jackson Emery - 2.9 (2009-10)

ASSIST-TO-TURNOVER RATIO*

Rk	Name, Year	A	TO	A:TO
1	Marty Perry, 1983-84	49	12	4.08:1
2	Nathan Call, 1991-92	105	30	3.50:1
3	Jackson Emery, 2008-09	49	14	3.50:1
4	Marty Perry, 1984-85	82	24	3.42:1
5	Greg Ballif, 1980-81	40	12	3.33:1

*Minimum 10 Games Played and 2.0 APG

Active, Season: Nick Emery - 2.0:1 (2015-16)

Coach Rose, Season: Jackson Emery - 3.5:1 (2008-09)

TURNOVERS

Rk	Name, Years	TO
1	Fred Roberts, 1981-82	66
	Michael Smith, 1988-89	66
3	Jimmer Fredette, 2010-11	64
4	Ron Sellaize, 1997-98	63
5	Matt Montague, 1996-97	60

Active, Season: TJ Haws - 48 (2016-17)

Coach Rose, Season: Jimmer Fredette - 64 (2010-11)

PERSONAL FOULS

Rk	Name, Years	PF
1	Corbin Kaufusi, 2014-15	69
2	Russell Larson, 1994-95	67
3	Jared Miller, 1991-92	66
4	Jared Miller, 1992-93	64
	Eric Nielsen, 1996-97	64

Active, Season: Nick Emery - 60 (2016-17)

Coach Rose, Season: Corbin Kaufusi - 69 (2014-15)

TIME DISQUALIFIED

Rk	Name, Years	DQ
1	Eric Nielsen, 1996-97	8
2	Mark Durrant, 1993-94	5
	Eric Nielsen, 1999-00	5
	Eric Nielsen, 2000-01	5
	Rafael Araujo, 2002-03	5
	Trent Plaisted, 2005-06	5

MINUTES PLAYED

Rk	Name, Years	Min
1	Robbie Reid, 1994-95	664
2	Devin Durrant, 1983-84	650
3	Kenneth Roberts, 1995-96	643
4	Chase Fischer, 2015-16	633
5	Bryon Ruffner, 1995-96	628

DOUBLE-FIGURE SCORING GAMES

Rk	Name, Years	#
1	Russell Larson, 1993-94	18
	Tyler Haws, 2013-14	18
	Tyler Haws, 2014-15	18
	Eric Mika, 2016-17	18
5	Kenneth Roberts, 1995-96	17
	Chase Fischer, 2015-16	17

DOUBLE-DOUBLES

Rk	Name, Years	#
1	Bryon Ruffner, 1995-96	16
2	Brett Applegate, 1983-84	11
	Russell Larson, 1993-94	11
	Eric Mika, 2016-17	11
5	Kresimir Cosic, 1971-72	10
	Steve Trumbo, 1981-82	10

^ Mountain West Conference Record

Western Athletic Conference Record



Russell Larson



Kresimir Cosic

CONFERENCE INDIVIDUAL GAME RECORDS

POINTS SCORED

Rk	Name vs. Opponent, Date	Pts
1	Tyler Haws (Jr.) at Portland, 01/23/2014	48
2	Jimmy Fredette (Sr.) at Utah, 01/11/2011	47
3	Dave Eastis (Jr.) vs. New Mexico, 02/05/1960	44
4	Jimmy Fredette (Sr.) vs. San Diego State, 01/26/2011	43
5	Jimmy Fredette (Sr.) at Colorado State, 01/22/2011	42

FIELD GOALS MADE

Rk	Name vs. Opponent, Date	FG
1	Dave Eastis (Jr.) vs. New Mexico, 02/05/1960	21
2	Tyler Haws (Jr.) at Portland, 01/23/2014	17
3	Kresimir Cosic (Sr.) at Colorado State, 02/10/1973	16
	Jay Cheesman (Jr.) vs. Arizona State, 02/13/1976	16
	Danny Ainge (Sr.) vs. San Diego State, 01/08/1981	16
	Timo Saarelainen (Sr.) vs. San Diego State, 01/31/1985	16
	Timo Saarelainen (Sr.) at New Mexico, 02/07/1985	16
	Steve Schreiner (Sr.) vs. Hawaii, 02/09/1991	16
	Jimmy Fredette (Sr.) at Utah, 01/11/2011	~ 16

FIELD GOALS ATTEMPTED

Rk	Name vs. Opponent, Date	FGA
1	Dave Eastis (Jr.) vs. New Mexico, 02/05/1960	34
2	Tyler Haws (Jr.) at Portland, 01/23/2014	34
3	Danny Ainge (Sr.) vs. San Diego State, 01/08/1981	33
4	John Fairchild (Jr.) vs. Wyoming, 01/11/1964	30
5	Timo Saarelainen (Sr.) vs. San Diego State, 01/31/1985	29

MOST FIELD GOALS MADE, NO MISSES

Rk	Name vs. Opponent, Date	FG
1	Kresimir Cosic (Sr.) vs. Arizona, 02/26/1971	12
2	Trent Plaisted (Jr.) at Colorado State, 02/13/2008	9
3	Brock Zylstra (Sr.) vs. San Francisco, 01/07/2012	8
4	Robbie Reid (So.) vs. Fresno State, 02/23/1995	7

FIELD GOAL PERCENTAGE

Rk	Name, Year	FG	FGAPct
1	Kresimir Cosic (Sr.) vs. Arizona, 02/26/1971	12	12 100.0
2	Scott Ruma (So.) vs. Wyoming, 02/11/1978	11	12 91.7
3	Devin Durrant (Jr.) at UTEP, 02/26/1983	9	10 90.0
	Richie Webb (Sr.) at Hawaii, 02/08/1986	9	10 90.0
	Steve Schreiner (Sr.) vs. San Diego State, 02/01/1990	9	10 90.0
	Mark Durrant (Sr.) vs. UTEP, 01/26/1995	9	10 90.0
	Justin Weidauer (Sr.) at New Mexico, 02/26/1998	9	10 90.0
	Rafael Araujo (Sr.) vs. Air Force, 02/23/2004	9	10 90.0
	Jared Jensen (Sr.) at New Mexico, 02/19/2005	9	10 90.0

*Minimum 10 Field Goal Attempts

3-POINT FIELD GOALS MADE

Rk	Name vs. Opponent, Date	3FG
1	Nick Emery (Fr.) at San Francisco, 02/11/2016	10
2	Mike Rose (Sr.) vs. UNLV, 02/03/2007	8
	Matt Carino (Jr.) vs. Portland, 02/22/2014	8
4	Jimmy Fredette (Sr.) at UNLV, 01/05/2011	7
	Elijah Bryant (So.) at Portland, 02/23/2017	7

3-POINT FIELD GOALS ATTEMPTED

Rk	Name vs. Opponent, Date	3FGA
1	Danny Bower (Jr.) at UNLV, 01/22/1998	13
	Jimmy Fredette (Sr.) at UNLV, 01/05/2011	13
	Matt Carino (Jr.) vs. Portland, 02/22/2014	13
4	Chase Fischer (Sr.) at Saint Mary's, 01/17/2016	12
	Nick Emery (Fr.) at San Francisco, 02/11/2016	12
	TJ Haws (Fr.) at San Diego, 01/14/2017	12
	Elijah Bryant (So.) at Portland, 02/23/2017	12

3-POINT GOALS MADE, NO MISSES

Rk	Name vs. Opponent, Date	3FG
1	Nathan Call (Jr.) vs. Utah, 03/02/1991	6
	Brock Zylstra (Sr.) vs. San Francisco, 01/07/2012	6
3	Danny Bower (Jr.) vs. Wyoming, 01/15/1998	5
	Jonathan Tavernier (Jr.) vs. Colorado State, 02/11/2009	5
5	Andy Tootson (Sr.) vs. UTEP, 01/11/1990	4
	Nathan Call (Jr.) at Utah, 03/07/1992	4
	Robbie Reid (So.) vs. Fresno State, 02/23/1995	4
	Mike Hall (Sr.) at San Diego State, 02/07/2005	4
	Austin Ainge (Jr.) vs. San Diego State, 02/22/2006	4

3-POINT FIELD GOAL PERCENTAGE*

Rk	Name, Year	3FG	3FGA	Pct
1	Nathan Call (Jr.) vs. Utah, 03/02/1991	6	6	1.000
	Danny Bower (Jr.) vs. Wyoming, 01/15/1998	5	5	1.000
	Jonathan Tavernier (Jr.) vs. Colorado State, 02/11/2009	5	5	1.000
	Brock Zylstra (Sr.) vs. San Francisco, 01/07/2012	6	6	1.000
5	Jonathan Tavernier (Jr.) vs. TCU, 01/10/2007	6	7	.857

*Minimum 5 3-Point Field Goal Attempts

FREE THROWS MADE

Rk	Name vs. Opponent, Date	FT
1	Mekeli Wesley (Fr.) at UTEP, 02/28/1998	16
	Jimmy Fredette (Sr.) at Colorado State, 01/22/2011	16
	Jimmy Fredette (Sr.) vs. UNLV, 02/05/2011	16
4	Doug Howard (Jr.) vs. Utah, 02/09/1969	15
	Devin Durrant (Jr.) vs. Hawaii, 01/15/1983	15
	Russell Larson (Jr.) vs. San Diego State, 02/10/1994	15
	Brandon Davies (Jr.) at Pepperdine, 01/21/2012	15

FREE THROWS ATTEMPTED

Rk	Name vs. Opponent, Date	FTA
1	Gary Dahlman (So.) at Arizona State, 01/11/1963	20
2	Timo Saarelainen (Sr.) vs. Hawaii, 02/02/1985	19
3	Kenneth Roberts (Sr.) vs. Air Force, 01/08/1996	18
	Mekeli Wesley (Fr.) at UTEP, 02/28/1998	18
	Brandon Davies (Jr.) at Pepperdine, 01/21/2012	18

FREE THROWS MADE, NO MISSES

Rk	Name vs. Opponent, Date	FT
1	Jimmy Fredette (Sr.) vs. UNLV, 02/05/2011	~ 16
2	Tyler Haws (So.) at Loyola Marymount, 03/02/2013	14
	Chase Fischer (Sr.) vs. Pacific, 02/06/2016	14
4	Doug Howard (Sr.) vs. Arizona, 02/14/1970	13
	Verne Thompson (Sr.) at Wyoming, 02/10/1977	13
	Marty Haws (Sr.) vs. Hawaii, 02/03/1990	13
	Russell Larson (Jr.) vs. Fresno State, 01/13/1994	13

REBOUNDS

Rk	Name vs. Opponent, Date	Reb
1	Bruce Burton (Jr.) vs. Denver, 02/02/1962	25
2	Mark Handy (So.) at Wyoming, 03/07/1975	23
	Alan Taylor (Sr.) vs. San Diego State, 03/01/1980	23
	Steve Trumbo (Sr.) vs. Air Force, 01/21/1982	23
5	John Fairchild (Jr.) vs. Arizona, 02/29/1964	22
	Kresimir Cosic (Sr.) vs. Arizona State, 02/27/1971	22
	Brandon Davies (Jr.) vs. San Diego, 12/31/2011	22

OFFENSIVE REBOUNDS

Rk	Name vs. Opponent, Date	OReb
1	Steve Schreiner (Sr.) vs. New Mexico, 01/12/1991	9
	Kenneth Roberts (Sr.) vs. Fresno State, 01/13/1994	9
	Ron Sellaeze (Jr.) at Colorado State, 02/12/1988	9
4	Mark Handy (So.) at Utah, 01/18/1975	8
	Fred Roberts (Fr.) at UTEP, 02/10/1979	8
	Gary Trost (Jr.) at Air Force, 02/13/1992	8
	Trent Plaisted (Sr.) vs. TCU, 01/25/2006	8
	Josh Sharp (So.) vs. Loyola Marymount, 01/03/2013	8
	Nate Austin (Jr.) vs. San Francisco, 02/08/2014	8

DEFENSIVE REBOUNDS

Rk	Name vs. Opponent, Date	DReb
1	Brandon Davies (Jr.) vs. San Diego, 12/31/2011	16
2	Jeff Chatman (Sr.) vs. UTEP, 03/05/1988	14
	Russell Larson (Jr.) at Air Force, 02/17/1994	14
	Eric Mika (So.) at San Diego, 01/14/2017	14
5	Russell Larson (Jr.) at San Diego State, 01/20/1994	13
	Yaeli Childs (Fr.) at San Francisco, 02/11/2017	13

ASSISTS

Rk	Name vs. Opponent, Date	Ast
1	Kyle Collinsworth (Sr.) vs. Portland, 02/25/2016	16
2	Matt Montague (Sr.) vs. Wyoming, 02/02/2002	~ 15
	Kyle Collinsworth (Sr.) at Loyola Marymount, 01/21/2016	15
4	Nathan Call (Sr.) vs. New Mexico, 01/30/1992	13

MINUTES PLAYED

Rk	Name vs. Opponent, Date	Min
1	Brett Applegate (Jr.) vs. Utah, 03/05/1983	55
	Devin Durrant (Jr.) vs. Utah, 03/05/1983	55
	Marty Perry (Sr.) vs. Utah, 03/02/1985	55
4	Timo Saarelainen (Sr.) at UTEP, 02/09/1985	52
	Alan Pollard (Jr.) vs. Utah, 03/02/1985	52
	Nate Austin (Jr.) at Portland, 01/23/2014	52

BLOCKS

Rk	Name vs. Opponent, Date	Bk
1	Alan Taylor (Sr.) at New Mexico, 01/03/1980	9
	Shawn Bradley (Fr.) at Wyoming, 01/19/1991	9
3	Greg Kite (Sr.) vs. New Mexico, 01/29/1983	8
4	Greg Kite (Sr.) vs. Colorado State, 02/17/1983	7
	Shawn Bradley (Fr.) at Colorado State, 01/17/1991	7

STEALS

Rk	Name vs. Opponent, Date	Stl
1	Brandon Davies (Jr.) at Portland, 02/04/2012	8
2	Matt Carino (Jr.) at Portland, 01/23/2014	7
	Brent Stephenson (Jr.) at Hawaii, 02/08/1986	6
	Terrell Lyday (Jr.) at UNLV, 01/10/2000	6
	Jackson Emery (So.) vs. Air Force, 03/07/2009	6
	Jackson Emery (Jr.) vs. Utah, 01/30/2010	6
	Jackson Emery (Sr.) vs. Utah, 02/12/2011	6
	Brandon Davies (Jr.) at Gonzaga, 02/23/2012	6

POINTS-TO-FIELD ATTEMPTS GOAL RATIO (MINIMUM 20 POINTS)

Rk	Name vs. Opponent, Date	Pts	FG	Ratio
1	Alan Taylor (Jr.) vs. New Mexico, 01/13/1979	20	6	3.33:1
2	Kenneth Roberts (Sr.) at UTEP, 01/27/1996	22	7	3.14:1
3	Fred Roberts (Jr.) vs. Utah, 03/07/1981	21	7	3.00:1
	Tom Gnetting (Jr.) vs. Colorado State, 02/27/1986	24	8	3.00:1
	Gary Trost (Jr.) at Hawaii, 02/08/1992	21	7	3.00:1
	Russell Larson (Jr.) vs. San Diego State, 02/10/1994	30	10	3.00:1

POINTS-TO-FIELD GOAL ATTEMPTS GOAL RATIO (MINIMUM 30 POINTS)

Rk	Name vs. Opponent, Date	Pts	FG	Ratio
1	Russell Larson (Jr.) vs. San Diego State, 02/10/1994	30	10	3.00:1
2	Nick Emery (Fr.) at San Francisco, 02/11/2016	37	15	2.47:1
3	Russell Larson (Jr.) vs. Air Force, 02/25/1995	34	14	2.43:1
4	Kenneth Roberts (Jr.) at Utah, 03/04/1995	34	15	2.27:1

FEWEST FIELD GOAL ATTEMPTS (MINIMUM 40 POINTS)

Rk	Name vs. Opponent, Date	Pts	FG	Ratio
1	Jimmy Fredette (Sr.) vs. San Diego State, 01/26/2011	43	24	1.79:1
2	Jimmy Fredette (Sr.) at Colorado State, 01/22/2011	42	24	1.75:1
3	John Fairchild (Jr.) vs. Arizona, 02/26/1965	40	23	1.74:1
4	Jimmy Fredette (Sr.) at Utah, 01/11/2011	47	28	1.68:1
5	Timo Saarelainen (Sr.) at New Mexico, 02/07/1985	41	26	1.58:1

HIGHEST POINTS AVAILABLE PERCENTAGE (MINIMUM 20 POINTS)

Rk	Name vs. Opponent, Date	Pts	PA	PAP
1	Kresimir Cosic (Sr.) vs. Arizona, 02/26/1971	28	28	1.000
	Brock Zylstra (Jr.) vs. San Francisco, 01/07/2012	22	22	1.000
3	Alan Taylor (Jr.) vs. New Mexico, 01/13/1979	20	21	.952
4	Scott Ruma (So.) vs. Wyoming, 02/11/1978	22	24	.917

HIGHEST POINTS AVAILABLE PERCENTAGE (MINIMUM 30 POINTS)

Rk	Name vs. Opponent, Date	Pts	PA	PAP
1	Devin Durrant (Jr.) at Colorado State, 02/21/1980	31	37	.838
	Nick Emery (Fr.) at San Francisco, 02/11/2016	37	45	.822
3	Kenneth Roberts (Jr.) at Utah, 03/04/1995	34	42	.810
4	Danny Ainge (Sr.) at Colorado State, 02/28/1981	31	39	.795

HIGHEST POINTS AVAILABLE PERCENTAGE (MINIMUM 40 POINTS)

Rk	Name vs. Opponent, Date	Pts	PA	PAP
1	John Fairchild (Jr.) vs. Arizona, 02/26/1965	40	58	.690
2	Jimmy Fredette (Sr.) vs. San Diego State, 01/26/2011	43	67	.642
3	Timo Saarelainen (Sr.) at New Mexico, 02/07/1985	41	64	.641
4	Jimmy Fredette (Sr.) at Utah, 01/11/2011	47	74	.635

~ Mountain West Conference Record

CONFERENCE TOURNAMENT INDIVIDUAL CAREER RECORDS

POINTS SCORED

Rk	Name, Years	G	Pts	Avg
1	Jimmer Fredette, 2007-11	10	245	24.5
2	Tyler Haws, 2009-10, 12-15	8	161	20.1
3	Kyle Collinsworth, 2010-11, 13-16	11	157	14.3
4	Mekeli Wesley, 1997-01	9	144	16.0
5	Terrell Lyday, 1999-01	6	125	20.8

SCORING AVERAGE*

Rk	Name, Years	G	Pts	Avg
1	Jimmer Fredette, 2007-11	10	245	24.5
2	Terrell Lyday, 1999-01	6	125	20.8
3	Michael Smith, 1983-84, 86-89	6	122	20.3
4	Tyler Haws, 2009-10, 12-15	8	161	20.1
5	Mekeli Wesley, 1997-01	9	144	16.0

*Minimum 5 Games Played

FIELD GOALS MADE

Rk	Name, Years	FG
1	Jimmer Fredette, 2007-11	74
2	Kyle Collinsworth, 2010-11, 13-16	59
3	Tyler Haws, 2009-10, 12-15	51
4	Mekeli Wesley, 1997-01	50
5	Michael Smith, 1983-84, 86-89	45

FIELD GOAL ATTEMPTS

Rk	Name, Years	FGA
1	Jimmer Fredette, 2007-11	167
2	Tyler Haws, 2009-10, 12-15	116
3	Kyle Collinsworth, 2010-11, 13-16	116
4	Mekeli Wesley, 1997-01	111
5	Michael Smith, 1982-84, 86-89	102

FIELD GOAL PERCENTAGE*

Rk	Name, Years	FG	FGA	Pct
1	Corbin Kaufusi, 2014-16	10	15	.667
2	Steve Schreiner, 1988-91	20	32	.625
3	Scott Sinek, 1981-85	10	16	.625
4	Jared Miller, 1990-93	26	42	.619
5	Jim Usevitch, 1982-84, 86-88	17	28	.607

*Minimum 10 FG Made

3-POINT FIELD GOALS MADE

Rk	Name, Years	3FG
1	Jimmer Fredette, 2007-11	27
2	Jonathan Tavernani, 2006-10	16
3	Mark Heslop, 1988-92	13
4	Chase Fischer, 2014-16	13
5	Terrell Lyday, 1999-01	12
	Jackson Emery, 2005-06, 08-11	12
	Nick Emery, 2015-17	12

3-POINT FIELD GOAL ATTEMPTS

Rk	Name, Years	3FGA
1	Jimmer Fredette, 2007-11	74
2	Jonathan Tavernani, 2006-10	43
3	Jackson Emery, 2005-06, 08-11	38
4	Chase Fischer, 2014-16	38
5	Mark Bigelow, 1998-99, 01-04	35

3-POINT FIELD GOAL PERCENTAGE

Rk	Name, Years	3FG	3FGA	Pct
1	Mike Ross, 2003-07	11	19	.579
2	Zac Seljaas, 2015-16	5	9	.556
3	Nathan Cooper, 1995-96, 98-01	8	15	.533
4	Trent Whiting, 2000-01	8	15	.533
5	Terrell Lyday, 1999-01	12	23	.522

*Minimum 5 3FG Made

FREE THROWS MADE

Rk	Name, Years	FT
1	Jimmer Fredette, 2007-11	70
2	Tyler Haws, 2009-10, 12-15	54
3	Russell Larson, 1991-95	39
4	Kyle Collinsworth, 2010-11, 13-16	38
5	Terrell Lyday, 1999-01	35

FREE-THROW ATTEMPTS

Rk	Name, Years	FTA
1	Jimmer Fredette, 2007-11	77
2	Kyle Collinsworth, 2010-11, 13-16	58
3	Tyler Haws, 2009-10, 12-15	57
4	Russell Larson, 1991-95	51
5	Trent Plaisted, 2004-08	47

FREE-THROW PERCENTAGE*

Rk	Name, Years	FT	FTA	Pct
1	Tyler Haws, 2009-10, 12-15	54	57	.947
2	Mark Heslop, 1988-92	13	14	.929
3	Jimmer Fredette, 2007-11	70	77	.909
	Lee Cummond, 2005-09	30	33	.909
5	Mark Bigelow, 1998-99, 01-04	30	34	.882

*Minimum 10 FT Made

REBOUNDS

Rk	Name, Years	G	Reb	Avg
1	Kyle Collinsworth, 2010-11, 13-16	11	108	9.8
2	Lee Cummond, 2005-09	9	55	6.1
3	Gary Trost, 1987-88, 90-93	8	54	6.8
4	Mekeli Wesley, 1997-01	9	49	5.4
5	Jared Miller, 1990-93	7	48	6.9

REBOUNDS PER GAME*

Rk	Name, Years	G	Reb	Avg
1	Shawn Bradley, 1990-91	3	34	11.33
2	Rafael Araujo, 2002-04	4	45	11.25
3	Kyle Collinsworth, 2010-11, 13-16	11	108	9.8
4	Eric Mika, 2013-14, 16-17	5	39	7.8
5	Tom Gnetting, 1984-87	4	31	7.75

*Minimum 5 Games Played or 30 Rebounds

ASSISTS

Rk	Name, Years	G	Ast	Avg
1	Nathan Call, 1986-88, 90-92	10	48	4.8
2	Kyle Collinsworth, 2010-11, 13-16	11	41	3.7
3	Lee Cummond, 2005-09	9	33	3.7
4	Jimmer Fredette, 2007-11	10	30	3.0
5	Austin Inge, 2003-07	5	27	5.4

ASSISTS PER GAME*

Rk	Name, Years	G	Ast	Avg
1	Austin Inge, 2003-07	5	27	5.4
2	Nathan Call, 1986-88, 90-92	10	48	4.8
3	Michael Vranes, 1996-97, 98-00	5	23	4.6
4	Kyle Collinsworth, 2010-11, 13-16	11	41	3.73
5	Lee Cummond, 2005-09	9	33	3.67

*Minimum 5 Games Played

BLOCKS

Rk	Name, Years	G	Blk	Avg
1	Noah Hartsock, 2008-12	9	17	1.9
2	Shawn Bradley, 1990-91	3	10	3.3
	Russell Larson, 1991-95	9	10	1.1
	Lee Cummond, 2005-09	9	10	1.1
5	Trent Plaisted, 2004-08	7	9	1.3

BLOCKS PER GAME*

Rk	Name, Years	G	Blk	Avg
1	Shawn Bradley, 1990-91	3	10	3.3
2	Noah Hartsock, 2008-12	9	17	1.9
3	Trent Plaisted, 2004-08	7	9	1.3
4	Jared Miller, 1990-93	7	8	1.14
5	Russell Larson, 1991-95	9	10	1.11
	Lee Cummond, 2005-09	9	10	1.11

*Minimum 5 Games Played or 9 Career Blocks

STEALS

Rk	Name, Years	G	Stl	Avg
1	Jackson Emery, 2005-06, 08-11	8	15	1.9
2	Kyle Collinsworth, 2010-11, 13-16	11	14	1.3
3	Nathan Call, 1986-88, 90-92	10	13	1.3
4	Anson Winder, 2011-15	6	11	1.8
5	Mekeli Wesley, 1997-01	9	9	1.0

STEALS PER GAME*

Rk	Name, Years	G	Stl	Avg
1	Jackson Emery, 2005-06, 08-11	8	15	1.9
2	Anson Winder, 2011-15	7	11	1.6
3	Nathan Call, 1986-88, 90-92	10	13	1.30
4	Kyle Collinsworth, 2010-11, 13-16	11	14	1.27
5	Marty Haws, 1986-90	6	7	1.2

*Minimum 5 Games Played

TURNOVERS

Rk	Name, Years	G	TO	Avg
1	Kyle Collinsworth, 2010-11, 13-16	11	31	2.8
2	Jimmer Fredette, 2007-11	10	29	2.9
3	Matt Carlino, 2011-14	6	23	3.8
4	Trent Plaisted, 2004-08	7	19	2.7
	Tyler Haws, 2009-10, 12-15	8	19	2.4

PERSONAL FOULS

Rk	Name, Years	G	PF	Avg
1	Nate Austin, 2011-16	8	32	4.0
2	Charles Abou, 2008-12	9	29	3.2
3	Russell Larson, 1991-95	9	27	3.0
	Mekeli Wesley, 1997-01	9	27	3.0
	Jackson Emery, 2005-06, 08-11	8	27	3.4

DOUBLE-DOUBLES

Rk	Name, Years	#
1	Kyle Collinsworth, 2010-11, 2013-16	4
2	Jared Miller, 1990-93	3
	Rafael Araujo, 2002-04	3
4	Shawn Bradley, 1990-91	2
	Kenneth Roberts, 1990-91, 93-96	2

DOUBLE-FIGURE SCORING GAMES

Rk	Name, Years	#
1	Kyle Collinsworth, 2010-11, 2013-16	9
2	Mekeli Wesley, 1997-01	8
	Jimmer Fredette, 2007-11	8
4	Lee Cummond, 2005-09	7
	Tyler Haws, 2009-10, 12-15	7



Noah Hartsock

Jackson Emery

CONFERENCE TOURNAMENT INDIVIDUAL GAME RECORDS

POINTS SCORED

Rk	Name vs. Opponent, Date	Pts
1	Jimmer Fredette vs. New Mexico, 03/11/2011	52
2	Jimmer Fredette vs. TCU, 03/11/2010	45
3	Keena Young at UNLV, 03/10/2007	34
4	Michael Smith vs. Hawaii, 03/10/1989	33
5	Terrell Lyday vs. Wyoming, 03/09/2001	32
6	Kenneth Roberts vs. Hawaii, 03/12/1994	30
	Mekeli Wesley vs. New Mexico, 03/10/2001	30
	Jimmer Fredette at UNLV, 03/12/2010	30
	Jimmer Fredette vs. San Diego State, 03/12/2011	30
	Tyler Haws vs. Santa Clara, 03/07/2015	30

FIELD GOALS MADE

Rk	Name vs. Opponent, Date	FG
1	Jimmer Fredette vs. New Mexico, 03/11/2011	22
2	Keena Young at UNLV, 03/10/2007	13
3	Michael Smith vs. Hawaii, 03/10/1989	12
	Russell Larson vs. Utah, 03/10/1994	12
	Kenneth Roberts vs. Hawaii, 03/12/1994	12

FIELD GOALS ATTEMPTED

Rk	Name vs. Opponent, Date	FGA
1	Jimmer Fredette vs. New Mexico, 03/11/2011	37
2	Michael Smith at New Mexico, 03/06/1987	25
	Jimmer Fredette vs. San Diego State, 03/12/2011	25
4	Michael Smith vs. Hawaii, 03/10/1989	23
	Jimmer Fredette vs. TCU, 03/11/2010	23

FIELD GOAL PERCENTAGE*

Rk	Name, Year	FG	FGA	Pct
1	Mekeli Wesley vs. New Mexico, 03/10/2001	11	12	.917
2	Russell Larson vs. Utah, 03/10/1994	12	14	.857
	Kenneth Roberts vs. Hawaii, 03/12/1994	12	14	.857
4	Trent Plaisted vs. Wyoming, 03/09/2007	10	13	.769
5	Trent Plaisted vs. TCU, 03/08/2007	9	12	.750

*Minimum 10 Field Goal Attempts

3-POINT FIELD GOALS MADE

Rk	Name vs. Opponent, Date	3FG
1	Jimmer Fredette vs. New Mexico, 03/11/2011	7
2	Chase Fischer vs. Portland, 03/09/2015	6
3	Michael Vranes vs. TCU, 03/02/1999	5
	Terrell Lyday vs. Air Force, 03/08/2001	5
	Nick Emery vs. Gonzaga, 03/07/2016	5

3-POINT FIELD GOALS ATTEMPTED

Rk	Name vs. Opponent, Date	3FGA
1	Jimmer Fredette vs. New Mexico, 03/11/2011	14
2	Chase Fischer vs. Portland, 03/09/2015	12
3	Jimmer Fredette at UNLV, 03/12/2010	11
	Jimmer Fredette vs. TCU, 03/10/2011	11
	Nick Emery vs. Gonzaga, 03/07/2016	11
	Chase Fischer vs. Gonzaga, 03/07/2016	11

3-POINT FIELD GOAL PERCENTAGE*

Rk	Name, Year	3FG	3FGA	Pct
1	Mekeli Wesley vs. Wyoming, 03/09/2001	4	5	.800
	Jackson Emery vs. TCU, 03/11/2010	4	5	.800
3	Michael Vranes vs. TCU, 03/02/1999	5	7	.714
	Terrell Lyday vs. Air Force, 03/08/2001	5	7	.714
5	Mark Heslop vs. Utah, 03/13/1992	4	6	.667

*Minimum 5 3-Point Field Goal Attempts

FREE THROWS MADE

Rk	Name vs. Opponent, Date	FT
1	Jimmer Fredette vs. TCU, 03/11/2010	23
2	Tyler Haws vs. San Francisco, 03/10/2014	14
3	Terrell Lyday vs. Wyoming, 03/09/2001	13
4	Jimmer Fredette at UNLV, 03/12/2010	12
5	Tyler Haws vs. Gonzaga, 03/11/2014	11
	Tyler Haws vs. Santa Clara, 03/07/2015	11

FREE THROWS ATTEMPTED

Rk	Name vs. Opponent, Date	FTA
1	Jimmer Fredette vs. TCU, 03/11/2010	24
2	Trent Plaisted vs. Wyoming, 03/09/2007	16
3	Terrell Lyday vs. Wyoming, 03/09/2001	14
	Tyler Haws vs. San Francisco, 03/10/2014	14
5	Jimmer Fredette at UNLV, 03/12/2010	12
	Tyler Haws vs. Santa Clara, 03/07/2015	12

FREE THROWS MADE, NO MISSES

Rk	Name vs. Opponent, Date	FT
1	Tyler Haws vs. San Francisco, 03/10/2014	14
2	Jimmer Fredette at UNLV, 03/12/2010	12
3	Tyler Haws vs. Gonzaga, 03/11/2014	11
4	Michael Smith vs. Hawaii, 03/10/1989	9
	Gary Trost vs. Hawaii, 03/08/1991	9
6	Lee Cummond vs. Air Force, 03/12/2009	8
	Anson Winder vs. Loyola Marymount, 03/08/2014	8
8	Jimmer Fredette vs. Air Force, 03/12/2009	7
	Nick Emery vs. Loyola Marymount, 03/14/2017	7

FREE THROW PERCENTAGE*

Rk	Name, Year	FG	FGA	Pct
1	Jimmer Fredette at UNLV, 03/12/2010	12	12	1.000
	Tyler Haws vs. San Francisco, 03/10/2014	14	14	1.000
	Tyler Haws vs. Gonzaga, 03/11/2014	11	11	1.000
4	Jimmer Fredette vs. TCU, 03/11/2010	23	24	.958
5	Terrell Lyday vs. Wyoming, 03/09/2001	13	14	.929
6	Tyler Haws vs. Santa Clara, 03/07/2015	11	12	.917
7	Michael Smith vs. Air Force, 03/05/1987	9	10	.900
	Kenneth Roberts vs. Fresno State, 03/11/1994	9	10	.900

*Minimum 10 Free Throw Attempts

REBOUNDS

Rk	Name vs. Opponent, Date	Reb
1	Kyle Collinsworth vs. Loyola Marymount, 03/08/2014	16
2	Rafael Araujo vs. Wyoming, 03/11/2004	14
	Kyle Collinsworth vs. Portland, 03/09/2015	14
4	Michael Smith at New Mexico, 03/06/1987	13
	Jim Usevitch vs. Hawaii, 03/10/1988	13
	Shawn Bradley vs. Colorado State, 03/07/1991	13
	Shawn Bradley vs. Utah, 03/09/1991	13
	Jared Miller vs. New Mexico, 03/12/1993	13
	Rafael Araujo vs. New Mexico, 03/13/2003	13
	Lee Cummond at UNLV, 03/10/2007	13

OFFENSIVE REBOUNDS

Rk	Name vs. Opponent, Date	OReb
1	Jared Miller vs. New Mexico, 03/12/1993	9
2	Lee Cummond at UNLV, 03/10/2007	8
3	Jim Usevitch vs. Hawaii, 03/10/1988	7
	Kenneth Roberts vs. Colorado State, 03/09/1995	7

ASSISTS

Rk	Name vs. Opponent, Date	Ast
1	Kyle Collinsworth vs. Portland, 03/09/2015	11
2	Austin Ange at UNLV, 03/10/2007	10
3	Kevin Santiago vs. Hawaii, 03/10/1989	9
4	Marty Haws vs. Air Force, 03/05/1987	8
	Nathan Call vs. Hawaii, 03/08/1991	8
	Michael Vranes vs. TCU, 03/02/1999	8
	Brandon Davies vs. San Diego, 03/08/2013	8

MINUTES PLAYED


Rk	Name vs. Opponent, Date	Min
1	Marty Haws vs. Utah, 03/08/1990	45
2	Andy Toolson vs. Utah, 03/08/1990	43
	Scott Moon vs. Hawaii, 03/08/1991	43
	Nathan Call vs. Utah, 03/09/1991	43
5	Nathan Call vs. Hawaii, 03/08/1991	42
	Travis Hansen vs. Colorado State, 03/14/2003	42
	Kyle Collinsworth vs. San Francisco, 03/10/2014	42

BLOCKS

Rk	Name vs. Opponent, Date	Blk
1	Shawn Bradley vs. Colorado State, 03/07/1991	5
	Shawn Bradley vs. Utah, 03/09/1991	5
3	Tom Gneiting vs. New Mexico, 03/06/1986	4

STEALS

Rk	Name vs. Opponent, Date	Stl
1	Anson Winder vs. Loyola Marymount, 03/08/2014	6
2	Jackson Emery vs. New Mexico, 03/11/2010	5
3	Gary Trost vs. Hawaii, 03/11/1993	4
	Brock Zylstra vs. San Diego, 03/02/2012	4



Mekeli Wesley



Terrell Lyday



Jimmer Fredette

NCAA TOURNAMENT INDIVIDUAL CAREER RECORDS

POINTS SCORED

Rk	Name, Years	G	Pts	Avg
1	Jimmer Fredette, 08, 09, 10, 11	7	184	26.3
2	Danny Ainge, 79, 80, 81	6	107	17.8
3	Noah Hartsock, 09, 10, 11, 12	8	96	12.0
4	Kresimir Cosic, 71, 72	4	89	22.3
5	Michael Smith, 84, 87, 88	5	87	17.4

SCORING AVERAGE

Rk	Name, Years	G	Pts	Avg
1	Jimmer Fredette, 08, 09, 10, 11	7	184	26.3
2	Kresimir Cosic, 71, 72	4	89	22.3
3	Jeff Chatman, 87, 88	3	101	20.3
4	Tyler Haws, 10, 14, 15	4	76	19.0
5	Bernie Fryer, 71, 72	4	75	18.8

*Minimum 5 Games Played or 75 Points

FIELD GOALS MADE

Rk	Name, Years	FG
1	Jimmer Fredette, 08, 09, 10, 11	59
2	Danny Ainge, 79, 80, 81	39
3	Noah Hartsock, 09, 10, 11, 12	38
4	Mel Hutchins, 50, 51	35
5	Michael Smith, 84, 87, 88	34

FIELD GOAL ATTEMPTS

Rk	Name, Years	FGA
1	Jimmer Fredette, 08, 09, 10, 11	140
2	Danny Ainge, 79, 80, 81	86
3	Roland Minson, 50, 51	85
4	Mel Hutchins, 50, 51	84
5	Michael Smith, 84, 87, 88	69

FIELD GOAL PERCENTAGE*

Rk	Name, Years	FG	FGA	Pct
1	Steve Kramer, 65	13	18	.722
2	Jim Usevitch, 84, 87, 88	22	32	.688
3	Kenneth Roberts, 91, 95	12	19	.632
4	Jeff Chatman, 87, 88	25	40	.625
5	Steve Schreiner, 88, 90, 91	12	20	.600

*Minimum 10 FG Made

3-POINT FIELD GOALS MADE

Rk	Name, Years	3FG
1	Jimmer Fredette, 08, 09, 10, 11	19
2	Nick Sanderson, 92, 93	13
3	Jackson Emery, 09, 10, 11	13
4	Jonathan Tavernari, 07, 08, 09, 10	9
5	Noah Hartsock, 09, 10, 11, 12	9

3-POINT FIELD GOAL ATTEMPTS

Rk	Name, Years	3FGA
1	Jimmer Fredette, 08, 09, 10, 11	60
2	Jackson Emery, 09, 10, 11	34
3	Nick Sanderson, 92, 93	31
4	Jonathan Tavernari, 07, 08, 09, 10	25
5	Mark Bigelow, 03, 04	17

3-POINT FIELD GOAL PERCENTAGE

Rk	Name, Years	3FG	3FGA	Pct
1	Noah Hartsock, 09, 10, 11, 12	9	14	.643
2	Mike Rose, 04, 07	5	8	.625
3	Nathan Call, 87, 88, 91, 92	7	12	.583
4	Chase Fischer, 15	6	12	.500
5	Tyler Haws, 10, 14, 15	6	13	.462

*Minimum 5 3FG Made

FREE THROWS MADE

Rk	Name, Years	FT
1	Jimmer Fredette, 08, 09, 10, 11	47
2	Danny Ainge, 79, 80, 81	29
3	Kresimir Cosic, 71, 72	23
4	Bernie Fryer, 71, 72	23
5	Gary Trost, 88, 91, 92, 93	23

FREE THROW ATTEMPTS

Rk	Name, Years	FTA
1	Jimmer Fredette, 08, 09, 10, 11	55
2	Danny Ainge, 79, 80, 81	33
3	Bernie Fryer, 71, 72	31
4	Gary Trost, 88, 91, 92, 93	29
5	Roland Minson, 50, 51	26
6	Kresimir Cosic, 71, 72	26
7	Jim Usevitch, 84, 87, 88	26

FREE THROW PERCENTAGE*

Rk	Name, Years	FT	FTA	Pct
1	Tyler Haws, 10, 14, 15	16	17	.941
2	Noah Hartsock, 09, 10, 11, 12	11	12	.917
3	Mike Gardner, 65	10	11	.909
4	Charles Abouo, 09, 10, 11, 12	10	11	.909
5	Kresimir Cosic, 71, 72	23	26	.885

*Minimum 10 FT Made

REBOUNDS

Rk	Name, Years	G	Reb	Avg
1	Kresimir Cosic, 71, 72	4	60	15.0
2	Michael Smith, 84, 87, 88	5	45	9.0
3	Fred Roberts, 79, 80, 81	6	43	7.2
4	Steve Trumbo, 79, 80, 81	6	43	7.2
5	Gary Trost, 88, 91, 92, 93	6	41	6.8

REBOUNDS PER GAME*

Rk	Name, Years	G	Reb	Avg
1	John Fairchild, 65	2	34	17.0
2	Kresimir Cosic, 71, 72	4	60	15.0
3	Kyle Collinsworth, 11, 15	4	40	10.0
4	Michael Smith, 84, 87, 88	5	45	9.0
5	Brandon Davies, 10, 11, 12	4	34	8.5

*Minimum 5 Games Played or 30 Rebounds

ASSISTS

Rk	Name, Years	G	Ast	Avg
1	Jimmer Fredette, 08, 09, 10, 11	7	30	4.3
2	Nathan Call, 87, 88, 91, 92	6	26	4.3
3	Danny Ainge, 79, 80, 81	6	22	3.7
4	Gary Trost, 88, 91, 92, 93	6	18	3.0
5	Fred Roberts, 79, 80, 81	6	17	2.8
6	Randy Reid, 93, 95	3	17	5.7

ASSISTS PER GAME*

Rk	Name, Years	G	Ast	Avg
1	Randy Reid, 93, 95	3	17	5.7
2	Nathan Call, 87, 88, 91, 92	6	26	4.3
3	Jimmer Fredette, 08, 09, 10, 11	7	30	4.29
4	Bernie Fryer, 71, 72	4	16	4.0
5	Kyle Collinsworth, 11, 15	4	16	4.0

*Minimum 5 Games Played or 15 Assists

BLOCKS

Rk	Name, Years	G	Blk	Avg
1	Shawn Bradley, 91	2	12	6.0
2	Noah Hartsock, 09, 10, 11, 12	8	7	0.9
3	Danny Ainge, 79, 80, 81	5	5	1.0
4	Jim Usevitch, 84, 87, 88	5	5	1.0
5	Brandon Davies, 10, 11, 12	4	5	1.3

BLOCKS PER GAME*

Rk	Name, Years	G	Blk	Avg
1	Shawn Bradley, 91	2	12	6.0
2	Brandon Davies, 10, 11, 12	4	5	1.3
3	Danny Ainge, 79, 80, 81	5	5	1.0
4	Jim Usevitch, 84, 87, 88	5	5	1.0
5	Noah Hartsock, 09, 10, 11, 12	8	7	0.9

*Minimum 5 Games Played or 5 Career Blocks

STEALS

Rk	Name, Years	G	Stl	Avg
1	Danny Ainge, 79, 80, 81	6	12	2.0
2	Jonathan Tavernari, 07, 08, 09, 10	5	9	1.8
3	Jimmer Fredette, 08, 09, 10, 11	7	9	1.3
4	Jackson Emery, 09, 10, 11	6	9	1.5
5	Noah Hartsock, 09, 10, 11, 12	8	9	1.1


STEALS PER GAME*

Rk	Name, Years	G	Stl	Avg
1	Danny Ainge, 79, 80, 81	6	12	2.0
2	Kyle Collinsworth, 11, 15	4	8	2.0
3	Jonathan Tavernari, 07, 08, 09, 10	5	9	1.8
4	Jackson Emery, 09, 10, 11	6	9	1.5
5	Nathan Call, 87, 88, 91, 92	6	8	1.3

*Minimum 5 Games Played or 8 Career Steals



Charles Abouo



Michael Smith



John Fairchild

NCAA TOURNAMENT GAME RECORDS

POINTS SCORED

Rk	Name vs. Opponent, Date	Pts
1	Danny Ainge vs. UCLA, 03/14/1981	37
	Jimmer Fredette vs. Florida, 03/18/2010	37
3	Jimmer Fredette vs. Gonzaga, 03/19/2011	34
4	Tyler Haws vs. Ole Miss, 03/17/2015	33
5	Jimmer Fredette vs. Wofford, 03/17/2011	32
	Jimmer Fredette vs. Florida, 03/24/2011	32

FIELD GOALS MADE

Rk	Name vs. Opponent, Date	FG
1	Danny Ainge vs. UCLA, 03/14/1981	14
2	Jimmer Fredette vs. Florida, 03/18/2010	13
	Tyler Haws vs. Ole Miss, 03/17/2015	13
4	Joe Nelson vs. UCLA, 03/25/1950	12
5	Devin Durrant vs. Kentucky, 03/17/1984	11
	Jeff Chatman vs. New Orleans, 03/12/1987	11
	Michael Smith vs. Charlotte, 03/17/1988	11
	Jimmer Fredette vs. Gonzaga, 03/19/2011	11
	Jimmer Fredette vs. Florida, 03/24/2011	11

FIELD GOALS ATTEMPTED

Rk	Name vs. Opponent, Date	FGA
1	Jimmer Fredette vs. Florida, 03/24/2011	29
2	Jimmer Fredette vs. Florida, 03/18/2010	26
3	Michael Smith vs. New Orleans, 03/12/1987	25
	Jimmer Fredette vs. Wofford, 03/17/2011	25
	Joe Nelson vs. UCLA, 03/25/1950	25

FIELD GOAL PERCENTAGE*

Rk	Name, Year	FG	FGAPct
1	Doug Richards vs. Long Beach State, 03/11/1972	9	10 .900
2	Alan Taylor vs. Clemson, 03/08/1980	10	12 .833
3	Russell Larson vs. SMU, 03/18/1993	9	11 .818
4	Steve Kramer vs. Oklahoma City, 03/14/1965	8	11 .727
5	Noah Hartsock vs. Iona, 03/13/2012	10	14 .714

*Minimum 10 Field Goal Attempts

3-POINT FIELD GOALS MADE

Rk	Name vs. Opponent, Date	3FG
1	Jimmer Fredette vs. Gonzaga, 03/19/2011	7
2	Nick Sanderson vs. Kansas, 03/20/1993	6
	Chase Fischer vs. Ole Miss, 03/17/2015	6
4	Nick Sanderson vs. Louisiana State, 03/19/1992	5
	Mike Rose vs. Xavier, 03/15/2007	5
	Tyler Haws vs. Ole Miss, 03/17/2015	5

3-POINT FIELD GOALS ATTEMPTED

Rk	Name vs. Opponent, Date	3FGA
1	Nick Sanderson vs. Kansas, 03/20/1993	15
	Jimmer Fredette vs. Florida, 03/24/2011	15
3	Nick Sanderson vs. Louisiana State, 03/19/1992	13
4	Jimmer Fredette vs. Gonzaga, 03/19/2011	12
	Chase Fischer vs. Ole Miss, 03/17/2015	12

3-POINT FIELD GOAL PERCENTAGE*

Rk	Name, Year	3FG	3FGA	Pct
1	Mike Rose vs. Xavier, 03/15/2007	5	6	.833
2	Andy Toolson vs. Louisville, 03/19/1988	3	5	.600
	Mark Heslop vs. Louisiana State, 03/19/1992	3	5	.600
	Michael Loyd Jr. vs. Florida, 03/18/2010	3	5	.600
	Craig Cusick vs. Marquette, 03/15/2012	3	5	.600

*Minimum 5 3-Point Field Goal Attempts

FREE THROWS MADE

Rk	Name vs. Opponent, Date	FT
1	Bernie Fryer at Utah State, 03/13/1971	13
2	Eric Mika vs. Oregon, 03/20/2014	11
3	John Benson vs. Idaho State, 03/16/1957	10
	Kresimir Cosic at Utah State, 03/13/1971	10
	Jimmer Fredette vs. Kansas State, 03/20/2010	10
	Jimmer Fredette vs. Wofford, 03/17/2011	10

FREE THROWS ATTEMPTED

Rk	Name vs. Opponent, Date	FTA
1	Eric Mika vs. Oregon, 03/20/2014	16
2	Bernie Fryer at Utah State, 03/13/1971	15
3	Harry Anderson vs. Idaho State, 03/16/1957	13
4	John Benson vs. Idaho State, 03/16/1957	12
	John Fairchild vs. Oklahoma City, 03/14/1965	12
	Kresimir Cosic at Utah State, 03/13/1971	12
	Jimmer Fredette vs. Wofford, 03/17/2011	12

FREE THROW PERCENTAGE*

Rk	Name, Year	FT	FTA	Pct
1	Jimmer Fredette vs. Kansas State, 03/20/2010	10	11	.909
2	Danny Ainge vs. UCLA, 03/14/1981	9	10	.900
	Jim Usevitch vs. Louisville, 03/19/1988	9	10	.900
	Michael Loyd Jr. vs. Florida, 03/18/2010	9	10	.900

*Minimum 10 Free Throw Attempts

REBOUNDS

Rk	Name vs. Opponent, Date	Reb
1	Kresimir Cosic vs. UCLA, 03/18/1971	23
2	John Fairchild vs. Oklahoma City, 03/14/1965	21
3	Michael Smith vs. New Orleans, 03/12/1987	15
	Kyle Collinsworth vs. Florida, 03/24/2011	15
	Brandon Davies vs. Iona, 03/13/2012	15

OFFENSIVE REBOUNDS

Rk	Name vs. Opponent, Date	OReb
1	Michael Smith vs. New Orleans, 03/12/1987	7
2	Greg Kite vs. UCLA, 03/14/1981	5
	Mark Heslop vs. Louisiana State, 03/19/1992	5
	Jake Shoff vs. Syracuse, 03/18/2004	5

ASSISTS

Rk	Name vs. Opponent, Date	Ast
1	Kyle Collinsworth vs. Ole Miss, 03/17/2015	10
2	Luiz Lemes vs. Syracuse, 03/18/2004	9
3	Randy Reid vs. SMU, 03/18/1993	8
	Gary Trost vs. Kansas, 03/20/1993	8
	Craig Cusick vs. Iona, 03/13/2012	8

MINUTES PLAYED


Rk	Name vs. Opponent, Date	Min
1	Jimmer Fredette vs. Florida, 03/18/2010	46
2	Jimmer Fredette vs. Florida, 03/24/2011	44
3	Michael Smith vs. Charlotte, 03/17/1988	42
	Noah Hartsock vs. Florida, 03/24/2011	42

BLOCKS


Rk	Name vs. Opponent, Date	Bk
1	Shawn Bradley vs. Virginia, 03/14/1991	10
2	Greg Kite vs. UCLA, 03/14/1981	4
3	Devin Durrant at UAB, 03/15/1984	3

STEALS

Rk	Name vs. Opponent, Date	Stl
1	Scott Sinek at UAB, 03/15/1984	5
	Robbie Reid vs. Tulane, 03/16/1995	5
3	Nathan Call vs. Louisiana State, 03/19/1992	4
	Jimmer Fredette vs. Texas A&M, 03/20/2009	4
	Michael Loyd Jr. vs. Florida, 03/18/2010	4
	Kyle Collinsworth vs. Wofford, 03/17/2011	4



Kresimir Cosic



Danny Ainge



Shawn Bradley

NIT INDIVIDUAL CAREER RECORDS

POINTS SCORED

Rk	Name, Years	G	Pts	Avg
1	Tyler Haws, 2013	4	111	27.8
2	Nick Emery, 2016, 2017	5	91	18.2
3	Chase Fischer, 2016	4	82	20.5
4	Roland Minson, 1951	3	80	26.7
5	Brandon Davies, 2013	4	73	18.3

SCORING AVERAGE*

Rk	Name, Years	G	Pts	Avg
1	Tyler Haws, 2013	4	111	27.8
2	Roland Minson, 1951	3	80	26.7
3	Chase Fischer, 2016	4	82	20.5
4	Steve Kramer, 1966	3	61	20.3
5	Dick Nemeika, 1966	3	57	19.0

*Minimum 3 Games Played

FIELD GOALS MADE

Rk	Name, Years	FG
1	Tyler Haws, 2013	43
2	Roland Minson, 1951	35
3	Chase Fischer, 2016	30
4	Nick Emery, 2016, 2017	28
5	Brandon Davies, 2013	25

FIELD GOAL ATTEMPTS

Rk	Name, Years	FGA
1	Tyler Haws, 2013	78
2	Chase Fischer, 2016	72
3	Nick Emery, 2016, 2017	69
4	Joe Richey, 1951, 53	58
	Matt Carlino, 2013	58

FIELD GOAL PERCENTAGE*

Rk	Name, Years	FG	FGA	Pct
1	Russell Larson, 1994	15	21	.714
2	Craig Raymond, 1966	14	20	.700
3	Nate Austin, 2013, 16	12	19	.632
4	Mekeli Wesley, 2000	17	27	.630
5	Richie Webb, 1986	19	32	.594

*Minimum 10 FG Made

3-POINT FIELD GOALS MADE

Rk	Name, Years	3FG
1	Matt Carlino, 2013	18
2	Chase Fischer, 2016	14
	Nick Emery, 2016, 2017	14
4	Zac Seljaas, 2016	10
5	Terrell Lyday, 2000	9
	Brock Zylstra, 2013	9

3-POINT FIELD GOAL ATTEMPTS

Rk	Name, Years	3FGA
1	Matt Carlino, 2013	43
2	Chase Fischer, 2016	36
3	Nick Emery, 2016	34
4	Terrell Lyday, 2000	23
	Brock Zylstra, 2013	23

3-POINT FIELD GOAL PERCENTAGE

Rk	Name, Years	3FG	3FGA	Pct
1	Daniel Bobik, 2002	5	7	.714
2	Zac Seljaas, 2016	10	18	.556
3	Mark Bigelow, 2002	6	11	.545
4	Matt Carlino, 2013	18	43	.419
5	Michael Vranes, 2000	7	17	.412
	Nick Emery, 2016, 2017	14	34	.412

*Minimum 5 3FG Made

FREE THROWS MADE

Rk	Name, Years	FT
1	Brandon Davies, 2013	22
2	Tyler Haws, 2013	21
	Nick Emery, 2016, 2017	21
4	Kyle Collinworth, 2016	19
5	Steve Kramer, 1966	17

FREE THROW ATTEMPTS

Rk	Name, Years	FTA
1	Brandon Davies, 2013	30
	Kyle Collinworth, 2016	30
3	Nick Emery, 2016, 2017	23
4	Tyler Haws, 2013	22
5	Dick Nemeika, 1966	20

FREE THROW PERCENTAGE*

Rk	Name, Years	FT	FTA	Pct
1	Fred Roberts, 1982	12	12	1.000
2	Tyler Haws, 2013	21	22	.955
3	Steve Kramer, 1966	17	18	.944
4	Richie Webb, 1986	14	15	.933
5	Nick Emery, 2016	21	23	.913

*Minimum 10 FT Made

REBOUNDS

Rk	Name, Years	G	Reb	Avg
1	Steve Kramer, 1966	3	42	14.0
2	Nate Austin, 2013	8	40	5.0
3	Brandon Davies, 2013	4	37	9.3
4	Tom Gnetting, 1986	3	36	12.0
5	Nick Emery, 2016, 2017	5	28	5.6

REBOUNDS PER GAME*

Rk	Name, Years	G	Reb	Avg
1	Steve Kramer, 1966	3	42	14.0
2	Tom Gnetting, 1986	3	36	12.0
3	Brandon Davies, 2013	4	37	9.3
4	Craig Raymond, 1966	3	26	8.7
5	Gary Hill, 1966	3	25	8.3

*Minimum 3 Games Played

ASSISTS

Rk	Name, Years	G	Ast	Avg
1	Matt Montague, 2000, 02	5	38	7.6
2	Matt Carlino, 2013	4	32	8.0
3	Kyle Collinworth, 2016	4	31	7.8
4	Bob Capener, 1986	4	18	4.5
	Nick Emery, 2016, 2017	5	18	3.6

ASSISTS PER GAME*

Rk	Name, Years	G	Ast	Avg
1	Matt Carlino, 2013	4	32	8.0
2	Kyle Collinworth, 2016	4	31	7.8
3	Matt Montague, 2000, 02	5	38	7.6
4	Richie Webb, 1986	3	16	5.3
5	Bob Capener, 1986	4	18	4.5

*Minimum 10 Assists

BLOCKS

Rk	Name, Years	G	Blk	Avg
1	Nate Austin, 2013, 16	8	9	1.1
2	Corbin Kaufusi, 2016, 2017	5	6	1.2
	Zac Seljaas, 2016	4	6	1.5
4	Greg Kite, 1982	1	4	4.0
	Trent Plaisted, 2006	1	4	4.0

STEALS

Rk	Name, Years	G	Stl	Avg
1	Kyle Collinworth, 2016	4	9	2.3
2	Richie Webb, 1986	3	8	2.7
3	Nick Emery, 2016, 2017	5	7	1.4
	Chase Fischer, 2016	4	7	1.8
	Zac Seljaas, 2016	4	7	1.8

STEALS PER GAME*

Rk	Name, Years	G	Stl	Avg
1	Travis Hansen, 2002	2	6	3.0
2	Richie Webb, 1986	3	8	2.7
3	Kyle Collinworth, 2016	4	9	2.3
4	Michael Vranes, 2000	3	6	2.0
	Mark Bigelow, 2002	2	4	2.0

*Minimum 4 Career Steals



Tyler Haws

Fred Roberts

Brandon Davies

NIT INDIVIDUAL GAME RECORDS

POINTS SCORED

Rk	Name vs. Opponent, Date	Pts
1	Tyler Haws vs. Washington, 03/19/2013	37
2	Eric Mika vs. UT Arlington, 03/15/2017	29
3	Roland Minson vs. Saint Louis, 03/12/1951	28
4	Dick Nemelka vs. Temple, 03/14/1966	27
	Chase Fischer vs. UAB, 03/16/2016	27

FIELD GOALS MADE

Rk	Name vs. Opponent, Date	FG
1	Tyler Haws vs. Washington, 03/19/2013	15
2	Roland Minson vs. Saint Louis, 03/12/1951	13
3	Roland Minson vs. Seton Hall, 03/15/1951	11
	Roland Minson vs. Dayton, 03/17/1951	11
	Tyler Haws at Southern Miss, 03/27/2013	11

FIELD GOALS ATTEMPTED

Rk	Name vs. Opponent, Date	FGA
1	Joe Richey vs. Niagara, 03/09/1953	31
2	Tyler Haws vs. Washington, 03/19/2013	24
3	Tyler Haws at Southern Miss, 03/27/2013	22
4	Steve Kramer vs. NYU, 03/19/1966	20
	Matt Carlino vs. Baylor, 04/02/2013	20
	Chase Fischer vs. UAB, 03/16/2016	20
	Chase Fischer vs. Virginia Tech, 03/18/2016	20

FIELD GOAL PERCENTAGE*

Rk	Name, Year	FG	FGA	Pct
1	Russell Larson vs. Arizona State, 03/17/1994	9	11	.818
2	Craig Raymond vs. NYU, 03/19/1966	10	14	.714
3	Richie Webb vs. SMU, 03/13/1986	7	10	.700
	Mekell Wesley vs. Southern Illinois, 03/20/2000	7	10	.700
5	Gary Hill vs. NYU, 03/19/1966	9	14	.643

*Minimum 10 Field Goal Attempts

3-POINT FIELD GOALS MADE

Rk	Name vs. Opponent, Date	3FG
1	Chase Fischer vs. UAB, 03/16/2016	7
2	Terrell Lyday vs. Bowling Green, 03/15/2000	5
	Matt Carlino vs. Mercer, 03/25/2013	5
	Brock Zylstra at Southern Miss, 03/27/2013	5
	Matt Carlino vs. Baylor, 04/02/2013	5
	Zac Seljaas vs. Creighton, 03/22/2016	5
7	Daniel Bobik at Memphis, 03/20/2002	4
	Matt Carlino vs. Washington, 03/19/2013	4
	Brock Zylstra vs. Mercer, 03/25/2013	4
	Matt Carlino at Southern Miss, 03/27/2013	4
	Chase Fischer vs. Virginia Tech, 03/18/2016	4
	Nick Emery vs. UT Arlington, 03/15/2017	4

3-POINT FIELD GOALS ATTEMPTED

Rk	Name vs. Opponent, Date	3FGA
1	Chase Fischer vs. UAB, 03/16/2016	16
2	Matt Carlino vs. Baylor, 04/02/2013	14
3	Matt Carlino at Southern Miss, 03/27/2013	11
	Terrell Lyday at Notre Dame, 03/22/2000	11
5	Matt Carlino vs. Mercer, 03/25/2013	10
6	Brock Zylstra at Southern Miss, 03/27/2013	9
	Chase Fischer vs. Virginia Tech, 03/18/2016	9
	Nick Emery vs. UT Arlington, 03/15/2017	9

3-POINT FIELD GOAL PERCENTAGE*

Rk	Name, Year	3FG	3FGA	Pct
1	Terrell Lyday vs. Bowling Green, 03/15/2000	5	6	.833
	Zac Seljaas vs. Creighton, 03/22/2016	5	6	.833
3	Michael Vranes vs. Southern Illinois, 03/20/2000	3	5	.600
	Mark Bigelow at Memphis, 03/20/2002	3	5	.600
	TJ Haws, 03/15/2016	3	5	.600
6	Brock Zylstra at Southern Miss, 03/27/2013	5	9	.556
7	Mark Bigelow vs. UC Irvine, 03/14/2002	3	6	.500
	Matt Carlino vs. Washington, 03/19/2013	4	8	.500
	Matt Carlino vs. Mercer, 03/25/2013	5	10	.500
	Brock Zylstra vs. Mercer, 03/25/2013	4	8	.500
	Nick Emery vs. UAB, 03/16/2016	3	6	.500

*Minimum 5 3-Point Field Goal Attempts

FREE THROWS MADE

Rk	Name vs. Opponent, Date	FT
1	Eric Mika, 03/15/2017	13
2	Fred Roberts vs. Washington, 03/10/1982	12
3	Brandon Davies vs. Mercer, 03/25/2013	10
	Kyle Collingsworth vs. Virginia Tech, 03/18/2016	10
5	Steve Kramer vs. Temple, 03/14/1966	8
	Tom Gneiting vs. SMU, 03/13/1986	8

FREE THROWS ATTEMPTED

Rk	Name vs. Opponent, Date	FTA
1	Eric Mika, 03/15/2017	16
2	Kyle Collingsworth vs. Virginia Tech, 03/18/2016	13
3	Fred Roberts vs. Washington, 03/10/1982	12
4	Brandon Davies vs. Mercer, 03/25/2013	11
5	Jeff Chatman vs. SMU, 03/13/1986	10
	Tom Gneiting vs. SMU, 03/13/1986	10
	Trent Plaisted at Houston, 03/15/2006	10

FREE THROW PERCENTAGE*

Rk	Name, Year	FT	FTA	Pct
1	Fred Roberts vs. Washington, 03/10/1982	12	12	1.000
2	Brandon Davies vs. Mercer, 03/25/2013	10	11	.909
3	Eric Mika vs. UT Arlington, 03/15/2017	13	16	.813
4	Tom Gneiting vs. SMU, 03/13/1986	8	10	.800

*Minimum 10 Free Throw Attempts

REBOUNDS

Rk	Name vs. Opponent, Date	Reb
1	Craig Raymond vs. NYU, 03/19/1966	18
2	Steve Kramer vs. NYU, 03/19/1966	16
3	Steve Kramer vs. Army, 03/17/1966	14
4	Tom Gneiting vs. UC Irvine, 03/18/1986	13
	Trent Plaisted at Houston, 03/15/2006	13
	Brandon Davies at Southern Miss, 03/27/2013	13

OFFENSIVE REBOUNDS

Rk	Name vs. Opponent, Date	OReb
1	Nate Austin vs. Baylor, 04/02/2013	7
2	Nate Austin vs. Mercer, 03/25/2013	5
	Brandon Davies vs. Mercer, 03/25/2013	5
4	Brandon Davies at Southern Miss, 03/27/2013	4
	Corbin Kaufusi vs. Valparaiso, 03/29/2016	4
	Steven Beo vs. UT Arlington, 03/15/2017	4

ASSISTS

Rk	Name vs. Opponent, Date	Ast
1	Matt Montague vs. UC Irvine, 03/14/2002	12
	Kyle Collingsworth vs. UAB, 03/16/2016	12
3	Matt Montague vs. Southern Illinois, 03/20/2000	10
	Kyle Collingsworth vs. Virginia Tech, 03/18/2016	10
5	Matt Carlino vs. Washington, 03/19/2013	9
	Matt Carlino vs. Mercer, 03/25/2013	9
	Matt Carlino at Southern Miss, 03/27/2013	9

MINUTES PLAYED


Rk	Name vs. Opponent, Date	Min
1	Steve Trumbo vs. Washington, 03/10/1982	40
	Bob Capener vs. SMU, 03/13/1986	40
	Tom Gneiting vs. SMU, 03/13/1986	40
	Richie Webb vs. SMU, 03/13/1986	40

BLOCKS

Rk	Name vs. Opponent, Date	Blk
1	Greg Kite vs. Washington, 03/10/1982	4
	Trent Plaisted at Houston, 03/15/2006	4
3	Kenneth Roberts vs. Arizona State, 03/17/1994	3
	Nate Austin vs. Washington, 03/19/2013	3
	Nate Austin vs. Virginia Tech, 03/18/2016	3
	Corbin Kaufusi vs. Creighton, 03/22/2016	3
	Zac Seljaas vs. Valparaiso, 03/29/2016	3

STEALS

Rk	Name vs. Opponent, Date	Stl
1	Richie Webb vs. SMU, 03/13/1986	5
2	Kyle Collingsworth vs. Valparaiso, 03/29/2016	5
3	Mark Bigelow at Memphis, 03/20/2002	4
	Nick Emery vs. Valparaiso, 03/29/2016	4
5	Alan Pollard vs. UC Irvine, 03/18/1986	3
	David Nielsen vs. Bowling Green, 03/15/2000	3
	Michael Vranes vs. Southern Illinois, 03/20/2000	3
	Travis Hansen vs. UC Irvine, 03/14/2002	3
	Travis Hansen at Memphis, 03/20/2002	3
	Zac Seljaas vs. UAB, 03/16/2016	3
	Chase Fischer vs. Creighton, 03/22/2016	3



Craig Raymond



Matt Montague



Travis Hansen

ALL-TIME PLAYER CAREER STATISTICS

Name	Yrs	G	Min	FG	FGA	Pct	3FG	FGA	Pct	FT	FTA	Pct	Off	Def	Reb	Avg	PF	A	TO	Blk	Stl	Pts	PPG	
Aeggleglen, Ron	1958-60	23	—	46	109	.422	—	—	—	36	52	.692	—	—	47	2.0	42	—	—	—	—	128	5.6	
Abuo, Charles	2008-12	141	2527	302	697	.433	86	244	.352	222	306	.725	177	392	569	4.0	264	164	151	32	96	912	6.5	
Ahlborn, Jarko	1995-98	41	246	21	58	.362	0	0	.000	12	24	.500	24	40	64	1.6	47	3	24	7	4	54	1.3	
Ainge, Austin	2003-07	101	2185	222	509	.436	113	281	.402	111	148	.750	24	214	238	2.4	139	355	227	4	75	668	6.6	
Ainge, Cooper	2015-16	1	4	0	1	.000	0	1	.000	0	0	.000	0	0	0	0.0	1	0	0	0	0	0	0.0	
Ainge, Danny	1977-81	118	4259	987	1875	.526	—	—	—	493	604	.816	—	—	541	4.6	393	539	379	21	195	2467	20.9	
Ainge, Doug	1973-74	12	—	6	27	.222	—	—	—	2	4	.500	—	—	9	0.8	11	—	—	—	—	14	1.2	
Alleman, Von	1981-83	11	28	2	3	.667	—	—	—	2	2	1.000	—	—	9	0.8	4	0	1	1	4	6	0.5	
Allen, Gary	1972-73	2	—	1	2	.500	—	—	—	0	0	.000	—	—	5	2.5	0	—	—	—	—	2	1.0	
Allen, John	99-00, 02-03	43	286	32	66	.485	12	24	.500	25	31	.806	9	44	53	1.2	54	11	16	1	3	101	2.3	
Alstrom, John	1961-63	30	—	14	59	.237	—	—	—	14	25	.560	—	—	53	1.8	23	—	—	—	—	42	1.4	
Ambrosino, Agustin	2012-13	31	191	20	52	.385	11	34	.324	5	10	.500	10	33	43	1.4	23	8	13	2	3	56	1.8	
Ambrozich, Brian	1971-73	51	—	173	374	.463	—	—	—	76	114	.667	—	—	404	7.9	83	—	—	—	—	422	8.3	
Anderson, Belmont	1971-74	76	—	333	708	.470	—	—	—	199	264	.754	—	—	313	4.1	175	—	—	—	—	865	11.4	
Anderson, Blaine	1953-56	66	—	114	332	.343	—	—	—	114	180	.633	—	—	312	4.7	114	—	—	—	—	342	5.2	
Anderson, David	1996-97	22	154	12	24	.500	0	1	.000	5	10	.500	10	13	23	1.0	18	1	5	9	0	29	1.3	
Anderson, Greg	1976-78	37	353	46	131	.351	—	—	—	45	55	.818	—	—	28	0.8	54	36	16	0	3	137	3.7	
Anderson, Harry	1954-57	53	—	106	364	.291	—	—	—	138	212	.651	—	—	188	3.5	101	—	—	—	—	350	6.6	
Anderson, Jack	1955-57	21	—	15	42	.357	—	—	—	7	17	.412	—	—	27	1.3	23	—	—	—	—	37	1.8	
Anderson, James	2008-11	87	547	57	123	.463	0	0	.000	23	59	.390	47	65	112	1.3	138	14	18	38	13	137	1.6	
Anderson, Steve	1977-80	37	214	42	100	.420	—	—	—	27	34	.794	—	—	55	1.5	32	18	23	0	7	111	3.0	
Andrus, Lou	1962-63	11	—	9	28	.321	—	—	—	5	8	.625	—	—	35	3.2	26	—	—	—	—	23	2.1	
Andrus, Ryan	2014-15	21	157	12	22	.545	3	8	.375	13	18	.722	12	16	28	1.3	24	3	5	2	4	40	1.9	
Andrus, Steve	1988-90	25	108	8	16	.500	0	0	.000	3	13	.231	—	—	30	1.2	21	3	9	2	2	19	0.8	
Applegate, Brett	1982-84	60	1993	313	675	.464	—	—	—	179	255	.702	—	—	566	9.4	143	103	142	23	74	805	13.4	
Araujo, Rafael	2002-04	62	1697	366	646	.567	11	41	.268	192	278	.691	178	411	589	9.5	212	75	181	40	88	935	15.1	
Archibald, Lance	1995-99	64	725	71	225	.316	40	154	.260	44	61	.721	26	43	69	1.1	83	35	52	6	25	226	3.5	
Ashby, Stan	1961-62	7	—	2	6	.333	—	—	—	1	4	.250	—	—	5	0.7	6	—	—	—	—	5	0.7	
Astle, Alan	83-84, 86-89	50	347	27	45	.600	1	4	.250	19	28	.679	—	—	54	1.1	46	21	19	4	9	74	1.5	
Astle, David	1989-93	54	313	21	46	.457	0	1	.000	30	41	.732	15	30	68	1.3	51	14	28	6	3	72	1.3	
Austin, Nate	2011-16	153	2780	205	388	.528	13	48	.271	106	178	.596	289	503	792	5.2	425	100	100	89	77	529	3.5	
Aytes, Jamal	2015-17	50	349	51	93	.548	0	0	.000	25	42	.595	25	43	68	1.4	57	9	28	4	1	127	2.5	
Bailey, Dave	1970-72	34	—	8	36	.222	—	—	—	9	18	.500	—	—	18	0.5	19	—	—	—	—	25	0.7	
Baker, Clyde	1969-71	17	—	7	19	.368	—	—	—	3	4	.750	—	—	12	0.7	8	—	—	—	—	17	1.0	
Balderson, Jimmy	01-02, 04-07	115	2145	286	651	.439	109	294	.371	169	244	.693	84	213	297	2.6	206	131	143	9	85	850	7.4	
Balfanz, Greg	77-78, 79-82	106	1798	256	547	.468	—	—	—	92	123	.748	—	—	128	1.2	172	168	116	12	49	604	5.7	
Barber, Dave	1959-60	12	—	3	17	.176	—	—	—	10	18	.556	—	—	14	1.2	13	—	—	—	—	16	1.3	
Barron, Bruce	1967-69	22	—	12	29	.414	—	—	—	18	23	.783	—	—	23	1.0	9	—	—	—	—	42	1.9	
Bartholomew, John	1980-81	3	5	0	2	.000	—	—	—	0	0	.000	—	—	1	0.3	3	0	0	0	0	0	0.0	
Bartley IV, Frank	2013-15	67	677	68	182	.374	19	60	.317	59	106	.557	31	100	131	2.0	49	64	36	17	28	214	3.2	
Batchelor, Gary	1960-63	74	—	182	431	.422	—	—	—	251	304	.826	—	—	172	2.3	190	—	—	—	—	615	8.3	
Baxter, Kurt	1985-86	2	1	1	1	1.000	—	—	—	0	0	.000	—	—	0	0.0	0	0	0	0	0	2	1.0	
Beem, Ivan	1947-50	79	—	50	—	—	—	—	—	21	32	.656	—	—	—	—	67	—	—	—	—	185	2.3	
Bell, Ron	1959-60	22	—	43	119	.361	—	—	—	29	41	.707	—	—	102	4.6	40	—	—	—	—	115	5.2	
Benson, John	1954-57	78	—	325	836	.389	—	—	—	314	416	.755	—	—	803	10.3	223	—	—	—	—	964	12.4	
Beo, Steven	2016-17	31	356	25	65	.385	9	31	.290	9	21	.429	9	31	40	1.3	36	27	16	0	11	68	2.2	
Berges, Grant	1994-97	69	738	97	245	.396	29	93	.312	28	61	.459	47	66	113	1.6	50	40	55	2	14	251	3.6	
Berning, Mike	1973-74	9	—	2	7	.286	—	—	—	6	6	1.000	—	—	1	0.1	5	—	—	—	—	10	1.1	
Berrett, Frank	1958-60	36	—	32	110	.291	—	—	—	31	54	.574	—	—	97	2.7	48	—	—	—	—	95	2.6	
Berrett, Sherrell	1958-59	10	—	6	18	.333	—	—	—	4	8	.500	—	—	6	0.6	5	—	—	—	—	16	1.6	
Bevell, Roland	1959-61	17	—	12	40	.300	—	—	—	14	25	.560	—	—	7	0.4	21	—	—	—	—	38	2.2	
Bigelow, Mark	98-99, 01-04	120	3842	544	1250	.435	213	559	.381	414	513	.807	103	385	488	4.1	272	260	244	49	116	1715	14.3	
Blumenthal, Bill	1961-64	50	—	65	159	.409	—	—	—	60	99	.606	—	—	157	3.1	88	—	—	—	—	190	3.8	
Bobik, Daniel	2000-02	58	839	92	212	.434	43	119	.361	75	93	.806	13	92	105	1.8	84	60	77	8	40	302	5.2	
Bower, Danny	1997-99	50	880	107	288	.372	77	211	.365	88	113	.779	29	56	85	1.7	86	46	56	0	26	379	7.6	
Bower, Ricky	2002-03	32	562	44	99	.444	29	66	.439	49	56	.875	7	38	45	1.4	46	43	28	3	17	166	5.2	
Bradley, Shawn	1990-91	34	984	187	361	.518	1	1	.000	128	185	.692	79	183	262	7.7	109	41	77	177	23	503	14.8	
Briggs, Paul	1988-90	12	26	5	9	.556	0	3	.000	3	8	.375	—	—	3	0.3	1	5	3	0	1	13	1.1	
Brinley, Eldon	1927-31	—	—	—	—	—	—	—	—	—	—	—	—	—	—	—	—	—	—	—	—	—	1195	—
Broadus, Rashaun	2005-07	43	1110	120	317	.379	48	143	.336	57	91	.626	15	93	108	2.5	82	137	105	1	45	345	8.0	
Brown, Tony	1996-97	9	33	2	12	.167	0	4	.000	5	10	.500	3	6	9	1.0	7	0	3	0	2	9	1.0	
Bryan, Vince	1987-88	6	13	2	3	.667	0	0	.000	2	2	1.000	—	—	4	0.7	3	0	0	0	0	6	1.0	
Bryant, Elijah	2016-17	23	567	83	195	.426	25	90	.278	78	98	.796	15	68	83	3.6	51	51	36	8	21	269	11.7	
Bunker, Jay	1970-73	75	—	143	278	.514	—	—	—	76	127	.598	—	—	244	3.3	149	—	—	—	—	362	4.8	
Burgess, David	2004-06	5	22	1	7	.143	0	0	.000	0	0	.000	2	3	5	1.0	4	0	1	1	1	2	0.4	
Burgess, Joshua	2004-05	5	13	1	3	.333	1	2	.500	0	0	.000	1	1	2	0.4	0	1	0	0	0	3	0.6	
Burgess, Sam	04-05, 06-08	93	1500	153	352	.435	81	196	.413	86	109	.789	46	149	195	2.1	158	111	95	13	50	473	5.1	

ALL-TIME PLAYER CAREER STATISTICS

Name	Yrs	G	Min	FG	FGA	Pct	3FG	FGA	Pct	FT	FTA	Pct	Off	Def	Reb	Avg	PF	A	T	Blk	Stl	Pts	PPG
Hamilton, Brian	1997-98	30	807	59	164	360	35	109	321	49	70	700	9	83	92	3.1	61	68	62	3	41	202	6.7
Handy, Chris	1997-98	12	52	2	10	200	0	1	0.00	9	12	750	7	10	17	1.4	4	3	7	0	4	13	1.1
Handy, Mark	1973-77	96	1345	442	853	518	—	—	—	214	299	716	—	—	801	8.3	285	71	—	—	—	1098	11.4
Hansen, Travis	2000-03	86	2356	366	843	434	76	206	369	329	425	774	120	292	412	4.8	243	150	169	37	63	1137	13.2
Harrison, Damarcus	2011-12	30	265	37	109	339	13	49	265	10	19	526	7	23	30	1.0	24	15	25	1	13	97	3.2
Hartsoc, Jakob	2015-16	24	146	11	42	262	10	36	278	0	0	0.00	4	25	29	1.2	18	4	5	3	2	32	1.3
Hartsoc, Noah	2008-12	134	3331	641	847	544	39	99	394	230	281	819	194	444	638	4.8	274	158	123	177	74	1191	8.9
Harward, Ian	2012-13	22	89	8	24	333	0	0	0.00	6	9	667	11	21	1.0	29	1	9	2	3	22	1.0	
Hatch, John	1967-68	1	—	0	1	0.00	—	—	—	0	0	0.00	—	—	2	2.0	0	—	—	—	—	0	0.0
Hawkins, John	1998-99	24	173	5	12	417	0	0	0.00	7	15	467	10	29	39	1.6	18	5	11	10	1	17	0.7
Haws, Marty	1986-90	123	3561	479	976	491	53	142	373	326	430	758	—	—	236	1.9	283	502	244	13	182	1337	10.9
Haws, Tyler	09-10, 12-15	139	4427	917	1916	479	162	427	379	724	820	883	177	416	593	4.3	230	257	244	28	138	2720	19.6
Haws, TJ	2016-17	34	1040	147	347	424	76	188	404	100	127	787	9	88	97	2.9	77	110	86	4	34	470	13.8
Heaps, Leon	1951-52	13	—	2	18	111	—	—	—	8	14	571	—	—	17	1.3	12	—	—	—	—	12	0.9
Helm, Don	1957-58	3	—	5	11	455	—	—	—	0	4	0.00	—	—	12	4.0	4	—	—	—	—	10	3.3
Herring, Mike	1987-89	37	390	26	52	500	3	7	429	30	42	714	—	—	50	1.4	54	20	28	0	11	85	2.3
Heslop, Mark	1988-92	108	1802	232	516	450	126	283	445	101	122	828	34	124	187	1.7	143	142	98	4	43	691	6.4
Hill, Bruce	1958-60	31	—	7	25	280	—	—	—	0	2	0.00	—	—	21	0.7	3	—	—	—	—	14	0.5
Hill, Gary	1964-67	64	—	212	476	445	—	—	—	138	197	701	—	—	250	3.9	154	—	—	—	—	562	8.8
Hillman, Russell	1948-51	83	—	130	297	438	—	—	—	76	113	673	—	—	67	0.8	160	—	—	—	—	336	4.0
Hirsch, Willard	1953-56	30	—	17	51	333	—	—	—	24	45	533	—	—	47	1.6	38	—	—	—	—	58	1.9
Hofheins, Bryan	1994-96	13	22	1	2	500	0	1	0.00	4	7	571	1	2	3	0.2	2	3	2	0	0	6	0.5
Horsley, Dick	1953-54	6	—	6	15	400	—	—	—	2	7	286	—	—	5	0.8	8	—	—	—	—	14	2.3
House, Jim	1966-67	16	—	11	22	500	—	—	—	3	10	300	—	—	15	0.9	20	—	—	—	—	25	1.6
Howard, Dan	1999-03	63	431	34	59	576	0	0	0.00	19	36	528	34	50	84	1.3	79	3	22	21	6	87	1.4
Howard, Doug	1967-70	79	—	428	965	444	—	—	—	287	353	813	—	—	361	4.6	215	—	—	—	—	1143	14.5
Humphreys, Greg	1985-87	59	648	60	145	414	0	3	0.00	66	96	688	—	—	144	2.4	102	22	38	9	15	186	3.2
Hutchins, Mel	47-48, 49-51	97	—	447	—	—	—	—	—	247	—	—	—	—	471	—	188	—	—	—	—	1141	11.8
Ingils, Bob	1959-60	3	—	2	4	500	—	—	—	1	4	250	—	—	2	0.7	1	—	—	—	—	5	1.7
Ivanovic, Vuk	2006-08	39	303	39	84	464	0	0	0.00	24	39	615	29	59	88	2.3	50	16	32	12	5	102	2.6
Jackson, Eric	1985-86	2	1	0	0	0.00	—	—	—	0	0	0.00	—	—	1	0.5	0	1	0	0	0	0	0.0
James, Ken	1964-67	47	—	98	226	434	—	—	—	75	103	728	—	—	93	2.0	63	—	—	—	—	271	5.8
Jarman, Boyd	1950-53	79	—	158	470	336	—	—	—	113	181	624	—	—	378	4.8	162	—	—	—	—	429	5.4
Jensen, Hal	1955-57	29	—	19	76	250	—	—	—	22	34	647	—	—	48	1.7	31	—	—	—	—	60	2.1
Jensen, Jared	2001-05	118	2722	287	506	567	2	10	0.00	271	335	809	161	226	387	3.3	303	99	125	36	45	845	7.2
Jeppsen, Bart	97-98, 01-03	76	628	33	91	363	2	13	154	9	18	500	33	80	113	1.5	91	9	28	15	11	77	1.0
Jeppsen, Bret	94-95, 97-99	64	759	65	138	471	0	0	0.00	45	80	563	77	109	186	2.9	94	8	50	39	6	175	2.7
Jimas, Jim	1964-67	56	—	104	251	414	—	—	—	68	102	667	—	—	73	1.3	69	—	—	—	—	276	4.9
Johnson, Lloyd	1960-62	29	—	46	111	414	—	—	—	16	29	552	—	—	110	3.8	57	—	—	—	—	108	3.7
Johnson, Andrew	2013-14	9	17	1	3	333	1	3	333	1	4	250	0	3	3	0.3	2	1	2	0	1	4	0.4
Jones, Dick	1948-51	90	—	125	—	—	—	—	—	86	157	548	—	—	91	1.0	144	—	—	—	—	336	3.7
Jones, Robert	1990-92	15	65	15	27	556	0	0	0.00	7	10	700	5	19	24	1.6	9	5	12	5	4	37	2.5
Jones, Russ	1956-57	10	—	19	40	475	—	—	—	11	18	611	—	—	45	4.5	20	—	—	—	—	49	4.9
Jones, Troy	1973-76	78	486	176	364	484	—	—	—	116	192	604	—	—	315	4.0	196	24	—	—	—	468	6.0
Jorgensen, Craig	1970-73	29	—	9	25	360	—	—	—	8	19	421	—	—	19	0.7	14	—	—	—	—	26	0.9
Kane, Keegan	1990-91	7	24	0	2	0.00	0	2	0.00	0	0	0.00	0	2	2	0.3	3	0	0	0	1	0	0.0
Karren, Tom	1951-54	79	—	265	831	319	—	—	—	77	183	421	—	—	400	5.1	125	—	—	—	—	607	7.7
Kaufusi, Bronson	2012-13	20	128	9	15	600	0	0	0.00	3	11	273	16	18	34	1.7	28	2	4	4	5	21	1.1
Kaufusi, Corbin	2014-17	86	1225	119	203	586	0	0	0.00	92	156	590	125	184	309	3.6	233	13	80	80	26	330	3.8
Kellogg, Eric	1984-85	16	139	14	40	350	—	—	—	11	15	733	—	—	33	2.1	22	6	14	3	5	39	2.4
Kelly, Steve	1968-71	56	—	297	650	457	—	—	—	156	208	750	—	—	260	4.6	119	—	—	—	—	750	13.4
Nelson, Jim	1960-63	75	—	282	701	402	—	—	—	124	195	636	—	—	397	5.3	116	—	—	—	—	688	9.2
Kite, Greg	1979-83	112	2942	291	644	452	—	—	—	135	268	504	—	—	847	7.6	365	126	178	208	52	717	6.4
Knight, Nate	2000-01	26	296	22	48	458	0	0	0.00	20	29	690	21	45	66	2.5	70	6	22	14	3	64	2.5
Knight, Shane	1991-95	124	1901	264	625	422	80	245	327	91	152	599	111	227	338	2.7	154	143	149	54	55	699	5.6
Kramer, Steve	1963-66	77	—	396	793	499	—	—	—	204	276	739	—	—	584	7.6	268	—	—	—	—	996	12.9
Kunz, Gene	1960-62	33	—	44	114	386	—	—	—	31	55	564	—	—	49	1.5	57	—	—	—	—	119	3.6
Lampen, Timo	1960-61	22	—	46	100	460	—	—	—	31	61	508	—	—	111	5.0	57	—	—	—	—	123	5.6
Larsen, Dean	1951-54	78	—	246	650	378	—	—	—	202	310	652	—	—	366	4.7	153	—	—	—	—	694	8.9
Larsen, Russell	1991-95	129	3223	660	1188	556	24	65	369	541	673	804	245	576	821	6.4	408	134	231	166	131	1885	14.6
Law, Vance	1974-77	71	1168	197	430	458	—	—	—	91	133	684	—	—	88	1.2	93	133	—	—	—	485	6.8
Law, Vernyl	1973-77	70	506	123	272	452	—	—	—	107	138	775	—	—	108	1.5	101	52	—	—	—	353	5.0
Leifson, Colby	2016-17	26	109	14	43	326	13	39	333	1	2	500	3	5	8	0.3	16	6	6	0	2	42	1.6
Lemes, Luiz	2002-04	57	1179	106	245	433	43	106	406	54	73	740	11	103	114	2.0	69	147	77	7	46	309	5.4
Lewis, Dave	1953-56	75	—	198	638	310	—	—	—	82	106	774	—	—	201	2.7	101	—	—	—	—	478	6.4
Lewis, John	1962-63	24	—	83	175	474	—	—	—	43	73	589	—	—	158	6.6	79	—	—	—	—	209	8.7
Liimo, Kari	1966-69	76	—	440	908	485	—	—	—	276	385	717	—	—	655	8.6	211	—					

ALL-TIME PLAYER CAREER STATISTICS

Name	Yrs	G	Min	FG	FGA	Pct	3FG	FGA	Pct	FT	FTA	Pct	Off	Def	Reb	Avg	PF	A	TO	Blk	Stl	Pts	PPG
Maughan, LeRoy	1968-69	8	—	6	15	.400	—	—	—	1	3	.333	—	—	15	1.9	9	—	—	—	—	13	1.6
Maxwell, Mike	79-80, 81-82	36	360	34	88	.386	—	—	—	27	33	.818	—	—	17	0.5	22	40	27	2	14	9.5	2.6
May, Mike	1976-78	37	661	51	125	.408	—	—	—	14	34	.412	—	—	54	1.5	53	111	6	0	7	11.6	3.1
McCuire, Dave	77-79, 80-81	46	282	30	66	.455	—	—	—	22	33	.667	—	—	85	1.8	32	8	19	14	1	82	1.8
Meads, Garner	2003-05	47	777	76	161	.472	0	2	.000	50	75	.667	61	99	160	3.4	115	18	52	19	18	202	4.3
Merla, Steve	1961-62	8	—	5	8	.625	—	—	—	2	8	.250	—	—	14	1.8	13	—	—	—	—	12	1.5
Michaels, Mark	1998-99	28	255	29	67	.433	1	2	.500	5	12	.417	20	39	59	2.1	33	8	9	5	8	64	2.3
Mika, Eric	13-14, 16-17	67	1188	372	705	.528	0	1	.000	336	475	.707	197	326	523	7.8	199	88	133	87	34	1080	16.1
Miles, Chris	04-05, 07-10	131	1986	216	437	.494	0	0	.000	123	221	.557	134	237	371	2.8	280	115	116	89	50	555	4.2
Miles, Gary	1956-59	56	—	50	175	.286	—	—	—	45	84	.536	—	—	221	3.9	81	—	—	—	—	145	2.6
Miller, Paul	1963-64	6	—	0	4	.000	—	—	—	2	2	1.000	—	—	4	0.7	2	—	—	—	—	2	0.3
Miller, Jared	1990-93	88	1706	306	550	.556	0	2	.000	135	203	.665	166	331	497	5.6	296	90	148	60	76	747	8.5
Miller, Jim	1968-71	80	—	238	520	.458	—	—	—	119	209	.569	—	—	346	4.3	180	—	—	—	—	595	7.4
Miller, Mark	59-60, 62-63	30	—	98	223	.439	—	—	—	80	112	.714	—	—	228	7.6	68	—	—	—	—	276	9.2
Minson, Roland	1948-51	105	—	561	1079	.520	—	—	—	285	440	.648	—	—	186	1.8	271	—	—	—	—	1407	13.4
Moala, John	1996-97	9	109	3	12	.250	0	1	.000	2	2	1.000	7	18	25	2.8	16	3	6	0	0	8	0.9
Montague, Matt	96-97, 99-02	122	3480	172	429	.401	38	122	.311	135	195	.692	46	304	350	2.9	172	570	300	1	124	517	4.2
Montgomery, Harold	1950-51	13	—	2	10	.200	—	—	—	2	6	.333	—	—	8	0.6	14	—	—	—	—	6	0.5
Moon, Scott	1989-91	53	996	113	257	.440	24	55	.436	91	120	.758	22	44	86	1.6	103	98	53	5	22	341	6.4
Morgan, Jr., Lamont	2008-10	59	772	60	119	.504	23	47	.489	26	41	.634	11	50	61	1.0	52	97	63	2	22	169	2.9
Mould, Tim	1975-76	19	302	36	80	.450	—	—	—	19	31	.613	—	—	38	2.0	42	15	—	—	—	91	4.8
Murdock, Ben	2006-08	66	1175	51	150	.340	28	92	.304	51	72	.708	13	94	107	1.6	96	157	67	3	28	181	2.7
Myers, Bert	1958-59	19	—	18	50	.360	—	—	—	25	40	.625	—	—	54	2.8	23	—	—	—	—	61	3.2
Nakic, Nick	1976-77	18	180	20	46	.435	—	—	—	15	24	.625	—	—	39	2.2	25	11	—	—	—	55	3.1
Nashif, Terry	2001-05	103	1013	47	153	.307	24	82	.293	39	52	.750	8	109	117	1.1	95	149	74	6	41	157	1.5
Neilson, Isaac	2014-15	34	308	39	79	.494	8	23	.348	20	32	.625	34	48	82	2.4	56	5	13	10	10	106	3.1
Nelson, Joe	1946-50	114	—	552	—	—	—	—	—	390	—	—	—	—	—	—	149	—	—	—	—	1494	13.1
Nemmelik, Dick	1963-66	78	—	152	1090	.478	—	—	—	257	362	.710	—	—	274	3.5	241	—	—	—	—	1299	16.7
Nichol, John	1957-59	40	—	249	570	.437	—	—	—	185	297	.623	—	—	455	11.4	102	—	—	—	—	683	17.1
Nielsen, David	1999-00	20	167	14	27	.519	0	3	.000	15	18	.833	10	13	23	1.2	21	7	10	0	8	43	2.2
Nielsen, Eric	96-97, 99-02	122	3194	354	655	.540	20	57	.351	173	237	.730	151	356	507	4.2	391	108	74	59	90	701	7.4
Nielsen, Gifford	1973-75	44	—	108	232	.466	—	—	—	73	102	.716	—	—	118	2.7	108	—	—	—	—	289	6.6
Nielsen, Kevin	77-78, 81-84	66	452	54	115	.470	—	—	—	44	60	.733	—	—	75	1.1	64	28	46	7	4	152	2.3
Nikechingu, Chris	1982-85	88	1888	190	458	.415	—	—	—	148	182	.813	—	—	129	1.5	222	250	134	2	48	528	6.0
Nixon, Dalton	2014-15	27	262	20	47	.426	3	18	.167	13	13	1.000	12	33	45	1.7	32	21	12	4	4	56	2.1
Nixon, Kevin	1991-93	58	1057	197	423	.466	66	170	.388	90	111	.811	64	116	180	3.1	109	75	65	5	26	550	9.5
Noble, Reed	1974-76	33	224	35	83	.422	—	—	—	13	21	.619	—	—	24	0.7	26	8	—	—	—	83	2.5
Odjega, Jermaine	2005-06	5	10	0	1	.000	0	1	.000	2	2	1.000	0	2	2	0.4	2	1	3	0	0	2	0.4
Opunui, Shawn	2001-02	4	26	2	3	.667	1	2	.500	1	3	.333	0	4	4	1.0	2	11	4	0	1	6	1.5
Ostarcevic, Misho	1975-77	40	398	52	97	.536	—	—	—	11	19	.579	—	—	90	2.3	49	40	—	—	—	115	2.9
Ostherhus, Clarence	1948-49	3	—	4	—	—	—	—	—	11	—	—	—	—	—	—	11	—	—	—	—	19	6.3
Parrish, Averian	1985-86	18	464	63	169	.373	—	—	—	44	61	.721	—	—	44	2.4	38	92	71	1	13	170	9.4
Parsons, Lynn	1966-69	62	—	177	421	.420	—	—	—	105	143	.734	—	—	213	3.4	88	—	—	—	—	459	7.4
Pedersen, Herschel	1953-56	73	—	337	912	.370	—	—	—	214	342	.626	—	—	721	9.9	225	—	—	—	—	888	12.2
Perry, Marty	1982-85	85	1661	115	247	.466	—	—	—	60	88	.682	—	—	120	1.4	157	299	117	3	83	290	3.4
Peterson, Brent	1959-60	15	—	16	63	.254	—	—	—	5	11	.455	—	—	46	3.1	19	—	—	—	—	37	2.5
Peterson, Jared	1997-98	17	168	9	38	.237	7	30	.233	3	8	.375	10	11	21	1.2	13	9	13	1	4	28	1.6
Peterson, Russ	1956-59	45	—	96	254	.378	—	—	—	66	91	.725	—	—	108	2.4	111	—	—	—	—	258	5.7
Pinegar, Ed	1954-56	51	—	152	436	.349	—	—	—	130	230	.565	—	—	358	7.0	150	—	—	—	—	434	8.5
Pinegar, Jesse	2001-02	7	21	2	6	.333	0	1	.000	0	0	.000	0	3	3	0.4	1	1	2	0	0	2	0.6
Pinegar, Matthew	2008-09	9	41	1	6	.167	0	5	.000	0	0	.000	0	2	2	0.2	1	1	6	0	1	2	0.2
Pingree, Graham	2013-14	7	7	0	1	.000	0	0	.000	0	0	.000	0	1	1	0.1	4	0	0	0	0	0	0.0
Plastrand, Trent	2004-08	103	2798	513	958	.535	0	0	.000	346	633	.547	231	455	686	6.7	300	123	213	107	42	1372	13.3
Pollard, Alan	1984-86	60	1581	181	389	.465	—	—	—	68	128	.531	—	—	383	6.4	167	62	101	62	42	430	7.2
Pollard, Carl	1983-84	10	33	1	6	.167	—	—	—	2	4	.500	—	—	11	1.1	11	1	1	3	1	4	0.4
Quinn, Bob	1962-65	77	—	341	776	.439	—	—	—	130	159	.818	—	—	420	5.5	173	—	—	—	—	812	10.5
Radunich, Gary	1969-70	11	—	8	27	.296	—	—	—	4	5	.800	—	—	3	0.3	4	—	—	—	—	20	1.8
Rasmussen, Chris	1985-86	3	15	2	2	1.000	—	—	—	0	0	.000	—	—	1	0.3	1	0	2	1	0	4	1.3
Rasmussen, Lloyd	1954-55	23	—	26	109	.239	—	—	—	17	35	.486	—	—	82	3.6	50	—	—	—	—	69	3.0
Raymond, Craig	1964-67	70	—	230	436	.528	—	—	—	135	231	.584	—	—	494	7.1	161	—	—	—	—	595	8.5
Reader, Cory	1994-95	24	168	11	28	.393	0	0	.000	18	26	.692	11	28	39	1.6	17	3	18	3	0	40	1.7
Reeves, David	1986-87	5	7	0	3	.000	0	1	.000	2	2	1.000	—	—	0	0.0	1	0	1	0	0	2	0.4
Reichner, Brook	2004-06	41	910	110	243	.453	59	122	.484	53	74	.716	22	69	91	2.2	72	81	51	5	30	332	8.1
Reid, Randy	1992-96	125	3672	359	841	.427	114	355	.321	338	407	.830	68	219	287	2.3	348	458	232	8	118	1170	9.4
Reid, Robbie	1993-95	64	1886	164	423	.388	96	265	.362	115	175	.657	34	140	174	2.7	124	226	163	3	94	539	8.4
Reisman, Joshua	2004-05	1	5	1	1	1.000	0	0	.000	0	0	.000	0	0	0	0.0	2	0	1	0	0	2	2.0
Rekoutis, George	1963-64	5	—	4	7	.571	—	—	—	0	4	.000	—	—	3	0.6	1	—					

ALL-TIME PLAYER CAREER STATISTICS

Name	Yrs	G	Min	FG	FGA	3FG	FGA	Pct	FT	FTA	Pct	Off	Def	Reb	Avg	PF	A	TO	Blk	Stl	Pts	PPG	
Rowe, Lynn	1954-57	61	—	150	440	341	—	—	106	154	.688	—	—	353	5.8	100	—	—	—	—	406	6.7	
Ruffner, Bill	63-64, 65-66	30	—	39	94	.415	—	—	8	16	.500	—	—	51	1.7	29	—	—	—	—	86	2.9	
Ruffner, Bryon	1995-96	28	958	196	418	.469	26	81	.321	109	144	.757	48	120	168	6.0	81	57	76	11	30	527	18.8
Ruffner, Paul	1968-70	54	—	342	715	.478	—	—	—	197	289	.682	—	—	522	9.7	208	—	—	—	881	16.3	
Rumia, Scott	1976-80	110	3260	445	928	.480	—	—	161	195	.826	—	—	211	1.9	207	405	185	8	92	1051	9.6	
Rutter, Stewart	1994-95	3	3	0	1	0.000	0	0	0.000	0	0	0.000	0	0	0	0.0	1	1	0	0	0	0	0.0
Saarelainen, Timo	1980-85	100	1876	339	742	.457	—	—	254	379	.670	—	—	242	2.4	155	70	112	9	30	932	9.3	
Sanderson, Nick	1991-93	65	1772	249	600	.415	129	350	.369	181	219	.826	49	169	218	3.4	121	98	113	7	49	808	12.4
Santiago, Kevin	1988-90	59	1762	93	213	.437	55	135	.407	84	106	.792	—	—	137	2.3	176	193	90	2	61	325	5.5
Santiago, Mark	1990-92	58	563	28	67	.418	19	44	.432	46	57	.807	15	34	49	0.8	37	69	46	2	23	121	2.1
Sarkalatti, Kalevi	1970-73	69	—	174	331	.526	—	—	78	158	.494	—	—	354	5.1	80	—	—	—	—	426	6.2	
Schneider, Gary	1967-68	7	—	0	8	0.000	—	—	—	0	0.000	—	—	5	0.7	1	—	—	—	—	0	0.0	
Schouten, Randy	1965-68	44	—	124	303	.409	—	—	81	121	.669	—	—	76	1.7	71	—	—	—	—	329	7.5	
Schreiner, Steve	1988-91	93	2614	454	836	.543	6	22	.273	214	310	.690	81	146	520	5.6	274	85	159	24	47	1128	12.1
Seljaas, Zac	2015-16	35	698	88	178	.494	68	136	.500	23	33	.697	19	81	100	2.9	63	41	21	16	21	267	7.6
Selleaze, Ron	1997-98	21	1718	103	267	.386	13	62	.210	133	188	.707	66	80	146	7.0	72	51	92	4	23	352	16.8
Sharp, Josh	2011-15	115	3739	93	168	.554	5	17	.294	59	90	.656	128	165	293	2.5	179	63	45	28	30	250	2.2
Shaw, Braiden	2015-17	50	259	21	37	.568	0	0	0.000	14	32	.438	29	46	75	1.5	40	8	14	2	14	56	1.1
Shippen, Ty	2000-01	12	26	3	4	.750	1	1	1.000	0	0	0.000	1	7	8	0.7	3	4	3	0	1	7	0.6
Shoff, Jake	2002-04	57	656	58	95	.611	0	1	0.000	38	63	.603	65	97	162	2.8	125	19	37	6	24	154	2.7
Shumway, Rick	1958-59	5	—	3	6	5.000	—	—	4	4	1.000	—	—	3	0.6	4	—	—	—	—	10	2.0	
Sinek, Scott	1981-85	115	3176	318	741	.429	—	—	277	354	.782	—	—	220	1.9	273	311	181	13	140	913	7.9	
Skousen, Bob	58-59, 61-63	54	—	335	849	.395	—	—	207	289	.716	—	—	467	8.6	151	—	—	—	—	877	16.2	
Smith, Clark	1983-84	2	5	0	1	0.000	—	—	—	0	0.000	—	—	0	0.0	0	0	2	0	0	0	0.0	
Smith, Michael	83-84, 86-89	122	3877	886	1749	.507	116	270	.430	431	491	.878	—	—	922	7.6	320	317	359	22	70	2319	19.0
Smith, Morgan	1999-00	5	13	1	8	.125	0	1	0.000	4	4	1.000	1	2	3	0.6	0	1	2	0	0	6	1.2
Snow, Greg	1972-75	54	—	74	185	.400	—	—	45	61	.738	—	—	162	3.0	65	—	—	—	—	193	3.6	
Sonnenberg, Scott	1996-97	25	365	43	137	.314	16	63	.254	23	40	.575	5	18	23	0.9	31	26	28	1	16	125	5.0
Spencer, Jim	1958-59	11	—	4	21	.190	—	—	4	11	.364	—	—	21	1.9	9	—	—	—	—	12	1.1	
Stanley, Jon	1963-65	35	—	37	92	.402	—	—	18	51	.353	—	—	123	3.5	53	—	—	—	—	92	2.6	
Steinke, Ron	1960-63	46	—	128	368	.348	—	—	37	55	.673	—	—	92	2.0	57	—	—	—	—	293	6.4	
Steinke, Tom	1954-57	58	—	280	802	.349	—	—	125	153	.817	—	—	161	2.8	63	—	—	—	—	685	11.8	
Stephens, Neil	1952-53	14	—	11	35	.314	—	—	8	18	.444	—	—	6	0.4	8	—	—	—	—	30	2.1	
Stephenson, Brent	1985-87	64	1152	135	277	.487	0	0	.000	64	87	.736	—	—	234	3.7	160	102	79	20	58	334	5.2
Stock, Chris	1995-96	2	6	0	0	0.000	0	0	0.000	3	4	.750	0	1	1	0.5	0	0	1	0	0	3	1.5
Stroud, Mark	1977-78	4	8	0	1	0.000	—	—	—	0	0.000	—	—	0	0.0	0	1	0	0	0	0	0.0	
Taggart, Nick	96-97, 99-00	22	49	1	9	.111	0	0	0.000	0	2	0.000	0	6	6	0.3	6	1	5	0	2	2	0.1
Tavernari, Jonathan	2006-10	132	3200	561	1332	.421	265	698	.380	132	166	.795	107	553	660	5.0	244	182	164	42	165	1519	11.5
Taylor, Alan	1976-80	110	3080	504	874	.577	—	—	276	454	.608	—	—	919	8.4	341	115	200	119	35	1284	11.7	
Taylor, Brian	82-84, 86-88	118	2314	217	485	.447	56	129	.434	229	277	.827	—	—	173	1.5	172	330	186	5	84	719	6.1
Taylor, John	1951-54	32	—	26	76	.342	—	—	28	47	.596	—	—	55	1.7	25	—	—	—	—	80	2.5	
Tebbs, Terry	1953-56	62	—	326	851	.383	—	—	267	337	.792	—	—	237	3.8	142	—	—	—	—	919	14.8	
Thacker, Roy	1956-59	74	—	230	567	.406	—	—	204	309	.660	—	—	607	8.2	254	—	—	—	—	664	9.0	
Thompson, Jermaine	93-94, 95-96	49	322	44	105	.419	0	0	.000	28	45	.622	22	47	69	1.4	68	9	36	14	0	116	2.4
Thompson, Michael	1996-97	22	198	19	52	.365	1	4	.250	21	33	.636	13	21	34	1.5	30	4	15	2	3	60	2.7
Thompson, Verne	1975-77	51	1525	304	609	.499	—	—	150	197	.761	—	—	316	6.2	136	141	—	—	—	758	14.9	
Tollestrup, Phil	1969-72	80	—	396	887	.446	—	—	188	279	.674	—	—	507	6.3	278	—	—	—	—	980	12.3	
Tolson, Andy	84-85, 87-90	117	3159	471	958	.492	141	323	.437	305	393	.776	—	—	534	4.6	274	198	130	25	84	1388	11.9
Tolson, Jake	2014-16	36	340	36	83	.390	23	59	.390	4	4	1.000	5	48	53	1.5	25	24	13	0	10	99	2.8
Tre, Bill	1957-58	15	—	29	67	.433	—	—	6	23	.261	—	—	42	2.8	23	—	—	—	—	64	4.3	
Trost, Gary	87-88, 90-93	114	2567	420	742	.566	6	16	.375	359	506	.709	210	374	600	5.3	238	186	183	54	54	1205	10.6
Trumbo, Steve	1978-82	116	2780	323	700	.461	—	—	266	409	.650	—	—	835	7.2	222	195	190	33	36	912	7.9	
Usevitch, Jim	82-84, 86-88	107	2041	317	578	.548	0	0	.000	275	390	.705	—	—	505	4.7	269	66	105	84	56	909	8.5
Vainio, Veikko	1968-71	31	—	10	35	.286	—	—	11	20	.550	—	—	40	1.3	24	—	—	—	—	31	1.0	
Volpi, Don	1957-58	13	—	12	41	.293	—	—	4	9	.444	—	—	26	2.0	13	—	—	—	—	28	2.2	
Vos, Paul	1977-78	2	2	0	1	0.000	—	—	1	2	.500	—	—	1	0.5	0	0	0	0	0	1	0.5	
Vrnes, Michael	96-97, 98-00	63	1780	207	506	.409	78	201	.388	89	152	.586	60	171	231	3.7	156	171	151	17	71	581	9.2
Wade, Brent	1985-87	30	249	16	38	.421	1	2	.500	16	26	.615	—	—	21	0.7	19	35	20	0	9	49	1.6
Waldrup, Steve	1991-92	1	5	1	1	1.000	0	0	0.000	0	0	0.000	0	1	1	1.0	0	0	0	0	0	2	2.0
Walkenhorst, Stewart	1974-76	16	11	1	10	.100	—	—	6	9	.667	—	—	9	0.6	6	1	—	—	—	8	0.5	
Warner, Scott	1967-70	78	—	303	693	.437	—	—	132	300	.440	—	—	488	6.3	226	—	—	—	—	738	9.5	
Webb, Richie	80-81, 83-86	75	1177	135	309	.437	—	—	79	94	.840	—	—	84	1.1	126	138	99	5	37	349	4.7	
Weidauer, Justin	91-92, 95-98	85	2164	242	611	.396	45	151	.298	158	219	.721	176	374	550	6.5	253	139	162	17	102	687	8.1
Weight, Joe	1946-49	99	—	99	—	—	—	—	51	72	.708	—	—	—	.66	—	—	—	—	—	797	8.1	
Wesley, Mekell	1997-01	115	3391	570	1227	.465	91	257	.354	509	651	.782	182	435	617	5.4	378	154	255	82	97	1740	15.1
Whatcott, Vern	1948-49	19	—	16	—	—	—	—	7	9	.778	—	—	—	.3	—	—	—	—	—	—	39	2.1
Whipple, Jack	1948-50	63	—	83	133	.624	—	—	38	69	.551	—	—	—	.74	—	—	—	—	—	204	3.2	
Whiting, Trent																							

ALL-TIME 100-POINT GAMES

100-POINT GAMES (ORDERED BY SCORE)

Date	Opponent	HAN	W/L	Avg
02/25/93	Sacramento State	H	W	128-78
12/10/65	Americas	H	W	123-66
01/24/80	San Diego State	A	W	123-91
11/25/14	Chaminade	N	W	121-85
12/19/87	Utah State	H	W (OT)	121-112
12/23/78	Oral Roberts	H	W	120-104
11/30/83	Hofstra	H	W	119-84
02/01/68	Utah State	A	W	118-103
01/22/66	Utah State	H	W	115-81
03/05/66	Utah	H	W	115-100
12/30/64	Xavier	N	W	115-103
02/11/16	San Francisco	A	W	114-89
03/01/80	San Diego State	H	W	114-81
12/20/66	Loyola	H	W	113-98
01/30/69	Utah State	H	W	113-82
12/21/78	Harvard	H	W	113-72
01/14/84	Utah	H	W (2OT)	113-105
12/10/60	Miami	H	W	112-80
12/22/64	Ohio State	H	W	112-71
11/11/13	Stanford	A	W	112-103
01/16/65	Arizona State	A	W	111-102
02/21/80	Colorado State	A	W	111-86
12/04/65	Houston	H	W	111-82
12/19/70	Utah State	H	W	111-83
01/07/72	Arizona State	H	W	111-102
11/25/78	Portland State	H	W	111-82
12/10/93	Nicholls State	H	W	111-96
01/29/65	Air Force	A	W	110-77
11/21/86	Oklahoma	A	L	110-119
03/03/67	Arizona State	H	W	110-93
12/28/95	Morgan State	H	W	110-69
11/11/05	Montana State Billings	H	W	110-70
12/22/09	Nevada	N	W	110-104
01/23/14	Portland	A	L (3OT)	110-114
12/19/64	Santa Clara	H	W	109-80
12/20/65	Illinois	H	W	109-98
01/02/88	Central Connecticut	H	W	109-76
11/20/10	Chicago State	H	W	109-60
12/28/64	Creighton	N	W	109-74
11/15/13	Mount St. Mary's	H	W	108-76
02/20/65	Utah	A	W	108-99
12/10/66	Saint Mary's	H	W	108-57
12/15/79	La Salle	H	W (3OT)	108-106
12/12/80	North Texas State	H	W	108-92
12/01/92	Arizona State	H	W	108-98
12/11/92	Southern Utah	H	W	108-62
03/06/10	TCU	A	W	107-77
02/28/80	Hawaii	H	W	107-82
11/24/09	Southern	H	W	107-51
02/28/64	Arizona State	H	W	106-90
02/27/82	San Diego State	H	W	106-66
11/20/83	Saint Mary's	H	W	106-74
12/28/93	W. Washington	H	W	106-74
02/26/72	Colorado State	H	W	105-85
12/30/65	Cornell	N	W	105-92
01/11/11	Utah	A	W	104-79
02/27/65	Arizona State	H	W	104-91
01/06/68	Utah State	H	W	104-98
01/19/80	Colorado State	H	W	104-82
12/27/80	Utah State	H	W	104-89
12/11/87	Weber State	H	W	104-71
12/19/91	McNeese State	H	W	104-64
12/29/79	Charlotte	N	W	104-91
12/17/65	Santa Clara	A	W	103-85
01/16/93	Air Force	A	W	103-68
12/21/65	Saint Joseph's	H	W	103-83
02/06/71	Utah	H	W	103-89
12/05/91	Tulsa	A	W	102-86
12/18/64	Santa Clara	H	W	102-82
03/05/65	Wyoming	H	W	102-87
03/14/65	Oklahoma City	H	L	102-112
02/12/66	Denver	H	W	102-76
12/07/68	Seattle	H	W	102-90
02/13/69	Arizona State	H	W	102-89
11/26/76	Idaho State	H	W	102-84
12/22/06	Western Oregon	H	W	102-40
03/05/11	Wyoming	H	W	102-78
12/29/70	Villanova	N	W (OT)	102-93
01/09/16	San Francisco	H	W	102-92
01/15/66	Wyoming	A	L	101-107
01/29/72	Wyoming	A	W	101-74
02/24/62	Utah	H	L	101-106
02/17/68	Wyoming	H	W	101-77
01/22/72	Utah State	H	W	101-82
12/09/72	Milwaukee	H	W	101-83
02/10/94	San Diego State	H	W	101-87
12/12/01	Fort Lewis	H	W	101-53
11/19/14	Southern Virginia	H	W	101-48
11/26/16	Utah Valley	H	L	101-114
02/23/63	Utah	A	L	100-106
02/28/87	Hawaii	A	W	100-80
12/16/70	Denver	H	W	100-72
12/30/74	Bradley	H	W	100-87
01/04/75	Northeast Louisiana	H	W	100-81
11/28/77	Long Beach State	H	W	100-91
01/13/79	New Mexico	H	W	100-83

100-POINT GAMES (ORDERED BY DATE)

Date	Opponent	HAN	W/L	Avg
12/10/79	Baylor	H	W	100-58
12/03/86	Utah State	H	W	100-86
03/03/92	Cal State Northridge	H	W	100-68
11/21/00	Elon	H	W	100-63
02/22/06	San Diego State	H	W	100-90
11/16/07	Jackson State	H	W	100-61
12/11/13	Prairie View A&M	H	W	100-52
12/10/60	Miami	H	W	112-80
02/24/62	Utah	H	L	101-106
02/23/63	Utah	A	L	100-106
02/28/64	Arizona State	H	W	106-90
12/18/64	Santa Clara	H	W	102-82
12/19/64	Santa Clara	H	W	109-80
12/22/64	Ohio State	H	W	112-71
12/28/64	Creighton	N	W	109-74
12/30/64	Xavier	N	W	115-103
01/16/65	Arizona State	A	W	111-102
01/29/65	Air Force	A	W	110-77
02/20/65	Utah	A	W	108-99
02/27/65	Arizona State	H	W	104-91
03/05/65	Wyoming	H	W	102-87
03/14/65	Oklahoma City	H	L	102-112
12/03/65	Illinois	H	W	109-98
12/04/65	Houston	H	W	111-82
12/17/65	Santa Clara	A	W	103-85
12/21/65	Saint Joseph's	H	W	103-83
12/30/65	Cornell	N	W	105-92
01/15/66	Wyoming	A	L	101-107
01/22/66	Utah State	H	W	115-81
02/12/66	Denver	H	W	102-76
03/05/66	Utah	H	W	115-100
12/10/66	Saint Mary's	H	W	108-57
12/20/66	Loyola	H	W	113-98
03/03/67	Arizona State	H	W	110-93
01/06/68	Utah State	H	W	104-98
02/01/68	Utah State	A	W	118-103
02/17/68	Wyoming	H	W	101-77
12/07/68	Seattle	H	W	102-90
01/30/69	Utah State	H	W	113-82
02/13/69	Arizona State	H	W	102-89
12/16/70	Denver	H	W	100-72
12/19/70	Utah State	H	W	111-83
12/29/70	Villanova	N	W (OT)	102-93
02/06/71	Utah	H	W	103-89
01/07/72	Arizona State	H	W	111-102
01/22/72	Utah State	H	W	101-82
01/29/72	Wyoming	A	W	101-74
02/26/72	Colorado State	H	W	105-85
12/09/72	Milwaukee	H	W	101-83
12/30/74	Bradley	H	W	100-87
01/04/75	Northeast Louisiana	H	W	100-81
11/26/76	Idaho State	H	W	102-84
11/28/77	Long Beach State	H	W	100-91
11/25/78	Portland State	H	W	111-82
12/21/78	Harvard	H	W	113-72
12/23/78	Oral Roberts	H	W	120-104
01/13/79	New Mexico	H	W	100-83
12/01/79	Baylor	H	W	100-58
12/15/79	La Salle	H	W (3OT)	108-106
12/29/79	Charlotte	N	W	104-91
01/19/80	Colorado State	H	W	104-82
01/24/80	San Diego State	A	W	123-91
02/21/80	Colorado State	A	W	111-86
02/28/80	Hawaii	H	W	107-82
03/01/80	San Diego State	H	W	114-81
12/12/80	North Texas State	H	W	108-92
12/27/80	Utah State	H	W	104-89
02/27/82	San Diego State	H	W	106-66
11/30/83	Hofstra	H	W	119-84
12/10/83	Saint Mary's	H	W	106-74
01/14/84	Utah	H	W (2OT)	113-105
11/21/86	Oklahoma	A	L	110-119
12/03/86	Utah State	H	W	100-86
02/28/87	Hawaii	A	W	100-80
12/11/87	Weber State	H	W	104-71
12/19/87	Utah State	H	W (OT)	121-112
01/02/88	Central Connecticut	H	W	109-76
12/05/91	Tulsa	A	W	102-86
12/19/91	McNeese State	H	W	104-64
03/03/92	Cal State Northridge	H	W	100-68
12/01/92	Arizona State	H	W	108-98
12/11/92	Southern Utah	H	W	108-62
01/16/93	Air Force	A	W	103-68
02/25/93	Sacramento State	H	W	128-78
12/10/93	Nicholls State	H	W	111-96
12/28/93	W. Washington	H	W	106-74
02/10/94	San Diego State	H	W	101-87
12/28/95	Morgan State	H	W	110-69
11/21/00	Elon	H	W	100-63
12/12/01	Fort Lewis	H	W	101-53
01/11/05	Montana State Billings	H	W	110-70
02/22/06	San Diego State	H	W	100-90
12/22/06	Western Oregon	H	W	102-40

Date	Opponent	HAN	W/L	Avg
11/16/07	Jackson State	H	W	100-61
11/24/09	Southern	H	W	107-51
12/22/09	Nevada	N	W	110-104
03/06/10	TCU	A	W	107-77
11/20/10	Chicago State	H	W	109-60
01/11/11	Utah	A	W	104-79
03/05/11	Wyoming	H	W	102-78
11/13/13	Stanford	A	W	112-103
11/15/13	Mount St. Mary's	H	W	108-76
12/11/13	Prairie View A&M	H	W	100-52
01/23/14	Portland	A	L (3OT)	110-114
11/19/14	Southern Virginia	H	W	101-48
11/25/14	Chaminade	N	W	121-85
01/09/16	San Francisco	H	W	102-92
02/11/16	San Francisco	A	W	114-89
11/26/16	Utah Valley	H	L	101-114

BYU IN 100-POINT GAMES

BYU 100-point game record	96-7
Home 100-point game record	74-3
Away 100-point game record	15-4
Neutral 100-point game record	7-0
OverTime 100-point games	4-1
Consecutive wins when scoring 100 points	43 (12/22/66 - 1/14/84)
	31 (12/3/86 - 12/11/13)
Most frequent 100-point game opponent	Utah State, 9 times (last 1987)
Most 100-point games in a season	11, 1964-65
Under Dave Rose	16-2

RECORD VS. OPPONENT IN 100-POINT GAMES

Air Force	2-0
Americas	1-0
Arizona State	7-0
Baylor	1-0
Bradley	1-0
Cal State Northridge	1-0
Central Connecticut	1-0
Chaminade	1-0
Chicago State	1-0
Colorado State	3-0
Cornell	1-0
Creighton	1-0
Denver	2-0
Elon	1-0
Fort Lewis	1-0
Harvard	1-0
Hawaii	2-0
Hofstra	1-0
Houston	1-0
Idaho State	1-0
Illinois	1-0
Jackson State	1-0
La Salle	1-0
Long Beach State	1-0
Loyola	1-0
McNeese State	1-0
Miami	1-0
Montana State Billings	1-0
Morgan State	1-0
Mount St. Mary's	1-0
Charlotte	1-0
Nevada	1-0
New Mexico	1-0
Nicholls State	1-0
North Texas State	1-0
Northeast Louisiana	1-0
Ohio State	1-0
Oklahoma	0-1
Oklahoma City	0-1
Oral Roberts	1-0
Portland	0-1
Portland State	1-0
Prairie View A&M	1-0
Sacramento State	1-0
Saint Mary's	2-0
San Diego State	5-0
San Francisco	2-0
Santa Clara	3-0
Seattle	1-0
Southern	1-0
Southern Utah	1-0
Southern Virginia	1-0
Saint Joseph's	1-0
Stanford	1-0
TCU	1-0
Tulsa	1-0
Utah	5-2
Utah State	9-0
Utah Valley	1-0
Villanova	0-1
W. Washington	1-0
Weber State	1-0
Western Oregon	1-0
Milwaukee	1-0
Wyoming	4-1
Xavier	1-0
Total	96-7

ALL-TIME OVERTIME GAMES

Date	Season	HAN	W/L	Avg	Date	Season	HAN	W/L	Avg	Date	Season	HAN	W/L	Avg
12/11/54	Washington	H	W	69-64	01/14/85	Hawaii	A	W	88-78	01/05/02	Pepperdine	A	L	79-82
01/01/55	Murray State	A	L	85-86	02/09/85	UTEP (3)	A	L	86-97	03/02/02	Colorado State	A	L	75-79
02/11/55	Utah	H	W	76-74	03/02/85	Utah (3)	H	L	85-86	03/14/03	Colorado State	N	L	80-86
12/05/58	Oregon	A	L	75-79	12/28/85	Weber State	H	W	88-86	02/09/04	San Diego State	H	W	83-69
12/29/58	Seton Hall	N	L	80-82	01/02/86	UTEP	A	L	64-69	02/05/05	UNLV	A	W	82-72
02/26/59	Utah	H	L	74-76	01/13/86	Notre Dame	H	W	80-76	01/25/06	TCU	H	W	89-80
01/02/60	Loyola (La.)	A	L	84-84	01/02/87	Colorado State	H	W	75-67	11/18/06	Idaho State	H	W	84-78
12/02/60	Washington	A	W	65-63	01/06/87	Southwest Missouri	H	L	61-62	12/02/06	Weber State	A	W	73-69
12/15/62	Wichita State	H	L	89-91	02/07/87	UTEP	H	L	91-93	12/13/06	Lamar	A	L	77-86
12/11/69	New Mexico State	H	L	78-80	03/05/87	Air Force	N	W	82-79	02/26/08	New Mexico	A	W	70-69
12/20/69	Texas (2)	A	L	73-76	12/19/87	Utah State	H	W	121-112	01/27/09	Utah	A	L	88-94
12/29/69	Georgia (2)	N	W	89-82	02/18/88	San Diego State	A	L	80-82	03/18/10	Florida (2)	N	W	99-92
12/29/70	Villanova	N	W	102-93	03/05/88	UTEP (2)	H	L	80-83	11/26/10	South Florida (2)	H	W	77-75
02/20/71	Colorado State (2)	A	W	98-92	03/17/88	Charlotte	N	W	98-92	03/24/11	Florida	N	L	74-83
02/05/72	UTEP (2)	H	W	57-53	01/19/89	Air Force	A	W	89-88	12/21/13	Oregon	A	L	96-100
03/11/72	Long Beach State	N	L	90-95	01/11/90	UTEP	H	W	69-67	01/23/14	Portland (3)	A	L	110-114
01/05/73	Colorado State	H	L	86-93	03/08/90	Utah	N	L	61-62	03/10/14	San Francisco	N	W	79-77
02/02/74	Wyoming	A	W	78-75	03/02/91	Utah	H	L	71-72	11/24/14	San Diego State (2)	N	L	87-92
02/28/75	New Mexico	H	L	72-77	03/08/91	Hawaii	N	W	73-71	11/26/14	Purdue	N	L	85-87
12/29/75	Texas	N	W	91-86	03/09/91	Utah	N	W	51-49	12/23/14	UMass	H	W	77-71
02/14/76	Arizona	H	W	79-74	01/25/92	Colorado State	A	W	74-79	12/22/15	Harvard	N	L	82-85
12/04/76	Utah State	A	L	93-95	02/22/92	New Mexico	A	L	84-95					
01/20/77	Arizona State	A	L	84-86	12/08/92	Weber State	A	L	77-83					
01/07/78	Utah State (2)	H	W	85-84	12/22/92	Memphis State	N	W	73-67					
01/28/78	UTEP	A	W	78-76	01/23/93	Hawaii	H	W	84-80					
01/27/79	Wyoming	A	L	69-71	01/20/94	San Diego State	A	W	83-82					
12/15/79	La Salle (3)	H	W	108-106	02/05/94	Colorado State	A	W	72-70					
01/03/81	UNLV	A	W	92-90	03/03/94	New Mexico	H	L	82-84					
02/26/81	Wyoming (2)	A	L	84-86	12/06/94	Mississippi State	H	W	74-68					
12/10/82	Long Beach State	H	L	77-81	01/26/95	UTEP	H	W	95-89					
01/06/83	Weber State (2)	A	L	81-84	02/02/95	UTEP	A	L	85-88					
03/03/83	Utah (3)	H	L	62-64	12/31/96	San Diego State	H	L	86-89					
01/07/84	Weber State	H	W	86-81	02/28/98	UTEP (3)	A	W	76-75					
01/14/84	Utah (2)	H	W	113-105	11/28/98	Arizona	H	L	74-78					
02/14/84	Hawaii (2)	H	W	87-85	02/20/99	San Jose State	A	L	74-76					
02/16/84	San Diego State	H	W	94-92	12/23/99	Florida International	A	W	83-75					
12/11/84	Utah State	A	L	91-92	12/01/01	Utah State	A	L	81-90					

BYU IN OVERTIME GAMES

BYU overtime record	48-47
Home overtime game record	23-15
Away overtime game record	15-24
Neutral overtime game record	10-8
Consecutive overtime wins	5 (2/9/04 - 12/2/06)
Single overtime games	76, 38-38
Double overtime games	13, 8-5
Triple overtime games	6, 2-4
Most frequent overtime opponent	UTEP, 10 times (last 1998)
Most overtime games in a season	4, 1984-85
	4, 1986-87
	4, 1987-88
Most overtime periods in a season	8, 1984-85
Under Dave Rose	8-8

COACHING RECORDS

MOST VICTORIES

Rk	Name, Years	Seasons	W-L
1	Stan Watts, 1950-72	23	371-254
2	Dave Rose, 2005-16	12	305-111
3	Roger Reid, 1989-97	8	152-77
4	G. Ott Romney, 1928-35	7	139-71
5	Steve Cleveland, 1999-05	8	138-108

HIGHEST WINNING PERCENTAGE*

Rk	Name, Years	Seasons	W-L	Pct.
1	Dave Rose, 2005-16	12	305-111	.733
2	Alvin Twitchell, 1920-25	5	50-20	.714
3	Roger Reid, 1989-97	8	152-77	.664
4	G. Ott Romney, 1928-35	7	139-71	.662
5	E. L. Roberts, 1911-20, 26-28	12	87-49	.640

*Minimum 50 Games Coached

MOST SEASONS AT BYU

Rk	Name, Years	Seasons
1	Stan Watts, 1950-72	23
2	E. L. Roberts, 1911-20, 26-28	12
	Dave Rose, 2005-16	12
4	Floyd Millet, 1941-49	8
	Frank Arnold, 1975-83	8
	Roger Reid, 1989-97	8
	Steve Cleveland, 1999-05	8

BYU HEAD COACHES

Coach	Years	Seasons	Games	Overall W/L	Conference W/L	Home W/L	Away W/L	Neutral W/L	NCAA W/L	NIT W/L	20-wins	25-wins	Conf Titles
W.A. Colton	1902-05	3	27	16-11 (.593)	0-0 (.000)	8-6 (.571)	8-5 (.615)	0-0 (.000)	0-0 (.000)	0-0 (.000)	0	0	0
C.T. Teetzel	1905-08	3	28	22-6 (.786)	0-0 (.000)	14-3 (.824)	8-2 (.800)	0-0 (.000)	0-0 (.000)	0-0 (.000)	0	0	0
Fred Bennion	1908-10	2	22	16-6 (.727)	0-0 (.000)	9-3 (.750)	7-3 (.700)	0-0 (.000)	0-0 (.000)	0-0 (.000)	0	0	0
Henry Rose	1910-11	1	8	8-0 (1.000)	0-0 (.000)	5-0 (1.000)	3-0 (1.000)	0-0 (.000)	0-0 (.000)	0-0 (.000)	0	0	0
E. L. Roberts	1911-20, 26-28	12	137	88-49 (.642)	13-31 (.295)	58-24 (.707)	27-24 (.529)	3-1 (.750)	0-0 (.000)	0-0 (.000)	0	0	0
Alvin Twitchell	1920-25	5	70	50-20 (.714)	22-10 (.688)	38-8 (.826)	12-12 (.500)	0-0 (.000)	0-0 (.000)	0-0 (.000)	0	3	0
G. Ott Romney	1928-35	7	210	139-71 (.662)	51-33 (.607)	74-23 (.763)	62-45 (.579)	3-3 (.500)	0-0 (.000)	0-0 (.000)	5	3	0
Edwin R. Kimball	1935-36, 38-41	4	97	59-38 (.608)	23-25 (.479)	35-11 (.761)	22-24 (.478)	2-3 (.400)	0-0 (.000)	0-0 (.000)	0	0	0
Fred "Buck" Dixon	1938-38	2	48	25-23 (.521)	9-15 (.375)	15-9 (.625)	9-13 (.409)	1-1 (.500)	0-0 (.000)	0-0 (.000)	0	0	0
Floyd Millet	1941-49	8	181	104-77 (.575)	45-29 (.608)	50-16 (.758)	43-51 (.457)	11-10 (.524)	0-0 (.000)	0-0 (.000)	1	2	0
Stan Watts	1950-72	23	625	371-254 (.594)	194-112 (.634)	223-55 (.802)	111-170 (.395)	37-29 (.561)	4-10 (.286)	6-2 (.750)	6	1	8
Glenn Potter	1972-75	3	78	42-36 (.538)	20-22 (.476)	26-13 (.667)	11-21 (.344)	5-2 (.714)	0-0 (.000)	0-0 (.000)	0	0	0
Frank Arnold	1975-83	8	231	137-94 (.593)	71-45 (.612)	81-28 (.743)	46-57 (.447)	10-9 (.526)	3-3 (.500)	0-1 (.000)	3	1	3
Ladell Andersen	1983-89	6	185	114-71 (.616)	64-32 (.667)	71-21 (.772)	35-40 (.467)	8-10 (.444)	2-3 (.400)	2-1 (.667)	3	1	3
Roger Reid	1989-97	8	230	152-77 (.664)	83-37 (.692)	93-18 (.838)	41-41 (.500)	18-18 (.500)	2-5 (.286)	1-1 (.500)	6	2	3
Tony Ingle	1996-97	1	19	0-19 (.000)	0-16 (.000)	0-9 (.000)	0-10 (.000)	0-0 (.000)	0-0 (.000)	0-0 (.000)	0	0	0
Steve Cleveland	1999-05	8	246	138-108 (.561)	58-54 (.518)	90-26 (.776)	30-66 (.313)	18-16 (.529)	0-3 (.000)	3-2 (.600)	4	0	2
Dave Rose	2005-17	12	416	305-111 (.733)	151-49 (.755)	174-21 (.892)	87-56 (.608)	44-34 (.564)	4-8 (.333)	6-4 (.600)	12	8	4

MOST GAMES COACHED AT BYU

Rk	Name, Years	Seasons	Games
1	Stan Watts, 1950-72	23	625
2	Dave Rose, 2005-16	12	416
3	Steve Cleveland, 1999-05	8	246
4	Frank Arnold, 1975-83	8	231
5	Roger Reid, 1989-97	8	230
6	G. Ott Romney, 1928-35	7	210

MOST CONFERENCE VICTORIES

Rk	Name, Years	Seasons	W-L
1	Stan Watts, 1950-72	23	194-112
2	Dave Rose, 2005-16	12	151-49
3	Roger Reid, 1989-97	8	83-37
4	Frank Arnold, 1975-83	8	71-45
5	Ladell Andersen, 1983-89	6	64-32

HIGHEST CONFERENCE WINNING PERCENTAGE*

Rk	Name, Years	Seasons	W-L	Pct.
1	Dave Rose, 2005-16	12	151-49	.755
2	Roger Reid, 1989-97	8	83-37	.692
3	Alvin Twitchell, 1920-25	5	22-10	.688
4	Ladell Andersen, 1983-89	6	64-32	.667
5	Stan Watts, 1950-72	23	194-112	.634

*Minimum 30 Games Coached

OFF THE BENCH RECORDS (Includes 1960-61, 62-present)

POINTS SCORED

Rk	Name vs. Opponent, Date	Pts
1	Kari Liimo (Sr.) vs. Saint Francis, 02/01/1969	34
	Michael Smith (So.) vs. Pittsburg, 12/23/1986	34
3	Kari Liimo (Sr.) vs. Arizona, 02/15/1969	31
4	Bob Quinney (Sr.) vs. Creighton, 12/28/1964	30
	Matt Carlino (Jr.) vs. Portland, 02/22/2014	30
6	Jim Eakins (Jr.) vs. Loyola, 12/20/1966	29
	Paul Ruffner (Sr.) vs. UTEP, 01/31/1970	29
	Russell Larson (Fr.) vs. Utah State, 12/13/1991	29
9	Matt Carlino (Jr.) at Pacific, 02/13/2014	28
10	Kari Liimo (Sr.) vs. Wyoming, 03/05/1969	27
	Mike Rose (Sr.) vs. UNLV, 02/03/2007	27
12	Michael Smith (So.) at Santa Clara, 12/30/1986	26
	Mike Rose (Fr.) vs. Southern Utah, 11/21/2003	26
	Mike Rose (So.) vs. Santa Clara, 12/31/2004	26
	Michael Lloyd Jr. (So.) vs. Florida, 03/18/2010	26
16	Jonathan Tavernari (So.) vs. Colorado State, 01/12/2008	25
	Matt Carlino (Jr.) at Portland, 01/23/2014	25
	Anson Winder (Sr.) vs. UMass, 12/23/2014	25
	Zac Seljaas (Fr.) vs. Central Michigan, 12/18/2015	25

FIELD GOALS MADE

Rk	Name vs. Opponent, Date	FG
1	Kari Liimo (Sr.) vs. Arizona, 02/15/1969	14
2	Kari Liimo (Sr.) vs. Saint Francis, 02/01/1969	13
3	Bob Quinney (Sr.) vs. Creighton, 12/28/1964	12
	Michael Smith (So.) vs. Pittsburg, 12/23/1986	12
5	Paul Ruffner (Sr.) vs. UTEP, 01/31/1970	11
	Matt Carlino (Jr.) vs. Portland, 02/22/2014	11
7	Marty Lythgoe (So.) at St. John's, 12/30/1966	10
	Matt Carlino (Jr.) at Portland, 01/23/2014	10

FIELD GOALS ATTEMPTED

Rk	Name vs. Opponent, Date	FGA
1	Kari Liimo (Sr.) vs. Saint Francis, 02/01/1969	23
	Matt Carlino (Jr.) at Portland, 01/23/2014	23
3	Kari Liimo (Sr.) vs. Arizona State, 02/13/1969	21
	Alan Taylor (Fr.) at Arizona, 01/22/1977	21
5	Kari Liimo (Sr.) at Arizona State, 01/25/1969	19
	Paul Ruffner (Sr.) vs. UTEP, 01/31/1970	19

FIELD GOAL PERCENTAGE*

Rk	Name, Year	FG	FGA	Pct
1	Jared Jensen (Sr.) at New Mexico, 02/19/2005	9	10	.900
2	Neil Roberts (So.) vs. Santa Clara, 12/18/1964	8	10	.800
	Gary Trost (So.) vs. San Diego State, 02/07/1991	8	10	.800
	Russell Larson (Fr.) at Utah State, 11/26/1991	8	10	.800
	Jimmy Balderson (Fr.) vs. Fort Lewis, 12/12/2001	8	10	.800
6	Kari Liimo (Sr.) vs. Arizona, 02/15/1969	14	18	.778
7	Jarkko Ahlbom (Jr.) at San Diego State, 12/13/1991	9	12	.750
	Jonathan Tavernari (Sr.) at TCU, 03/06/2010	9	12	.750
9	Jim Eakins (Sr.) at Wyoming, 01/18/1968	8	11	.727
	Russell Larson (Fr.) vs. Utah State, 12/13/1991	8	11	.727
	Keena Young (Jr.) at Air Force, 01/05/2006	8	11	.727
	James Anderson (Fr.) vs. Colorado State, 02/11/2009	8	11	.727
	Charles Abouo (So.) at TCU, 03/06/2010	8	11	.727

*Minimum 10 Field Goal Attempts

3-POINT FIELD GOALS MADE

Rk	Name vs. Opponent, Date	3FG
1	Mike Rose (Fr.) vs. Southern Utah, 11/21/2003	8
	Mike Rose (Sr.) vs. UNLV, 02/03/2007	8
	Matt Carlino (Jr.) vs. Portland, 02/22/2014	8
4	Danny Bower (Jr.) vs. Ohio State, 12/30/1997	7
	Zac Seljaas (Fr.) vs. Central Michigan, 12/18/2015	7
6	Brian Hamilton (Jr.) vs. Oregon, 11/21/1997	6
	Mike Rose (So.) vs. Boise State, 12/08/2004	6
	Jonathan Tavernari (Fr.) vs. TCU, 01/10/2007	6
	Jackson Emery (Sr.) vs. UTEP, 12/23/2010	6
	Anson Winder (Fr.) vs. Buffalo, 12/20/2011	6
	Matt Carlino (Jr.) at Pacific, 02/13/2014	6
	Zac Seljaas (Fr.) vs. San Francisco, 01/09/2016	6

3-POINT FIELD GOALS ATTEMPTED

Rk	Name vs. Opponent, Date	3FGA
1	Danny Bower (Jr.) vs. Ohio State, 12/30/1997	14
2	Nick Sanderson (Jr.) vs. Louisiana State, 03/19/1992	13
	Danny Bower (Jr.) vs. Utah, 01/22/1998	13
	Mike Rose (Sr.) vs. Southern Utah, 11/21/2003	13
	Matt Carlino (Jr.) vs. Portland, 02/22/2014	13
6	Mark Heslop (Jr.) vs. Wyoming, 01/26/1991	11
	Matt Carlino (Jr.) at Pacific, 02/13/2014	11

3-POINT FIELD GOAL PERCENTAGE*

Rk	Name, Year	3FG	3FGA	Pct
1	Jonathan Tavernari (Fr.) vs. TCU, 01/10/2007	6	7	.857
	Anson Winder (Fr.) vs. Buffalo, 12/20/2011	6	7	.857
3	Nick Sanderson (Jr.) vs. McNeese State, 12/19/1991	5	6	.833
	Mike Rose (Sr.) vs. Xavier, 03/15/2007	5	6	.833
5	Nick Sanderson (Jr.) at James Madison, 12/07/1991	4	5	.800
	Todd Christensen (Jr.) at Florida Int'l, 12/23/1999	4	5	.800
	Mike Rose (Fr.) vs. Western Oregon, 12/10/2003	4	5	.800
	Mike Rose (Sr.) vs. UNLV, 02/03/2007	8	10	.800
	Jimmer Fredette (Fr.) vs. Hartford, 11/20/2007	4	5	.800
	Shyler Halford (Sr.) at Portland, 02/26/2015	4	5	.800

*Minimum 5 3-Point Field Goal Attempts

FREE THROWS MADE

Rk	Name vs. Opponent, Date	FT
1	Steve Schreiner (Sr.) vs. Tulsa, 12/22/1990	13
	Russell Larson (Fr.) vs. Utah State, 12/13/1991	13
3	Michael Smith (So.) at Santa Clara, 12/30/1986	12
4	Jim Eakins (Jr.) vs. Loyola, 12/20/1966	11
	Kari Liimo (So.) at Arizona State, 01/14/1967	11
	Stephen Rogers (So.) vs. Fresno Pacific, 01/01/2011	11
7	Gary Dahlman (So.) at La Salle, 12/26/1962	10
	Tom Gnetting (Jr.) vs. Weber State, 12/28/1985	10

FREE THROWS ATTEMPTED

Rk	Name vs. Opponent, Date	FTA
1	Russell Larson (Fr.) vs. Utah State, 12/13/1991	15
2	Jim Eakins (Jr.) vs. Loyola, 12/20/1966	14
	Steve Schreiner (Sr.) vs. Tulsa, 12/22/1990	14
4	Kari Liimo (Sr.) vs. Wyoming, 03/05/1969	13
	Robbie Reid (Fr.) at Air Force, 02/17/1994	13

FREE THROWS MADE, NO MISSES

Rk	Name vs. Opponent, Date	FT
1	Michael Smith (So.) at Santa Clara, 12/30/1986	12
2	Kari Liimo (So.) at Arizona State, 01/14/1967	11
	Stephen Rogers (So.) vs. Fresno Pacific, 01/01/2011	11
4	Gary Trost (So.) vs. Hawaii, 03/08/1991	9
	Brian Dignan (Jr.) vs. Weber State, 12/12/1997	9

REBOUNDS

Rk	Name vs. Opponent, Date	Reb
1	Kari Liimo (Sr.) vs. Saint Francis, 02/01/1969	19
2	Jim Eakins (Jr.) vs. Wyoming, 01/20/1967	17
	Jim Eakins (Sr.) vs. Arizona, 01/12/1968	17
	Brett Applegate (Jr.) vs. San Diego State, 01/14/1983	17
5	Jim Eakins (So.) vs. St. Bonaventure, 12/29/1965	16
	Jim Eakins (Jr.) vs. Loyola, 12/20/1966	16
7	Jared Miller (Sr.) at Wyoming, 01/30/1993	15
	Yoeli Childs (Fr.) vs. Coppin State, 11/17/2016	15

OFFENSIVE REBOUNDS

Rk	Name vs. Opponent, Date	OReb
1	Jared Miller (Sr.) vs. New Mexico, 03/12/1993	9
2	Russell Larson (Fr.) at Utah State, 11/26/1991	7
3	Steve Schreiner (Sr.) vs. Tulsa, 12/22/1990	6
	Gary Trost (So.) vs. San Diego State, 02/07/1991	6
	Jared Miller (Sr.) at Fresno State, 01/14/1993	6
	Jarkko Ahlbom (Jr.) at San Diego State, 11/14/1997	6
	Bret Jepsen (So.) at UTEP, 02/28/1998	6
	Silester Rivers (Sr.) at Denver, 12/04/1999	6
	Gavin MacGregor (Sr.) at New Mexico, 01/17/2009	6
	Nate Austin (Fr.) vs. Pepperdine, 02/11/2012	6
	Nate Austin (So.) vs. Florida State, 11/16/2012	6

ASSISTS

Rk	Name vs. Opponent, Date	Ast
1	Scott Sinek (Sr.) vs. Utah State, 12/26/1981	13
2	Shawn Opunuii (Fr.) vs. Fort Lewis, 12/12/2001	10
	Terry Nashif (So.) at USC, 12/04/2004	10
	Mike Maxwell (Jr.) at Wyoming, 01/09/1982	10
	Brian Dignan (Sr.) vs. Weber State, 12/12/1997	10
	Matt Montague (Sr.) vs. Southern Illinois, 03/20/2000	10

MINUTES PLAYED

Rk	Name vs. Opponent, Date	Min
1	Matt Carlino (Jr.) at Portland, 01/23/2014	44
2	Bret Jepsen (So.) at UTEP, 02/28/1998	43
3	Scott Ruma (Jr.) at Rhode Island, 12/14/1978	40
4	Gary Trost (So.) vs. Utah, 03/09/1991	38

BLOCKS


Rk	Name vs. Opponent, Date	Blk
1	James Anderson (Fr.) vs. Boise State, 12/10/2008	5
	James Anderson (Jr.) vs. San Diego State, 01/26/2011	5
	Russell Larson (So.) at Utah State, 12/04/1992	5
4	Greg Kite (Fr.) at Colorado State, 02/21/1980	4
	Greg Kite (Jr.) vs. Utah, 01/15/1982	4
	Greg Kite (Sr.) at UTEP, 02/26/1983	4
	Mike Rose (Fr.) vs. Western Oregon, 12/10/2003	4
	Russell Larson (Fr.) vs. Wyoming, 01/16/1992	4
	John Hawkins (Jr.) vs. Denver, 12/01/1998	4
	Chris Miles (Fr.) vs. Colorado State, 02/14/2005	4
	Vuk Ivanovic (Jr.) vs. Seton Hall, 12/30/2006	4

STEALS

Rk	Name vs. Opponent, Date	Stl
1	Matt Carlino (Jr.) at Portland, 01/23/2014	7
2	Marty Perry (Jr.) vs. Oregon, 12/21/1983	6
	Jackson Emery (Sr.) vs. UTEP, 12/23/2010	6
4	Rashan Broadus (Jr.) vs. TCU, 01/25/2006	5
	Anson Winder (Sr.) at Portland, 02/26/2015	5



Jonathan Tavernari



Kari Liimo

BYU DEBUT RECORDS

POINTS SCORED

Rk	Name vs. Opponent, Date	Pts
1	Bryon Ruffner (Jr.) vs. Boise State, 11/25/1995	28
2	Mike Gardner (So.) at Oregon, 11/30/1962	26
3	Mike Rose (Fr.) vs. Southern Utah, 11/21/2003	26
4	Paul Ruffner (Fr.) vs. USC, 11/30/1968	25
5	Shawn Bradley (Fr.) vs. East Tennessee State, 11/14/1990	23
6	Trent Whiting (Sr.) vs. Utah State, 12/16/2000	22
7	Russell Larson (Fr.) at Utah State, 11/26/1991	21
8	Scott Warner (So.) at Denver, 12/02/1967	21
9	TJ Haws (Fr.) vs. Princeton, 11/14/2016	20
10	Matt Carlino (Fr.) vs. Baylor, 12/17/2011	18
11	Gary Batiste (Jr.) vs. Texas, 11/29/1974	17
	Kyle Davis (Jr.) vs. Utah Valley, 11/13/2015	17
	Chase Fischer (Jr.) vs. Long Beach State, 11/14/2014	17
	Averian Parrish (Jr.) vs. Washington State, 11/30/1985	17

FIELD GOALS MADE

Rk	Name vs. Opponent, Date	FG
1	Paul Ruffner (Jr.) vs. USC, 11/30/1968	12
2	Bryon Ruffner (Jr.) vs. Boise State, 11/25/1995	11
3	Mike Gardner (So.) at Oregon, 11/30/1962	11
4	Mike Rose (Fr.) vs. Southern Utah, 11/21/2003	9
5	Scott Warner (So.) at Denver, 12/02/1967	9
6	Shawn Bradley (Fr.) vs. East Tennessee State, 11/14/1990	8
7	Russell Larson (Fr.) at Utah State, 11/26/1991	8
8	Trent Whiting (Sr.) vs. Utah State, 12/16/2000	7
	Matt Carlino (Fr.) vs. Baylor, 12/17/2011	7
	Averian Parrish (Jr.) vs. Washington State, 11/30/1985	7
	Mike Hall (Jr.) vs. Southern Utah, 11/21/2003	7
	Keith Rice (Jr.) at UCLA, 11/26/1977	7

FIELD GOALS ATTEMPTED

Rk	Name vs. Opponent, Date	FGA
1	Paul Ruffner (Jr.) vs. USC, 11/30/1968	22
2	Bryon Ruffner (Jr.) vs. Boise State, 11/25/1995	21
3	Danny Ange (Fr.) at UCLA, 11/26/1977	19
4	Scott Warner (So.) at Denver, 12/02/1967	18
5	Mike Rose (Fr.) vs. Southern Utah, 11/21/2003	16
6	Shawn Bradley (Fr.) vs. East Tennessee State, 11/14/1990	15
	Averian Parrish (Jr.) vs. Washington State, 11/30/1985	15
	Gary Batiste (Jr.) vs. Texas, 11/29/1974	15
9	Matt Carlino (Fr.) vs. Baylor, 12/17/2011	14
	Marty Lythgoe (So.) vs. New Mexico, 12/02/1966	14
	Kevin Nixon (Jr.) at Utah State, 11/26/1991	14
	Michael Smith (Fr.) at Utah State, 11/26/1983	14

FIELD GOAL PERCENTAGE*

Rk	Name, Year	FG	FGAPct
1	Nacob Chrisman (Fr.) vs. Elon, 11/21/2000	5	5 1,000
2	Mike Hall (Jr.) vs. Southern Utah, 11/21/2003	7	8 .875
3	Mike Gardner (So.) at Oregon, 11/30/1962	11	13 .846
4	Russell Larson (Fr.) at Utah State, 11/26/1991	8	10 .800
5	Trent Whiting (Sr.) vs. Utah State, 12/16/2000	7	11 .636
6	Verne Thompson (Jr.) at Pacific, 12/04/1975	5	8 .625
7	Mike Rose (Fr.) vs. Southern Utah, 11/21/2003	9	16 .563
8	Craig Wilcox (Jr.) at Arizona State, 11/27/1993	5	9 .556
9	Paul Ruffner (Jr.) vs. USC, 11/30/1968	12	22 .545
10	Keith Rice (Jr.) at UCLA, 11/26/1977	7	13 .538

*Minimum 5 Field Goals Made

3-POINT FIELD GOALS MADE

Rk	Name vs. Opponent, Date	3FG
1	Mike Rose (Fr.) vs. Southern Utah, 11/21/2003	8
2	Trent Whiting (Sr.) vs. Utah State, 12/16/2000	4
	Matt Carlino (Fr.) vs. Baylor, 12/17/2011	4
	Chase Fischer (Jr.) vs. Long Beach State, 11/14/2014	4
5	Jimmer Fredette (Fr.) at Long Beach State, 11/10/2007	3
	TJ Haws (Fr.) vs. Princeton, 11/14/2016	3
7	Bryon Ruffner (Jr.) vs. Boise State, 11/25/1995	2
	Daniel Bobik (Fr.) vs. Elon, 11/21/2000	2
	Terrell Lyday (Jr.) vs. UC Riverside, 11/20/1999	2
	Nick Sanderson (Jr.) at Utah State, 11/26/1991	2
	Ricky Bower (Jr.) vs. Toledo, 11/22/2002	2
	Danny Bower (Jr.) at San Diego State, 11/14/1997	2
	Fernando Malaman (Jr.) vs. Loyola Marymount, 11/18/2005	2

3-POINT FIELD GOALS ATTEMPTED

Rk	Name vs. Opponent, Date	3FGA
1	Mike Rose (Fr.) vs. Southern Utah, 11/21/2003	13
2	Matt Carlino (Fr.) vs. Baylor, 12/17/2011	8
	Chase Fischer (Jr.) vs. Long Beach State, 11/14/2014	8
4	Trent Whiting (Sr.) vs. Utah State, 12/16/2000	7
5	Jimmer Fredette (Fr.) at Long Beach State, 11/10/2007	6
	Daniel Bobik (Fr.) vs. Elon, 11/21/2000	6
	TJ Haws (Fr.) vs. Princeton, 11/14/2016	6
8	Terrell Lyday (Jr.) vs. UC Riverside, 11/20/1999	5
	Jared Peterson (Jr.) at San Diego State, 11/14/1997	5

3-POINT FIELD GOAL PERCENTAGE*

Rk	Name, Year	3FG	3FGA	Pct
1	Ricky Bower (Jr.) vs. Toledo, 11/22/2002	2	2	1.000
2	Fernando Malaman (Jr.) vs. LMU, 11/18/2005	2	3	.667
3	Mike Rose (Fr.) vs. Southern Utah, 11/21/2003	8	13	.615
4	Trent Whiting (Sr.) vs. Utah State, 12/16/2000	4	7	.571
5	Matt Carlino (Fr.) vs. Baylor, 12/17/2011	4	8	.500
	Chase Fischer (Jr.) vs. Long Beach State, 11/14/2014	4	8	.500
	Jimmer Fredette (Fr.) at Long Beach State, 11/10/2007	3	6	.500
	TJ Haws (Fr.) vs. Princeton, 11/14/2016	3	6	.500
	Nick Sanderson (Jr.) at Utah State, 11/26/1991	2	4	.500
	Bryon Ruffner (Jr.) vs. Boise State, 11/25/1995	2	4	.500

*Minimum 2 3-Point Field Goals Made

FREE THROWS MADE

Rk	Name vs. Opponent, Date	FT
1	Bernie Fryer (Jr.) vs. Stanford, 12/04/1970	10
2	Ron Sellaize (Jr.) at California, 12/22/1997	8
3	Shawn Bradley (Fr.) vs. East Tennessee State, 11/14/1990	7
	TJ Haws (Fr.) vs. Princeton, 11/14/2016	7
5	Isaac Neilson (Fr.) vs. Long Beach State, 11/14/2014	6
	Nathan Cooper (Fr.) vs. Boise State, 11/25/1995	6
7	Chase Fischer (Jr.) vs. Long Beach State, 11/14/2014	5
	Ryan Cuff (Fr.) vs. Arizona State, 12/01/1992	5
	Russell Larson (Fr.) at Utah State, 11/26/1991	5
	Gary Batiste (Jr.) vs. Texas, 11/29/1974	5
	Brian Ambrozich (Jr.) vs. Kansas State, 12/03/1971	5
	Jacob Chrisman (Fr.) vs. Elon, 11/21/2000	5
	Phil Tollestrup (So.) vs. California, 12/05/1969	5

FREE THROWS ATTEMPTED

Rk	Name vs. Opponent, Date	FTA
1	Bernie Fryer (Jr.) vs. Stanford, 12/04/1970	16
2	Shawn Bradley (Fr.) at California, 12/22/1997	10
3	Ron Sellaize (Jr.) vs. East Tennessee State, 11/14/1990	9
	Kyle Davis (Jr.) vs. Long Beach State, 11/14/2014	9
5	Brian Ambrozich (Jr.) vs. Boise State, 11/25/1995	8
	TJ Haws (Fr.) vs. Princeton, 11/14/2016	8
7	Isaac Neilson (Fr.) vs. Long Beach State, 11/14/2014	7
	Russell Larson (Fr.) vs. Arizona State, 12/01/1992	7
	Bryon Ruffner (Jr.) at Utah State, 11/26/1991	7
	Mekell Wesley (Fr.) vs. Texas, 11/29/1974	7

FREE THROWS MADE, NO MISSES

Rk	Name vs. Opponent, Date	FT
1	Nathan Cooper (Fr.) vs. Boise State, 11/25/1995	6
2	Chase Fischer (Jr.) vs. Long Beach State, 11/14/2014	5
3	Ricky Bower (Jr.) vs. Toledo, 11/22/2002	4
	Trent Whiting (Sr.) vs. Utah State, 12/16/2000	4
	Nick Sanderson (Jr.) at Utah State, 11/26/1991	4
	Daniel Bobik (Fr.) vs. Elon, 11/21/2000	4
	Larry Delaitre (Jr.) vs. California, 12/05/1969	4
	Andy Toolson (Fr.) vs. La Salle, 11/30/1984	4
	Mike Bering (Fr.) at New Mexico State, 12/07/1973	4

REBOUNDS

Rk	Name vs. Opponent, Date	Reb
1	Kyle Davis (Jr.) vs. Utah Valley, 11/13/2015	20
2	Paul Ruffner (Jr.) vs. USC, 11/30/1968	16
3	Shawn Bradley (Fr.) vs. East Tennessee State, 11/14/1990	14
4	Russell Larson (Fr.) at Utah State, 11/26/1991	12
	John Fairchild (Jr.) at UCLA, 12/06/1963	12
6	Brian Ambrozich (Jr.) vs. Kansas State, 12/03/1971	11
	Michael Smith (Fr.) at Utah State, 11/26/1983	11
8	Keena Young (So.) vs. North Carolina, 11/22/2004	10
	Bryon Ruffner (Jr.) vs. Boise State, 11/25/1995	10
	Mark Handy (Fr.) vs. Weber State, 11/30/1973	10
	Keith Rice (Jr.) at UCLA, 11/26/1977	10

OFFENSIVE REBOUNDS

Rk	Name vs. Opponent, Date	OReb
1	Russell Larson (Fr.) at Utah State, 11/26/1991	7
2	Bryon Ruffner (Jr.) vs. Boise State, 11/25/1995	6
3	Keena Young (So.) vs. North Carolina, 11/22/2004	5
	Mike Hall (Jr.) vs. Southern Utah, 11/21/2003	5
5	Nathan Cooper (Fr.) vs. Boise State, 11/25/1995	4

ASSISTS

Rk	Name vs. Opponent, Date	Ast
1	Mike May (Jr.) vs. Idaho State, 11/26/1976	10
2	Averian Parrish (Jr.) vs. Washington State, 11/30/1985	9
3	Brian Dignan (Jr.) at San Diego State, 11/14/1997	8
4	Ryan Cuff (Fr.) vs. Arizona State, 12/01/1992	7
5	Mike Rose (Fr.) vs. Southern Utah, 11/21/2003	6
6	Fred Roberts (Fr.) vs. Hawaii, 11/24/1978	5
	Gary Batiste (Jr.) vs. Texas, 11/29/1974	5
	Chase Fischer (Jr.) vs. Long Beach State, 11/14/2014	5
	Matt Montague (Fr.) vs. Cal-St Fullerton, 11/22/1996	5

MINUTES PLAYED

Rk	Name vs. Opponent, Date	Min
1	Keith Rice (Jr.) vs. UC Riverside, 11/20/1999	40
2	Kevin Santiago (Jr.) at UCLA, 11/26/1977	40
3	Danny Ange (Fr.) vs. Northeastern, 11/25/1988	39
	Trent Whiting (Sr.) vs. UCLA, 11/26/1977	39
5	Bryon Ruffner (Jr.) vs. Utah State, 12/16/2000	38

BLOCKS


Rk	Name vs. Opponent, Date	Blk
1	Shawn Bradley (Fr.) vs. East Tennessee State, 11/14/1990	5
2	Russell Larson (Fr.) at Utah State, 11/26/1991	3
	Eric Mika (Fr.) vs. Weber State, 11/08/2013	3
4	Kyle Davis (Jr.) vs. Utah Valley, 11/13/2015	2
	Fred Roberts (Fr.) vs. Hawaii, 11/24/1978	2
	Gavin MacGregor (So.) vs. Portland, 11/22/2006	2

STEALS

Rk	Name vs. Opponent, Date	Stl
1	Brian Hamilton (Jr.) at San Diego State, 11/14/1997	5
2	Scott Runia (Jr.) vs. Idaho State, 11/26/1976	3
	TJ Haws (Fr.) vs. Princeton, 11/14/2016	3
4	Bryon Ruffner (Jr.) vs. Boise State, 11/25/1995	2
	Rashaun Broadus (Jr.) vs. Loyola Marymount, 11/18/2005	2
	Todd Crow (Jr.) vs. Siena, 11/24/1989	2
	Kevin Woodberry (Jr.) vs. Toledo, 11/22/2002	2
	Mike May (Jr.) vs. Idaho State, 11/26/1976	2
	Nathan Cooper (Fr.) vs. Boise State, 11/25/1995	2
	Mike Hall (Jr.) vs. Southern Utah, 11/21/2003	2
	Kyle Collinsworth (Fr.) vs. Fresno State, 11/12/2010	2
	Brett Applegate (Jr.) vs. UCLA, 11/26/1982	2
	David Wolfe (Fr.) vs. Central Connecticut, 01/02/1988	2



Mike Rose



Paul Ruffner

YEAR-BY-YEAR ATTENDANCE RANKINGS

Season	Total Games	W	L	Total Attendance	Average Attendance	National Rank
2016-17	18	14	4	260,569	14,476	14
2015-16	18	16	2	264,588	14,699	14
2014-15	16	13	3	258,002	16,125	9
2013-14	15	14	1	238,131	15,875	11
2012-13	18	15	3	287,750	15,986	13
2011-12	16	13	3	246,777	15,424	12
2010-11	14	13	1	261,989	18,714	6
2009-10	16	15	1	224,460	14,029	17
2008-09	16	14	2	214,134	13,383	24
2007-08	16	16	0	216,295	13,518	21
2006-07	17	17	0	205,243	12,073	30
2005-06	15	14	1	166,037	11,069	30
2004-05	14	6	8	148,860	10,633	34
2003-04	13	13	0	198,906	15,300	11
2002-03	14	13	1	202,556	14,468	17
2001-02	16	16	0	213,952	13,372	21
2000-01	15	15	0	235,575	15,705	11
1999-00	16	14	2	247,120	15,445	13
1998-99	14	9	5	194,810	13,915	20
1997-98	14	4	10	170,901	12,207	26
1996-97	14	1	13	236,523	16,895	7
1995-96	15	11	4	269,730	17,961	6
1994-95	14	14	0	263,730	18,838	5
1993-94	16	14	2	301,995	18,875	6
1992-93	14	13	1	286,596	20,471	3
1991-92	15	14	1	264,869	17,658	5
1990-91	16	10	6	279,660	17,479	6
1989-90	15	15	0	286,779	19,119	5
1988-89	15	10	5	272,235	18,149	6
1987-88	18	16	2	363,602	20,200	5
1986-87	14	10	4	265,140	18,939	4
1985-86	16	12	4	265,158	16,572	5
1984-85	14	9	5	213,628	15,259	7
1983-84	15	14	1	321,714	21,448	3
1982-83	15	9	6	304,137	20,276	3
1981-82	16	11	5	339,586	21,224	2
1980-81	13	13	0	292,580	22,505	2
1979-80	14	12	2	300,713	21,479	2
1978-79	14	14	0	277,020	19,787	2
1977-78	13	9	4	223,216	17,171	3
1976-77	12	6	6	174,588	14,632	4
1975-76	12	7	5	168,136	14,011	3
1974-75	15	9	6	185,940	12,396	9
1973-74	10	6	4	162,510	16,251	1
1972-73	14	11	3	263,523	18,283	1
1971-72	12	12	0	261,815	21,818	1
Totals	682	546	136	11,301,778	16,572	



The Marriott Center in 1971



The Marriott Center in 2016

YEAR-BY-YEAR LEADERS

POINTS PER GAME

Season	Player	Yr	G	Pts	Avg
2016-17	Eric Mika	So.	34	691	20.3
2015-16	Chase Fischer	Sr.	37	673	18.2
2014-15	Tyler Haws	Sr.	35	776	22.2
2013-14	Tyler Haws	Jr.	33	767	23.2
2012-13	Tyler Haws	So.	36	780	21.7
2011-12	Noah Hartscock	Sr.	34	572	16.8
2010-11	Jimmer Fredette	Sr.	37	1068	28.9
2009-10	Jimmer Fredette	Jr.	34	751	22.1
2008-09	Lee Cummond	Sr.	33	556	16.8
2007-08	Lee Cummond	Jr.	35	552	15.8
2006-07	Keena Young	Sr.	34	590	17.4
2005-06	Trent Plaisted	Fr.	29	394	13.6
2004-05	Mike Hall	Sr.	30	416	13.9
2003-04	Rafael Araujo	Sr.	30	552	18.4
2002-03	Travis Hansen	Sr.	32	537	16.8
2001-02	Travis Hansen	Jr.	30	469	15.6
2000-01	Mekeil Wesley	Sr.	33	569	17.2
1999-00	Terrell Lyday	Jr.	33	565	17.1
1998-99	Mark Bigelow	Fr.	28	419	15.0
1997-98	Ron Sellaeze	Jr.	21	352	16.8
1996-97	Jeff Campbell	Sr.	25	383	15.3
1995-96	Kenneth Roberts	Sr.	28	539	19.3
1994-95	Russell Larson	Sr.	32	573	17.9
1993-94	Russell Larson	Jr.	32	637	19.9
1992-93	Gary Trost	Sr.	34	516	15.2
1991-92	Gary Trost	Jr.	31	441	14.2
1990-91	Shawn Bradley	Fr.	34	503	14.8
1989-90	Marty Haws	Sr.	30	556	18.5
1988-89	Michael Smith	Sr.	29	765	26.4
1987-88	Michael Smith	Jr.	32	679	21.2
1986-87	Michael Smith	So.	32	643	20.1
1985-86	Jeff Chatman	So.	32	559	17.5
1984-85	Timo Saarelaenen	Sr.	29	639	22.0
1983-84	Devin Durrant	Sr.	31	866	27.9
1982-83	Devin Durrant	Jr.	29	662	22.8
1981-82	Fred Roberts	Sr.	30	466	15.5
1980-81	Danny Ainge	Sr.	32	782	24.4
1979-80	Danny Ainge	Jr.	29	555	19.1
1978-79	Danny Ainge	So.	29	498	18.4
1977-78	Danny Ainge	Fr.	30	632	21.1
1976-77	Jay Cheesman	Sr.	27	429	15.9
1975-76	Jay Cheesman	Jr.	25	441	17.6
1974-75	Brian Frishman	Jr.	23	354	15.4
1973-74	Doug Richards	Sr.	26	527	20.3
1972-73	Kresimir Cosic	Sr.	26	524	20.2
1971-72	Kresimir Cosic	Jr.	26	581	22.3
1970-71	Bernie Fryer	Jr.	29	558	19.2
1969-70	Doug Howard	Sr.	26	472	18.2
1968-69	Doug Howard	Jr.	28	430	15.4
1967-68	Kari Lumo	Jr.	24	410	17.0
1966-67	Craig Raymond	Sr.	24	342	14.2
1965-66	Dick Nemelka	Sr.	25	599	24.0
1964-65	John Fairchild	Sr.	28	602	21.5
1963-64	John Fairchild	Jr.	25	507	20.3
1962-63	Bruce Burton	Sr.	26	445	17.1
1961-62	Bob Skousen	Jr.	24	363	15.9
1960-61	Gary Earnest	Sr.	26	429	16.5
1959-60	Dave Eastis	Jr.	24	483	20.1
1958-59	Bob Skousen	So.	26	462	17.7
1957-58	John Nicoll	Jr.	26	463	17.8
1956-57	John Benson	Sr.	28	516	18.4
1955-56	Terry Tebbs	Sr.	26	506	19.5
1954-55	Herschel Pedersen	Jr.	26	421	16.1
1953-54	Dean Larsen	Sr.	28	426	15.2
1952-53	Joe Richey	Sr.	29	525	17.5
1951-52	Joe Richey	Jr.	24	352	14.6
1950-51	Roland Minson	Sr.	37	619	16.7
1949-50	Joe Nelson	Sr.	31	420	14.5

INDIVIDUAL RECORDS

Points Scored

Game: 52

Jimmer Fredette vs. New Mexico, 03/11/2011

Season: 1,068

Jimmer Fredette (2010-11)

Career: 2,720

Tyler Haws (2009-10, 12-15)

Highest Scoring Average

Season (Minimum 20 games played): 28.9

Jimmer Fredette, 2010-11

Career (Minimum 50 games played): 20.92

John Fairchild, 1963-65

REBOUNDS PER GAME

Season	Player	Yr	G	Reb	Avg
2016-17	Eric Mika	So.	34	312	9.2
2015-16	Kyle Collinsworth	Sr.	37	303	8.2
2014-15	Kyle Collinsworth	Jr.	33	286	8.7
2013-14	Kyle Collinsworth	So.	34	275	8.1
2012-13	Brandon Davies	Sr.	36	287	8.0
2011-12	Brandon Davies	Jr.	35	269	7.7
2010-11	Noah Hartscock	Sr.	37	220	5.9
2009-10	Noah Hartscock	Jr.	36	184	5.1
2008-09	Jonathan Tavemari	Jr.	33	239	7.2
2007-08	Trent Plaisted	Jr.	35	269	7.7
2006-07	Keena Young	Sr.	34	223	6.6
2005-06	Trent Plaisted	Fr.	29	199	6.9
2004-05	Keena Young	So.	25	140	5.6
2003-04	Rafael Araujo	Sr.	30	303	10.1
2002-03	Rafael Araujo	Jr.	32	286	8.9
2001-02	Travis Hansen	Sr.	30	187	6.2
2000-01	Mekeil Wesley	Sr.	33	181	5.5
1999-00	Mekeil Wesley	Jr.	33	192	5.8
1998-99	Mark Bigelow	Fr.	28	175	6.3
1997-98	Ron Sellaeze	Jr.	21	146	7.0
1996-97	Justin Weidauer	Sr.	29	158	8.3
1995-96	Justin Weidauer	So.	28	204	7.3
1994-95	Russell Larson	Sr.	32	222	6.9
1993-94	Russell Larson	Jr.	32	292	9.1
1992-93	Gary Trost	Sr.	34	236	6.9
1991-92	Gary Trost	Jr.	31	203	6.3
1990-91	Shawn Bradley	Fr.	34	262	7.7
1989-90	Andy Toolson	Sr.	30	198	6.6
1988-89	Michael Smith	Sr.	29	248	8.6
1987-88	Michael Smith	Jr.	32	248	7.8
1986-87	Michael Smith	So.	32	273	8.5
1985-86	Tom Gneiting	Jr.	31	230	7.4
1984-85	Alan Pollard	Fr.	29	189	6.5
1983-84	Brett Applegate	Sr.	31	352	11.4
1982-83	Greg Kite	Sr.	29	255	8.8
1981-82	Steve Trumbo	Jr.	29	335	11.5
1980-81	Steve Trumbo	So.	32	342	10.7
1979-80	Alan Taylor	Sr.	29	317	10.9
1978-79	Alan Taylor	Sr.	29	266	9.5
1977-78	Alan Taylor	So.	29	246	8.5
1976-77	Jay Cheesman	Sr.	27	225	8.3
1975-76	Jay Cheesman	Jr.	25	233	9.3
1974-75	Mark Handy	So.	26	236	9.1
1973-74	Mark Handy	Fr.	26	227	8.7
1972-73	Kresimir Cosic	Sr.	26	246	9.5
1971-72	Kresimir Cosic	Jr.	26	332	12.8
1970-71	Kresimir Cosic	So.	27	341	12.6
1969-70	Paul Ruffner	Sr.	26	254	9.8
1968-69	Paul Ruffner	Jr.	28	268	9.6
1967-68	Jim Eakins	Jr.	23	252	10.1
1966-67	Craig Raymond	Sr.	24	183	7.6
1965-66	Craig Raymond	Jr.	25	247	9.9
1964-65	John Fairchild	Sr.	28	348	12.4
1963-64	John Fairchild	Jr.	25	330	13.2
1962-63	Bruce Burton	Sr.	26	271	10.4
1961-62	Bruce Burton	Jr.	26	271	10.4
1960-61	Dave Eastis	Sr.	26	243	9.3
1959-60	Dave Eastis	Jr.	24	245	10.2
1958-59	Bob Skousen	So.	26	239	9.2
1957-58	John Nicoll	Jr.	26	307	11.8
1956-57	John Benson	Sr.	28	317	11.3
1955-56	Herschel Pedersen	Sr.	26	314	12.1
1954-55	Herschel Pedersen	Jr.	26	293	11.3
1953-54	Nick Matejan	Jr.	26	276	10.6
1952-53	Joe Richey	So.	30	292	9.7
1951-52	Joe Richey	Jr.	24	167	7.0
1950-51	Mel Hutchins	Sr.	37	471	12.7

INDIVIDUAL RECORDS

Most Rebounds

Game: 27

Scott Warner at Texas Tech, 12/18/1969

Season: 471

Mel Hutchins, 1950-51

Career: 1,047

Kyle Collinsworth, 2010-11, 13-16

Highest Rebounding Average

Season (Minimum 20 games played): 13.2

John Fairchild, 1963-64

Career (Minimum 50 games played): 12.8

John Fairchild, 1963-65

ASSISTS PER GAME

Season	Player	Yr	G	Ast	Avg
2016-17	L.J. Rose	Sr.	25	117	4.7
2015-16	Kyle Collinsworth	Sr.	37	275	7.4
2014-15	Kyle Collinsworth	Jr.	33	197	6.0
2013-14	Kyle Collinsworth	So.	34	156	4.6
2012-13	Matt Carino	So.	36	171	4.7
2011-12	Matt Carino	Fr.	25	115	4.6
2010-11	Jimmer Fredette	Sr.	37	160	4.3
2009-10	Jimmer Fredette	Jr.	34	159	4.7
2008-09	Jimmer Fredette	So.	33	135	4.1
2007-08	Ben Murdoch	Sr.	35	125	3.6
2006-07	Austin Ainge	Sr.	34	150	4.4
2005-06	Rashaun Broadus	Jr.	28	104	3.6
2004-05	Austin Ainge	So.	30	130	4.1
2003-04	Luiz Lemes	Sr.	30	136	4.5
2002-03	Kevin Woodberry	Jr.	32	80	2.5
2001-02	Matt Montague	Sr.	30	217	7.2
2000-01	Matt Montague	Jr.	33	97	2.9
1999-00	Matt Montague	So.	33	125	3.8
1998-99	Michael Vranes	Fr.	28	80	2.9
1997-98	Brian Dignan	Jr.	27	109	4.0
1996-97	Matt Montague	Jr.	26	131	5.0
1995-96	Randy Reid	Sr.	28	142	5.1
1994-95	Robbie Reid	So.	32	157	4.9
1993-94	Randy Reid	So.	32	87	2.7
1992-93	Randy Reid	Fr.	34	141	4.1
1991-92	Nathan Call	Sr.	32	204	6.4
1990-91	Nathan Call	Jr.	34	164	4.8
1989-90	Marty Haws	So.	30	123	4.1
1988-89	Marty Haws	Jr.	29	149	5.1
1987-88	Brian Taylor	Sr.	32	151	4.7
1986-87	Brian Taylor	Jr.	32	118	3.7
1985-86	Bob Capener	Jr.	32	104	3.3
1984-85	Marty Perry	Sr.	27	114	4.2
1983-84	Chris Nikchevich	So.	30	117	3.9
1982-83	Marty Perry	So.	27	91	3.4
1981-82	Scott Sinek	Fr.	30	100	3.3
1980-81	Danny Ainge	Sr.	32	127	4.0
1979-80	Danny Ainge	Jr.	29	132	4.6
1978-79	Danny Ainge	So.	29	122	4.5
1977-78	Danny Ainge	Fr.	30	158	5.3
1976-77	Mike May	Jr.	26	108	4.2
1975-76	Vern Thompson	Jr.	26	78	3.0
1951-52	Jerry Romney	Jr.	24	37	1.6
1950-51	Roland Minson	Sr.	37	99	2.7

INDIVIDUAL RECORDS

Most Assists

Game: 16

Mike May vs. Niagara, 12/11/1976

Kyle Collinsworth vs. Portland, 02/25/2016

Season: 275

Kyle Collinsworth, 2015-16

Career: 703

Kyle Collinsworth, 2010-11, 13-16

Most Assists Per Game

Season (Minimum 20 games played): 7.4

Kyle Collinsworth, 2015-16

Career (Minimum 50 games played): 5.0

Kyle Collinsworth, 2010-11, 13-16

YEAR-BY-YEAR LEADERS

BLOCKS PER GAME

Season	Player	Yr	G	Blk	Avg
2016-17	Eric Mika	So.	34	63	1.9
2015-16	Kyle Davis	Jr.	37	50	1.4
2014-15	Corbin Kaufusi	Fr.	34	34	1.0
2013-14	Nate Austin	Jr.	35	31	0.9
2012-13	Brandon Davies	Sr.	36	35	1.0
2011-12	Noah Hartsock	Sr.	34	55	1.6
2010-11	Noah Hartsock	Jr.	37	61	1.6
2009-10	Noah Hartsock	So.	36	46	1.3
2008-09	Lee Cummond	Sr.	33	30	0.9
2007-08	Lee Cummond	Jr.	35	35	1.0
2006-07	Trent Plaisted	So.	34	46	1.4
2005-06	Fernando Malaman	Jr.	29	29	1.0
2004-05	Chris Miles	Fr.	28	30	1.1
2003-04	Rafael Araujo	Sr.	30	25	0.8
2002-03	Travis Hansen	Sr.	32	20	0.6
2001-02	Eric Nielsen	Sr.	30	23	0.8
2000-01	Mekeli Wesley	Sr.	33	27	0.8
1999-00	Mekeli Wesley	Jr.	33	25	0.8
1998-99	Silester Rivers	Jr.	27	19	0.7
1997-98	Bret Jepsen	So.	27	21	0.8
1996-97	Eric Nielsen	Fr.	26	19	0.7
1995-96	Ken Roberts	Sr.	28	26	0.9
1994-95	Russell Larson	Sr.	32	44	1.4
1993-94	Russell Larson	Jr.	32	40	1.3
1992-93	Russell Larson	So.	33	41	1.2
1991-92	Russell Larson	Fr.	32	41	1.3
1990-91	Shawn Bradley	Fr.	34	177	5.2
1987-88	Jim Usevitch	Sr.	32	41	1.3
1986-87	Jeff Chatman	Jr.	32	40	1.3
1985-86	Alan Pollard	So.	31	32	1.0
1984-85	Alan Pollard	Fr.	29	30	1.0
1983-84	Jim Usevitch	So.	30	27	0.9
1982-83	Greg Kite	Sr.	29	81	2.8
1981-82	Greg Kite	Jr.	30	45	1.5
1980-81	Greg Kite	So.	32	71	2.2
1979-80	Alan Taylor	Sr.	29	52	1.8
1978-79	Alan Taylor	Jr.	28	39	1.4
1977-78	Alan Taylor	So.	29	28	1.0

INDIVIDUAL RECORDS

Most Blocks

Game: 14
Shawn Bradley vs. Eastern Kentucky, 12/07/1990

Season: 177
Shawn Bradley, 1990-91

Career: 208
Greg Kite, 1979-83

Most Blocks Per Game

Season (Minimum 20 games played): 5.2
Shawn Bradley, 1990-91

Career (Minimum 50 games played or 150 career blocks): 5.2
Shawn Bradley, 1990-91

STEALS PER GAME

Season	Player	Yr	G	Stl	Avg
2016-17	Nick Emery	So.	34	55	1.6
2015-16	Kyle Collinsworth	Sr.	37	74	2.0
2014-15	Kyle Collinsworth	Jr.	33	59	1.8
2013-14	Matt Carlino	Jr.	35	61	1.7
2012-13	Matt Carlino	So.	36	64	1.8
2011-12	Brandon Davies	Jr.	35	51	1.5
2010-11	Jackson Emery	Sr.	37	101	2.7
2009-10	Jackson Emery	Jr.	35	91	2.6
2008-09	Jimmer Fredette	So.	33	50	1.5
2007-08	Jonathan Tavarnani	So.	35	48	1.4
2006-07	Lee Cummond	So.	34	50	1.5
2005-06	Rashaun Broadus	Jr.	28	36	1.3
2004-05	Mike Hall	Sr.	30	47	1.6
2003-04	Rafael Araujo	Sr.	30	43	1.4
2002-03	Kevin Woodberry	Jr.	32	46	1.4
2001-02	Matt Montague	Sr.	30	42	1.4
2000-01	Trent Whiting	Sr.	26	36	1.4
1999-00	Terrell Lyday	Jr.	33	62	1.9
1998-99	Mark Bigelow	Fr.	28	38	1.4
1997-98	Brian Hamilton	Jr.	30	41	1.4
1996-97	Michael Vranes	Fr.	2	4	2.0
1995-96	Randy Reid	Sr.	28	41	1.5
1994-95	Robbie Reid	So.	32	61	1.9
1993-94	Russell Larson	Jr.	32	46	1.4
1991-92	Jared Miller	Jr.	28	39	1.4
1990-91	Nathan Call	Jr.	34	46	1.4
1989-90	Marty Haws	Sr.	30	66	2.2
1988-89	Marty Haws	Jr.	29	48	1.7
1987-88	Marty Haws	So.	32	45	1.4
1986-87	Bob Capener	Sr.	32	32	1.0
1985-86	Bob Capener	Jr.	32	37	1.2
1984-85	Scott Sinek	Sr.	27	41	1.5
1983-84	Brett Applegate	Sr.	31	51	1.6
1982-83	Scott Sinek	So.	27	37	1.4
1980-81	Danny Ainge	Sr.	32	46	1.4
1979-80	Danny Ainge	Jr.	29	43	1.5
1978-79	Danny Ainge	So.	27	46	1.7
1977-78	Danny Ainge	Fr.	30	60	2.0

INDIVIDUAL RECORDS

Most Steals

Game: 9
Mark Bigelow vs. Arizona, 11/28/1998

Season: 101
Jackson Emery, 2010-11

Career: 249
Jackson Emery, 2005-06, 08-11

Most Steals Per Game

Season (Minimum 20 games played): 2.7
Jackson Emery, 2010-11

Career (Minimum 50 games played): 1.87
Jackson Emery, 2005-06, 08-11



Lee Cummond



Marty Haws



Kyle Collinsworth

YEAR-BY-YEAR LEADERS

FIELD-GOAL PERCENTAGE (MINIMUM 50 FGS)

Season	Player	Yr	FG	FGA	Pct
2016-17	Yoeli Childs	Fr.	122	222	.550
2015-16	Corbin Kaufusi	So.	79	129	.612
2014-15	Skyler Halford	Sr.	94	194	.485
2013-14	Anson Winder	Jr.	76	141	.539
2012-13	Josh Sharp	So.	55	97	.567
2011-12	Noah Hartsock	Sr.	216	382	.565
2010-11	Brandon Davies	So.	115	219	.525
2009-10	Noah Hartsock	So.	97	175	.554
2008-09	Chris Miles	Jr.	94	165	.570
2007-08	Lee Cummond	Jr.	198	348	.569
2006-07	Lee Cummond	So.	114	206	.553
2005-06	Fernando Malaman	Jr.	85	162	.525
2004-05	Jared Jensen	Sr.	88	160	.550
2003-04	Rafael Araujo	Sr.	211	368	.573
2002-03	Jared Jensen	So.	81	141	.574
2001-02	Jared Jensen	Fr.	88	149	.591
2000-01	Eric Nielsen	Jr.	77	127	.606
1999-00	Eric Nielsen	So.	74	128	.578
1998-99	Silester Rivers	Jr.	109	195	.559
1997-98	Mekeli Wesley	Jr.	129	313	.412
1996-97	Eric Nielsen	Fr.	81	157	.516
1995-96	Ken Roberts	Sr.	170	316	.538
1994-95	Ken Roberts	Jr.	171	307	.557
1993-94	Ken Roberts	So.	142	246	.577
1992-93	Russell Larson	So.	135	214	.631
1991-92	Jared Miller	Jr.	92	160	.575
1990-91	Gary Tost	So.	80	134	.597
1989-90	Steve Schreiner	Jr.	135	238	.567
1988-89	Michael Smith	Sr.	286	545	.525
1987-88	Jeff Chatman	Sr.	253	425	.595
1986-87	Tom Gneiting	Sr.	90	146	.616
1985-86	Jeff Chatman	So.	230	422	.545
1984-85	Alan Pollard	Fr.	98	191	.513
1983-84	Jim Usevitch	So.	85	137	.620
1982-83	Gary Furniss	Sr.	61	105	.581
1981-82	Steve Trumbo	Sr.	136	265	.513
1980-81	Fred Roberts	Jr.	216	373	.579
1979-80	Alan Taylor	Sr.	138	231	.597
1978-79	Alan Taylor	Jr.	148	252	.587
1977-78	Alan Taylor	So.	170	301	.565
1976-77	Mark Handy	Sr.	113	207	.546
1975-76	Mark Handy	Jr.	105	208	.505
1974-75	Mark Handy	So.	119	222	.536
1973-74	Greg Clawson	Jr.	53	95	.558
1972-73	Kalevi Sarkalahti	So.	117	219	.534
1971-72	Belmont Anderson	So.	60	111	.541
1970-71	Jay Bunker	So.	56	99	.566
1969-70	Paul Ruffner	Sr.	178	374	.476
1968-69	Doug Howard	Jr.	158	324	.488
1967-68	Jim Eakins	Sr.	133	265	.502
1966-67	Jim Eakins	Jr.	75	137	.547
1965-66	Jim Eakins	So.	52	92	.565
1964-65	Steve Kramer	Jr.	114	214	.533
1963-64	Steve Kramer	So.	104	220	.473
1962-63	John Lewis	Jr.	83	175	.474
1961-62	Bruce Burton	Jr.	160	363	.441
1960-61	Jim Nelson	So.	87	182	.478
1959-60	Dave Eastis	Jr.	181	397	.456
1958-59	Mac Madsen	Sr.	117	246	.476
1957-58	John Nicoll	Jr.	173	393	.440
1956-57	John Benson	Sr.	173	427	.405
1955-56	Terry Tebbis	Sr.	183	464	.394
1954-55	Herschel Pedersen	Jr.	162	409	.396
1953-54	Dean Larsen	Sr.	147	368	.399
1952-53	Dean Larsen	Jr.	77	208	.370
1951-52	Boyd Jarman	Jr.	75	197	.381
1950-51	Mel Hutchins	Sr.	227	575	.395
1949-50	Mel Hutchins	Jr.	153	374	.409

FREE-THROW PERCENTAGE (MINIMUM 50 FTS)

Season	Player	Yr	FT	FTA	Pct
2016-17	Nick Emery	So.	68	82	.829
2015-16	Nick Emery	Fr.	82	92	.854
2014-15	Skyler Halford	Sr.	59	67	.881
2013-14	Tyler Haws	Jr.	223	253	.881
2012-13	Tyler Haws	So.	185	211	.877
2011-12	Noah Hartsock	Sr.	128	152	.842
2010-11	Jimmer Fredette	Sr.	252	282	.894
2009-10	Tyler Haws	Fr.	110	120	.917
2008-09	Lee Cummond	Jr.	122	140	.871
2007-08	Lee Cummond	Jr.	96	112	.857
2006-07	Keena Young	Sr.	118	147	.803
2005-06	Jimmy Balderson	Jr.	71	89	.798
2004-05	Jared Jensen	Sr.	70	84	.833
2003-04	Mark Bigelow	Sr.	104	129	.806
2002-03	Mark Bigelow	Jr.	93	112	.830
2001-02	Jared Jensen	Fr.	82	97	.845
2000-01	Terrell Lyday	Sr.	162	197	.822
1999-00	Terrell Lyday	Jr.	132	178	.742
1998-99	Mekeli Wesley	So.	57	68	.838
1997-98	Danny Bower	Jr.	81	104	.779
1996-97	Jeff Campbell	Sr.	83	116	.716
1995-96	Randy Reid	Sr.	88	106	.830
1994-95	Randy Reid	Jr.	86	101	.851
1993-94	Russell Larson	Jr.	181	221	.819
1992-93	Randy Reid	Fr.	71	83	.855
1991-92	Mark Heslop	Sr.	61	74	.824
1990-91	Scott Moon	Sr.	77	102	.755
1989-90	Marty Haws	Sr.	141	179	.788
1988-89	Michael Smith	Sr.	160	173	.925
1987-88	Brian Taylor	Sr.	97	111	.874
1986-87	Michael Smith	So.	103	114	.904
1985-86	Richie Webb	Sr.	50	59	.847
1984-85	Chris Nikchevich	Jr.	76	97	.784
1983-84	Chris Nikchevich	So.	55	61	.902
1982-83	Devin Durrant	Jr.	200	261	.766
1981-82	Scott Sinek	Fr.	90	109	.826
1980-81	Danny Ange	Sr.	164	199	.824
1979-80	Danny Ange	Jr.	97	124	.782
1978-79	Scott Runia	Jr.	50	57	.877
1977-78	Danny Ange	Fr.	146	169	.864
1976-77	Verne Thompson	Sr.	84	103	.816
1975-76	Jay Cheesman	Jr.	97	129	.752
1974-75	Veryl Law	So.	61	77	.792
1973-74	Belmont Anderson	Sr.	93	115	.809
1972-73	Kresimir Cosic	Sr.	113	140	.807
1971-72	Kresimir Cosic	Jr.	167	207	.807
1970-71	Steve Kelly	Sr.	106	135	.785
1969-70	Doug Howard	Sr.	122	143	.853
1968-69	Doug Howard	Jr.	114	140	.814
1967-68	Marty Lythgoe	Jr.	68	90	.756
1966-67	Kari Lumo	So.	93	116	.802
1965-66	Steve Kramer	Sr.	101	125	.808
1964-65	Bob Quinney	Sr.	55	61	.902
1963-64	Mike Gardner	Jr.	108	132	.818
1962-63	Gary Batchelor	Sr.	104	119	.874
1961-62	Gary Batchelor	Jr.	98	118	.831
1960-61	Jerry Earnest	Sr.	107	137	.781
1959-60	Gary Earnest	Jr.	81	102	.794
1958-59	Bob Skousen	So.	116	152	.763
1957-58	John Gustin	Jr.	59	77	.766
1956-57	Tom Steinke	Sr.	105	124	.847
1955-56	Terry Tebbis	Sr.	140	174	.805
1954-55	Terry Tebbis	Jr.	112	146	.767
1953-54	Sherman Crump	Sr.	70	100	.700
1952-53	Joe Richey	Sr.	123	156	.788
1951-52	Joe Richey	Jr.	62	84	.738
1950-51	Jerry Romney	Jr.	82	115	.713
1949-50	Joe Nelson	Sr.	121	154	.786
1948-49	Joe Nelson	Jr.	121	161	.752

3-POINT FIELD GOAL PERCENTAGE (MINIMUM 35 3FGS)

Season	Player	Yr	3FG	3FGA	Pct
2016-17	TJ Haws	Fr.	76	188	.404
2015-16	Zac Seijas	Fr.	68	136	.500
2014-15	Skyler Halford	Sr.	52	108	.481
2013-14	Tyler Haws	Jr.	40	99	.404
2012-13	Tyler Haws	So.	43	113	.381
2011-12	Brock Zylstra	Jr.	50	133	.376
2010-11	Jimmer Fredette	Sr.	124	313	.396
2009-10	Jimmer Fredette	Jr.	77	175	.440
2008-09	Lee Cummond	Jr.	36	93	.387
2007-08	Lee Cummond	Jr.	60	127	.472
2006-07	Austin Ainge	Sr.	56	117	.479
2005-06	Brock Reichner	Sr.	53	110	.482
2004-05	Mike Rose	So.	56	138	.406
2003-04	Luiz Lemes	Sr.	36	85	.424
2002-03	Mark Bigelow	Jr.	63	151	.417
2001-02	Mark Bigelow	So.	65	154	.422
2000-01	Terrell Lyday	Sr.	60	151	.397
1999-00	Todd Christensen	Jr.	39	93	.419
1998-99	Michael Vranes	Fr.	40	96	.417
1997-98	Danny Bower	Jr.	68	187	.364
1996-97	Lance Archibald	So.	31	115	.270
1995-96	Randy Reid	Sr.	27	99	.273
1994-95	Robbie Reid	So.	61	165	.370
1993-94	Robbie Reid	Fr.	35	100	.350
1992-93	Nick Sanderson	Sr.	73	209	.349
1991-92	Nathan Call	Sr.	45	85	.529
1990-91	Mark Heslop	Jr.	45	113	.398
1989-90	Andy Toolson	Sr.	74	151	.490
1988-89	Andy Toolson	Jr.	42	109	.385
1987-88	Michael Smith	Jr.	49	113	.434
1986-87	Bob Capener	Sr.	60	151	.397

3-POINT FIELD GOALS

Season	Player	Yr	3FG	3FGA	Pct
2016-17	TJ Haws	Fr.	76	188	.404
2015-16	Chase Fischer	Sr.	112	305	.367
2014-15	Chase Fischer	Jr.	103	248	.415
2013-14	Matt Carino	Jr.	60	177	.339
2012-13	Matt Carino	So.	56	167	.335
2011-12	Brock Zylstra	Jr.	50	133	.376
2010-11	Jimmer Fredette	Sr.	124	313	.396
2009-10	Jackson Emery	Jr.	85	197	.431
2008-09	Jonathan Tavernari	Jr.	85	223	.381
2007-08	Jonathan Tavernari	So.	88	234	.376
2006-07	Mike Rose	Sr.	61	131	.462
2005-06	Brock Reichner	Sr.	53	110	.482
2004-05	Mike Rose	So.	56	138	.406
2003-04	Mark Bigelow	Sr.	41	141	.291
2002-03	Mark Bigelow	Jr.	63	151	.417
2001-02	Mark Bigelow	So.	65	154	.422
2000-01	Terrell Lyday	Sr.	60	151	.397
1999-00	Terrell Lyday	Jr.	67	170	.394
1998-99	Mark Bigelow	Fr.	44	113	.389
1997-98	Danny Bower	Jr.	68	187	.364
1996-97	Lance Archibald	So.	31	115	.270
1995-96	Randy Reid	Sr.	27	99	.273
1994-95	Robbie Reid	So.	61	165	.370
1993-94	Robbie Reid	Fr.	35	100	.350
1992-93	Nick Sanderson	Sr.	73	209	.349
1991-92	Mark Heslop	Sr.	58	127	.457
1990-91	Mark Heslop	Jr.	45	113	.398
1989-90	Andy Toolson	Sr.	74	151	.490
1988-89	Andy Toolson	Jr.	42	109	.385
1987-88	Michael Smith	Jr.	49	113	.434
1986-87	Bob Capener	Sr.	60	151	.397

INDIVIDUAL RECORDS

Most 3-Point Field Goals Made

Half: 9
Chase Fischer vs. Chaminade, 11/25/2014

Game: 10
Chase Fischer vs. Chaminade, 11/25/2014
Nick Emery at San Francisco, 02/11/2016

Season: 124
Jimmer Fredette, 2010-11

Career: 296
Jimmer Fredette, 2007-11

Most 3-Point Field Goals Attempted

Game: 16
Jonathan Tavernari, 11/24/2007

Season: 313
Jimmer Fredette, 2010-11

Career: 752
Jimmer Fredette, 2007-11



YEAR-BY-YEAR STATISTICS

		Gms	FG-FGA	FC%	3FG-3FGA	3FG%	FT-FTA	FT%	Reb-Avg	PF-D	A-Avg	TO-Avg	Blk-Avg	Stl-Avg	Pts-Avg
1948-49	BYU	34	837-NA				442-654	.676		607					2116-58.8
(22-12)															
1949-50	BYU	34	670-1977	.339			420-668	.629		563					1903-56.0
(22-12)	Opp	34	587-1868	.314			406-631	.643		554					1580-49.4
1950-51	BYU	37	920-2611	.352			597-902	.662	1457-39.4	709-25	405-10.9				2416-65.3
(28-9)															
1951-52	BYU	24	576-1756	.328			299-482	.620	901-37.5	442-15	171-7.1				1451-60.5
(14-10)	Opp	24	552-1656	.333			308-493	.625	909-37.9	472-16					1412-58.8
1952-53	BYU	30	743-NA	.330			566-NA	.660	1392-46.4	558-22					2052-68.4
(22-8)	Opp	30	565-NA	.270			566-NA	.650	992-33.1	NA-24					1696-56.5
1953-54	BYU	28	697-NA	.330			529-NA	.610	1335-47.7	539-9					1923-68.7
(18-11)	Opp	28	650-NA	.300			516-NA	.610	1120-40.0	516-20					1816-64.8
1954-55	BYU	26	685-2104	.326			522-808	.646	1268-48.8	521					1892-72.8
(13-13)	Opp	26	613-1894	.324			621-892	.696	128049.2	479					1847-71.0
1955-56	BYU	26	735-2032	.362			536-770	.696	1451-55.8	473-20					2006-77.2
(18-8)	Opp	26	614-1983	.310			515-788	.654	1274-49.0	459-17					1743-67.0
1956-57	BYU	28	688-1956	.352			609-831	.733	1230-43.9	508-18					1985-70.9
(19-9)	Opp	28	680-2022	.336			528-797	.662	1450-51.8	485-24					1888-67.4
1957-58	BYU	26	646-1731	.373			405-650	.623	1279-49.2	513-22					1697-65.3
(13-13)	Opp	26	638-1974	.323			459-713	.644	1217-46.8	469-22					1735-66.7
1958-59	BYU	26	751-1822	.412			436-698	.625	1402-53.9	470-22					1965-75.6
(15-11)	Opp	26	725-2011	.361			404-652	.620	1400-53.8	496-18					1854-71.3
1959-60	BYU	25	630-1653	.381			416-613	.679	1168-46.7	459-18					1676-67.0
(8-17)	Opp	25	717-1820	.394			443-662	.669	1374-55.0	446-18					1877-75.1
1960-61	BYU	26	736-1790	.411			451-670	.673	1255-48.3	524					1923-74.0
(15-11)	Opp	26	682-1726	.395			506-753	.672	1307-50.3	479					1870-71.9
1961-62	BYU	26	725-1910	.380			390-604	.646	1293-49.7	530					1834-70.5
(10-16)	Opp	26	718-1682	.427			521-768	.678	1310-50.4	456					1947-74.9
1962-63	BYU	26	745-1825	.408			495-701	.706	1273-49.0	596					1985-76.3
(12-14)	Opp	26	739-1803	.410			557-793	.702	1307-50.3	541					2035-78.3
1963-64	BYU	25	775-1775	.437			424-605	.701	1220-48.8	508					1974-79.0
(13-12)	Opp	25	772-1848	.418			460-674	.682	1245-49.8	458					2004-80.2
1964-65	BYU	28	1014-2122	.478			611-825	.741	1457-52.0	584					2639-94.3
(21-7)	Opp	28	906-2214	.409			551-788	.699	1410-50.4	617					2356-84.1
1965-66	BYU	25	946-1898	.498			496-693	.716	1346-53.8	488					2388-95.5
(20-5)	Opp	25	817-2048	.399			439-638	.688	1233-49.3	515					2073-82.9
1966-67	BYU	24	762-1550	.492			436-644	.677	1117-46.5	519					1960-81.7
(14-10)	Opp	24	718-1737	.413			391-559	.699	1066-44.4	529					1827-76.1
1967-68	BYU	25	787-1803	.436			490-720	.681	1276-51.0	498					2064-82.6
(15-12)	Opp	25	737-1800	.409			482-690	.699	1241-49.6	523					1956-78.2
1968-69	BYU	28	903-2029	.445			519-785	.661	1438-51.4	574					2325-83.0
(16-12)	Opp	28	864-2071	.417			531-769	.691	1399-50.0	569					2259-80.7
1969-70	BYU	26	812-1859	.437			472-718	.657	1369-52.7	534					2096-80.6
(8-18)	Opp	26	850-1916	.444			488-694	.703	1212-46.6	514					2188-84.1
1970-71	BYU	29	918-1933	.475			565-805	.702	1352-46.6	603					2401-82.8
(18-11)	Opp	29	932-2038	.457			430-660	.652	1339-45.9	413					2294-79.1
1971-72	BYU	26	801-1659	.483			526-736	.715	1206-46.4	435-12					2128-81.8
(21-5)	Opp	26	790-1901	.416			347-518	.670	1144-44.0	543-25					1927-74.1
1972-73	BYU	26	822-1701	.483			428-594	.721	1240-47.7	365					2068-79.5
(19-7)	Opp	26	863-1929	.447			214-330	.648	1009-38.8	545					1940-74.6
1973-74	BYU	26	788-1730	.455			439-581	.756	1137-43.7	492-12					2015-77.5
(11-15)	Opp	26	918-1977	.464			347-501	.693	1161-44.7	561-21					2183-83.9
1974-75	BYU	26	819-1725	.475			424-613	.692	1119-43.0	552-24					2062-79.3
(12-14)	Opp	26	864-1902	.454			390-568	.687	1161-44.7	595-18					2088-80.3
1975-76	BYU	26	805-1722	.467			405-585	.692	1162-44.7	572-31	445-17.1				2015-77.5
(12-14)	Opp	26	801-1783	.449			387-546	.709	1048-40.3	585-24	427-16.4				1989-76.5
1976-77	BYU	27	800-1706	.469			413-571	.723	1071-39.7	579-24	444-16.4				2013-74.6
(12-15)	Opp	27	806-1751	.460			415-617	.672	1104-40.9	574-18	400-14.8				2027-75.1
1977-78	BYU	30	957-1974	.485			515-725	.710	1126-37.5	640-39	565-18.8	475-15.8	70-2.3	168-5.6	2429-81.0
(12-18)	Opp	30	1013-2033	.498			471-683	.690	1264-42.1	653-30	516-17.2	527-17.6	101-3.4	131-4.4	2495-83.2
1978-79	BYU	28	940-1778	.529			501-717	.699	1176-42.0	587-29	540-19.3	489-17.5	97-3.5	172-6.1	2381-85.0
(20-8)	Opp	28	872-1905	.458			400-606	.660	1083-38.7	618-24	497-17.8	467-16.7	72-2.6	167-6.0	2144-76.7
1979-80	BYU	29	955-1830	.522			511-722	.708	1224-42.2	543-21	560-19.3	450-15.5	103-3.6	144-5.0	2421-83.5
(24-5)	Opp	29	865-1923	.450			373-569	.656	1062-36.6	657-32	405-12.7	437-13.7	68-2.1	128-4.0	2103-72.5
1980-81	BYU	32	960-1954	.491			600-840	.714	1366-42.7	591-29	542-16.9	476-14.9	117-3.7	157-4.9	2520-78.8
(25-7)	Opp	32	934-2132	.438			405-602	.673	1191-37.2	726-32	480-15.0	431-13.5	91-2.8	176-5.5	2275-71.1
1981-82	BYU	30	697-1511	.461			491-689	.713	1118-37.3	507-14	450-15.0	444-14.8	90-3.0	127-4.2	1885-62.8
(17-13)	Opp	30	711-1668	.426			339-480	.687	879-29.3	623-25	403-13.4	339-11.3	58-1.9	162-5.4	1752-58.4
1982-83	BYU	29	761-1652	.461			492-687	.716	1111-38.3	560-27	445-15.3	394-13.6	133-4.6	173-6.0	2014-69.4
(15-14)	Opp	29	770-1732	.445			379-578	.656	992-34.2	585-23	400-13.8	382-13.2	85-2.9	156-5.4	1919-66.2
1983-84	BYU	31	896-1762	.509			641-855	.750	1076-34.7	624-17	495-16.0	444-14.3	75-2.4	196-6.3	2433-78.5
(20-11)	Opp	31	920-1906	.483			485-704	.689	1057-34.1	719-32	451-14.5	468-15.1	88-2.8	191-6.2	2325-75.0

YEAR-BY-YEAR STATISTICS

		Gms	FG-FGA	FG%	3FG-3FGA	3FG%	FT-FTA	FT%	Reb-Avg	PF-D	A-Avg	TO-Avg	Bk-Avg	Stl-Avg	Pts-Avg
1984-85	BYU	29	821-1773	.463			533-789	.676	1048-36.1	671-29	438-15.1	364-12.6	64-2.2	183-6.3	2175-75.0
(15-14)	Opp	29	796-1658	.480			567-813	.697	1125-38.8	674-34	413-14.2	456-15.7	75-2.6	159-5.5	2159-74.4
1985-86	BYU	32	897-1917	.468			534-769	.694	1171-36.6	654-22	496-15.5	452-14.1	102-3.2	187-5.8	2328-72.8
(18-14)	Opp	32	868-1854	.468			523-756	.692	1155-36.1	679-29	466-14.6	488-15.3	78-2.4	171-5.3	2259-70.6
1986-87	BYU	32	965-1972	.489	127-318	.399	577-773	.746	1186-37.1	673-15	540-16.9	423-13.2	109-3.4	201-6.3	2634-82.3
(21-11)	Opp	32	897-1871	.479	129-344	.375	546-826	.661	1073-33.5	640-21	462-14.4	442-13.8	75-2.3	186-5.8	2469-77.2
1987-88	BYU	32	976-1839	.531	146-323	.452	637-835	.763	1160-36.3	597-15	597-18.7	442-13.8	86-2.7	205-6.4	2735-85.5
(26-6)	Opp	32	927-1907	.486	128-349	.367	455-685	.664	972-30.4	676-27	503-15.7	432-13.5	72-2.3	179-5.6	2437-76.2
1988-89	BYU	29	838-1675	.500	135-359	.376	527-647	.815	968-33.4	574-14	438-15.1	392-13.5	25-0.9	175-6.0	2338-80.6
(14-15)	Opp	29	863-1702	.507	136-350	.389	460-669	.688	907-31.3	565-18	499-17.2	384-13.2	76-2.6	178-6.1	2322-80.1
1989-90	BYU	30	739-1482	.499	140-311	.450	492-684	.719	925-30.8	584-21	467-15.6	369-12.3	47-1.6	191-6.4	2110-70.3
(21-9)	Opp	30	702-1592	.441	156-485	.322	411-612	.672	974-32.5	622-32	421-14.0	404-13.5	71-2.4	155-5.2	1971-65.7
1990-91	BYU	34	876-1796	.488	121-303	.399	581-825	.704	1257-37.0	660-18	565-16.6	473-13.9	246-7.2	175-5.1	2454-72.2
(21-13)	Opp	34	811-1989	.408	179-479	.374	535-757	.707	1135-33.4	734-31	434-12.8	382-11.2	89-2.6	255-7.5	2336-68.7
1991-92	BYU	32	877-1762	.498	214-497	.431	599-813	.737	1176-36.8	621-20	564-17.6	451-13.1	94-2.9	219-6.8	2567-80.2
(25-7)	Opp	32	793-1857	.427	162-515	.315	479-711	.674	1030-32.2	677-26	426-13.3	444-14.9	126-3.9	211-6.6	2227-69.6
1992-93	BYU	34	948-1905	.498	161-443	.363	697-909	.767	1324-38.9	721-15	613-18.0	566-16.6	127-3.7	214-6.3	2754-81.0
(25-9)	Opp	34	827-2013	.411	190-603	.315	601-899	.669	1099-32.3	728	433-12.7	453-13.3	111-3.3	282-8.3	2445-71.9
1993-94	BYU	32	876-1779	.492	141-444	.318	647-880	.735	1185-37.0	691-21	482-15.1	474-14.8	108-3.4	219-6.8	2540-79.4
(22-10)	Opp	32	792-1894	.418	214-631	.339	584-838	.697	1076-33.6	705	392-12.3	446-13.9	120-3.8	219-6.8	2382-74.4
1994-95	BYU	32	809-1743	.464	170-486	.350	617-798	.773	1124-35.1	601-22	498-15.6	448-14.0	99-3.1	225-7.0	2405-75.2
(22-10)	Opp	32	756-1774	.426	184-550	.335	518-736	.704	1039-32.5	639	394-12.3	473-14.8	118-3.7	220-7.2	2214-62.9
1995-96	BYU	28	802-1690	.475	112-335	.334	587-767	.765	1061-37.9	599-0	479-17.1	386-13.8	71-2.5	185-6.6	2303-82.3
(15-13)	Opp	28	764-1683	.454	168-487	.345	498-757	.658	977-34.9	607	394-14.1	400-14.3	121-4.3	196-7.0	2194-78.4
1996-97	BYU	26	578-1453	.398	99-379	.261	292-453	.645	824-31.7	505-18	316-12.2	425-13.6	53-2.0	157-5.7	1547-59.5
(1-25)	Opp	26	717-1493	.480	156-423	.369	471-637	.739	1012-38.9	454	409-15.7	354-13.6	99-3.8	222-8.5	2061-79.3
1997-98	BYU	30	589-1571	.375	194-638	.304	534-749	.713	1060-35.3	638-0	355-11.8	486-16.2	72-2.4	194-6.5	1906-63.5
(9-21)	Opp	30	687-1597	.430	195-576	.339	524-745	.703	1067-35.6	653-21	393-13.1	437-14.6	102-3.4	213-7.1	2093-69.8
1998-99	BYU	28	671-1487	.451	176-474	.371	491-677	.725	913-32.6	585-28	359-12.8	484-17.3	87-3.1	188-6.7	2009-71.8
(12-16)	Opp	28	703-1641	.428	182-555	.328	467-715	.653	972-34.7	579	367-13.1	397-14.2	90-3.2	216-7.7	2055-73.4
1999-00	BYU	33	795-1725	.461	192-515	.373	546-784	.696	1118-33.9	640-15	478-14.5	453-13.7	73-2.2	236-7.2	2328-70.5
(22-11)	Opp	33	728-1830	.398	164-554	.296	487-697	.699	1162-35.2	663	395-12.0	506-15.3	82-2.5	220-6.7	2107-63.8
2000-01	BYU	33	744-1620	.459	185-485	.381	651-835	.780	1052-31.9	691-23	414-12.5	454-13.8	108-3.3	203-6.2	2324-70.4
(24-9)	Opp	33	685-1656	.414	160-495	.323	539-767	.703	1043-31.6	709	351-10.6	495-15.0	98-2.97	193-5.85	2069-62.7
2001-02	BYU	30	711-1514	.470	170-428	.397	523-688	.760	1000-33.3	561-18	420-14.0	412-13.7	92-3.1	158-5.3	2115-70.4
(18-12)	Opp	30	684-1615	.424	147-480	.306	436-615	.709	933-31.1	603	377-12.6	380-12.7	79-2.6	192-6.4	1951-65.0
2002-03	BYU	32	765-1654	.463	194-517	.375	575-762	.755	1134-35.4	688-23	428-13.4	436-13.6	82-2.6	222-6.9	2299-71.8
(23-9)	Opp	32	667-1641	.406	159-517	.308	539-755	.714	992-31.0	683	342-10.7	463-14.5	77-2.41	173-5.4	2032-63.5
2003-04	BYU	30	764-1571	.486	171-487	.351	501-692	.724	1017-33.9	566-14	445-14.8	409-13.6	98-3.3	208-6.9	2200-73.3
(21-9)	Opp	30	703-1561	.450	178-507	.351	383-548	.697	851-28.4	597	372-12.4	436-14.5	65-2.2	197-6.6	1966-65.5
2004-05	BYU	30	690-1648	.419	211-583	.362	381-530	.719	1017-33.9	551-10	370-12.3	439-14.6	104-3.5	183-6.1	1972-65.7
(9-21)	Opp	30	745-1659	.449	191-530	.360	389-570	.682	1042-34.7	510	438-14.6	429-14.3	105-3.5	222-7.4	2070-69.0
2005-06	BYU	29	822-1692	.462	202-521	.388	443-620	.715	1024-35.3	582-12	462-15.9	425-14.7	108-3.7	197-6.8	2209-76.2
(20-9)	Opp	29	729-1612	.452	176-492	.358	444-644	.689	974-33.6	569	436-15.0	447-15.4	93-3.2	211-7.3	2078-71.7
2006-07	BYU	34	972-1981	.491	265-617	.429	454-688	.660	1273-37.4	662-13	542-15.9	456-13.4	118-3.5	205-6.0	2654-78.1
(25-9)	Opp	34	832-1918	.434	197-583	.338	486-704	.690	1063-31.3	649	421-12.4	463-13.6	108-3.2	229-6.7	2347-69.0
2007-08	BYU	35	906-1970	.460	285-764	.373	483-737	.655	1351-38.6	618-12	587-16.8	492-14.1	135-3.9	207-5.9	2580-73.7
(27-8)	Opp	35	792-2035	.389	183-609	.300	446-631	.707	1199-34.3	674	365-10.4	477-13.6	72-2.1	238-6.8	2213-63.2
2008-09	BYU	33	909-1879	.484	238-624	.381	488-669	.729	1196-36.2	607-14	537-16.3	375-11.4	119-3.6	241-7.3	2544-77.1
(25-8)	Opp	33	749-1841	.407	191-634	.301	461-658	.701	1072-32.5	598-13	383-11.6	459-13.9	81-2.5	172-5.2	2150-65.2
2009-10	BYU	36	1025-2120	.483	292-700	.417	650-823	.790	1332-37.0	621-5	567-15.8	417-11.6	126-3.5	307-8.5	2992-83.1
(30-6)	Opp	36	836-2049	.408	221-662	.334	499-732	.682	1181-32.8	668-10	445-12.4	565-15.7	105-2.9	218-6.1	2392-66.4
2010-11	BYU	37	1019-2267	.449	312-865	.361	662-865	.765	1425-38.5	647-10	538-14.5	404-10.9	150-4.1	298-8.1	3012-81.4
(32-5)	Opp	37	902-2174	.415	218-666	.327	490-711	.689	1320-35.7	718-16	464-12.5	533-14.4	124-3.4	215-5.8	2512-67.9
2011-12	BYU	35	977-2099	.465	233-679	.343	540-771	.700	1347-38.5	637-15	599-17.1	473-13.5	154-4.4	296-8.5	2727-77.9
(26-9)	Opp	35	841-2029	.414	229-734	.312	447-671	.666	1213-34.7	667-12	484-13.8	554-15.8	94-2.7	238-6.7	2358-67.4
2012-13	BYU	36	999-2188	.457	213-630	.338	566-777	.728	1399-38.9	678-12	575-16.0	432-12.0	89-2.5	291-8.1	2777-77.1
(24-12)	Opp	36	872-2072	.421	242-730	.332	516-764	.675	1259-35.0	671-15	505-14.1	493-13.7	125-3.5	224-6.2	2502-69.5
2013-14	BYU	35	1012-2186	.463	177-498	.355	730-1055	.692	1432-40.9	690-16	544-15.5	395-11.3	103-2.9	251-7.2	2931-83.7
(23-12)	Opp	35	935-2175	.430	259-764	.339	577-810	.712	1253-35.8	800-17	515-14.7	441-12.6	147-4.2	213-6.1	2706-77.3
2014-15	BYU	35	976-2090	.467	300-763	.393	679-886	.766	1349-38.5	721-13	594-17.0	417-11.9	103-2.9	257-7.3	2931-83.7
(25-10)	Opp	35	894-2052	.436	218-666	.327	555-793	.700	1185-33.9	739-17	493-14.1	456-13.0	125-3.6	231-6.6	2561-73.2
2015-16	BYU	37	1096-2369	.463	330-863	.382	571-827	.690	1514-40.9	690-13	611-16.5	434-11.7	162-4.4	256-6.9	3093-83.6
(26-11)	Opp	37	943-2270	.415	287-863	.333	519-725	.716	1341-36.2	728-11	509-13.8	490-13.2	136-3.7	205-5.5	2692-72.8
2016-17	BYU	34	937-2056	.456	230-668	.344	637-869	.733	1419-41.7	657-15	534-15.7	469-13.8	156-4.6	224-6.6	2741-80.6
(22-12)	Opp	34	906-2176	.416	274-846	.324	437-677	.645	1229-36.1	728-19	484-14.2	416-12.2	101-3.0	237-7.0	2525-74.3

FASTEST TO...

FASTEST TO 1,000 POINTS

Rk	Name	Years	Games to 1,000	Opponent (Date)
1	John Fairchild	1963-65	48	vs. Arizona (2/26/65)
2	Danny Ainge	1977-81	49	at Utah (1/20/79)
3	Bernie Fryer	1970-72	53	at UTEP (3/3/72)
4	Kresimir Cosic	1970-73	54	vs. Santa Clara (12/1/72)
5	Terrell Lyday	1999-01	61	at New Mexico (3/1/01)
6	Tyler Haws	2009-10, 12-15	64	at Saint Mary's (2/21/13)
7	Eric Milka	2013-14, 16-17	64	at Gonzaga (2/25/17)
8	Chase Fischer	2014-16	65	vs. Gonzaga (2/27/16)
9	Dick Nemelka	1963-66	66	vs. Utah State (1/22/66)
10	Doug Richards	1971-74	67	at Utah State (1/19/74)

FASTEST TO 1,100 POINTS

Rk	Name	Years	Games to 1,100	Opponent (Date)
1	John Fairchild	1963-65	53	vs. Oklahoma City (3/14/65)
2	Danny Ainge	1977-81	56	at San Diego State (3/1/79)
3	Kresimir Cosic	1970-73	58	vs. Oklahoma State (12/13/72)
4	Terrell Lyday	1999-01	66	vs. Cincinnati (3/15/01)
5	Tyler Haws	2009-10, 12-15	68	vs. Washington (3/19/13)
6	Dick Nemelka	1963-66	70	at Arizona State (2/18/66)
7	Chase Fischer	2014-16	70	vs. Creighton (3/22/16)
8	Michael Smith	1983-84, 86-89	71	vs. Hawaii (1/7/88)
9	Doug Richards	1971-74	72	vs. New Mexico (2/7/74)
10	Devin Durrant	1978-80, 82-84	73	at Colorado State (1/20/83)

FASTEST TO 1,200 POINTS

Rk	Name	Years	Games to 1,200	Opponent (Date)
1	Danny Ainge	1977-81	61	at Oral Roberts (1/8/79)
2	Kresimir Cosic	1970-73	64	vs. Colorado State (1/5/73)
3	Tyler Haws	2009-10, 12-15	72	vs. Weber State (11/8/13)
4	Dick Nemelka	1963-66	75	vs. Temple (3/14/66)
5	Devin Durrant	1978-80, 82-84	76	vs. UTEP (1/27/83)
6	Michael Smith	1983-84, 86-89	76	vs. Air Force (1/30/88)
7	Doug Richards	1971-74	78	vs. Colorado State (3/2/74)
8	Fred Roberts	1978-82	80	at San Diego State (2/14/81)
9	Mark Bigelow	1998-99, 01-04	83	vs. San Diego State (2/9/04)
10	Mekell Wesley	1997-01	84	vs. UC Santa Barbara (11/25/00)

FASTEST TO 1,300 POINTS

Rk	Name	Years	Games to 1,300	Opponent (Date)
1	Danny Ainge	1977-81	66	at Utah State (12/22/79)
2	Kresimir Cosic	1970-73	69	at Utah State (1/20/73)
3	Tyler Haws	2009-10, 12-15	77	vs. Utah State (11/30/13)
4	Michael Smith	1983-84, 86-89	81	vs. Wyoming (2/11/88)
5	Devin Durrant	1978-80, 82-84	81	vs. Colorado State (2/17/83)
6	Fred Roberts	1978-82	85	vs. Utah (3/7/81)
7	Mark Bigelow	1998-99, 01-04	89	at UNLV (3/6/04)
8	Mekell Wesley	1997-01	91	vs. Boise State (12/21/00)
9	Jimmer Fredette	2007-11	93	at Colorado State (2/17/10)
10	Jeff Chatman	1984-88	95	vs. Weber State (12/11/87)

FASTEST TO 1,400 POINTS

Rk	Name	Years	Games to 1,400	Opponent (Date)
1	Danny Ainge	1977-81	70	at New Mexico (1/3/80)
2	Kresimir Cosic	1970-73	73	at Wyoming (2/9/73)
3	Tyler Haws	2009-10, 12-15	81	at Utah (12/14/13)
4	Devin Durrant	1978-80, 82-84	85	vs. Utah (3/5/83)
5	Michael Smith	1983-84, 86-89	86	at Air Force (2/25/88)
6	Fred Roberts	1978-82	91	at UCLA (11/27/81)
7	Mekell Wesley	1997-01	96	vs. Idaho (1/2/01)
8	Mark Bigelow	1998-99, 01-04	98	at Oregon (12/5/98)
9	Jeff Chatman	1984-88	99	vs. Central Connecticut (1/2/88)
10	Jimmer Fredette	2007-11	99	vs. TCU (3/11/10)

FASTEST TO 1,500 POINTS

Rk	Name	Years	Games to 1,500	Opponent (Date)
1	Danny Ainge	1977-81	77	vs. UTEP (1/31/80)
2	Kresimir Cosic	1970-73	79	at Utah (3/3/73)
3	Tyler Haws	2009-10, 12-15	86	vs. Pepperdine (1/9/14)
4	Devin Durrant	1978-80, 82-84	89	vs. Utah State (12/9/83)
5	Michael Smith	1983-84, 86-89	91	vs. UTEP (3/11/88)
6	Fred Roberts	1978-82	98	vs. Weber State (12/15/81)
7	Jimmer Fredette	2007-11	101	vs. Florida (3/18/10)
8	Mekell Wesley	1997-01	103	vs. Air Force (2/1/01)
9	Jeff Chatman	1984-88	105	vs. Air Force (1/30/88)
10	Mark Bigelow	1998-99, 01-04	105	at Utah (1/9/99)

FASTEST TO 1,600 POINTS

Rk	Name	Years	Games to 1,600	Opponent (Date)
1	Danny Ainge	1977-81	82	at Colorado State (2/21/80)
2	Tyler Haws	2009-10, 12-15	90	at Portland (1/23/14)
3	Devin Durrant	1978-80, 82-84	93	vs. Oregon (12/21/83)
4	Michael Smith	1983-84, 86-89	95	vs. St. John's (11/26/88)
5	Fred Roberts	1978-82	103	vs. New Mexico (1/4/82)
6	Jimmer Fredette	2007-11	105	vs. Chicago State (11/20/10)
7	Jeff Chatman	1984-88	110	vs. Wyoming (2/11/88)
8	Mekell Wesley	1997-01	110	at New Mexico (3/1/01)
9	Russell Larson	1991-95	112	at Fresno State (1/9/95)
10	Mark Bigelow	1998-99, 01-04	112	vs. Utah (2/6/99)

FASTEST TO 1,700 POINTS

Rk	Name	Years	Games to 1,700	Opponent (Date)
1	Danny Ainge	1977-81	87	at Washington (11/28/80)
2	Tyler Haws	2009-10, 12-15	93	vs. Saint Mary's (2/1/14)
3	Devin Durrant	1978-80, 82-84	96	vs. Weber State (1/7/84)
4	Michael Smith	1983-84, 86-89	99	vs. Saint Mary's (12/10/88)
5	Jimmer Fredette	2007-11	110	vs. Hawaii (12/4/10)
6	Fred Roberts	1978-82	111	vs. Colorado State (2/6/82)
7	Mekell Wesley	1997-01	114	vs. New Mexico (3/10/01)
8	Jeff Chatman	1984-88	116	at Utah (2/27/88)
9	Russell Larson	1991-95	119	at UTEP (2/2/95)
10	Mark Bigelow	1998-99, 01-04	120	vs. Utah (3/4/99)

FASTEST TO 1,800 POINTS

Rk	Name	Years	Games to 1,800	Opponent (Date)
1	Danny Ainge	1977-81	91	vs. Saint Mary's (12/13/80)
2	Tyler Haws	2009-10, 12-15	97	at Saint Mary's (2/15/14)
3	Devin Durrant	1978-80, 82-84	99	at San Diego State (1/21/84)
4	Michael Smith	1983-84, 86-89	103	at New Mexico (1/5/89)
5	Jimmer Fredette	2007-11	114	at Weber State (12/21/10)
6	Fred Roberts	1978-82	118	at New Mexico (3/6/82)
7	Jeff Chatman	1984-88	121	vs. Charlotte (3/17/88)
8	Russell Larson	1991-95	125	vs. Fresno State

FASTEST TO 1,900 POINTS

Rk	Name	Years	Games to 1,900	Opponent (Date)
1	Danny Ainge	1977-81	96	vs. Utah State (12/27/80)
2	Devin Durrant	1978-80, 82-84	102	vs. Colorado State (1/30/84)
3	Tyler Haws	2009-10, 12-15	102	vs. San Francisco (3/10/14)
4	Michael Smith	1983-84, 86-89	107	at New Mexico (1/19/89)
5	Jimmer Fredette	2007-11	118	at UNLV (1/5/11)

FASTEST TO 2,000 POINTS

Rk	Name	Years	Games to 2,000	Opponent (Date)
1	Danny Ainge	1977-81	99	vs. San Diego State (1/8/81)
2	Devin Durrant	1978-80, 82-84	106	at Georgetown (2/11/84)
3	Tyler Haws	2009-10, 12-15	108	vs. San Diego State (11/24/14)
4	Michael Smith	1983-84, 86-89	110	vs. Wichita State (1/28/89)
5	Jimmer Fredette	2007-11	120	at Utah (1/11/11)

FASTEST TO 2,100 POINTS

Rk	Name	Years	Games to 2,100	Opponent (Date)
1	Danny Ainge	1977-81	102	at UTEP (1/17/81)
2	Devin Durrant	1978-80, 82-84	111	at Wyoming (2/25/84)
3	Tyler Haws	2009-10, 12-15	112	at Utah State (12/2/14)
4	Michael Smith	1983-84, 86-89	115	vs. California (2/14/89)
5	Jimmer Fredette	2007-11	123	vs. San Diego State (1/26/11)

FASTEST TO 2,200 POINTS

Rk	Name	Years	Games to 2,200	Opponent (Date)
1	Danny Ainge	1977-81	107	vs. Air Force (2/7/81)
2	Devin Durrant	1978-80, 82-84	114	vs. New Mexico (3/3/84)
3	Tyler Haws	2009-10, 12-15	115	at Weber State (12/31/14)
4	Michael Smith	1983-84, 86-89	119	vs. Utah (2/25/89)
5	Jimmer Fredette	2007-11	127	at Air Force (2/9/11)

FASTEST TO 2,300 POINTS

Rk	Name	Years	Games to 2,300	Opponent (Date)
1	Danny Ainge	1977-81	112	at Wyoming (2/26/81)
2	Tyler Haws	2009-10, 12-15	121	at San Francisco (1/3/15)
3	Michael Smith	1983-84, 86-89	122	vs. Hawaii (3/10/89)
4	Jimmer Fredette	2007-11	131	at San Diego State (2/26/11)

FASTEST TO 2,400 POINTS

Rk	Name	Years	Games to 2,400	Opponent (Date)
1	Danny Ainge	1977-81	115	vs. Princeton (3/12/81)
2	Tyler Haws	2009-10, 12-15	125	at Saint Mary's (1/17/15)
3	Jimmer Fredette	2007-11	134	vs. TCU (3/10/11)

FASTEST TO 2,500 POINTS

Rk	Name	Years	Games to 2,500	Opponent (Date)
1	Tyler Haws	2009-10, 12-15	129	at Pepperdine (2/5/15)
2	Jimmer Fredette	2007-11	136	vs. San Diego State (3/12/11)

FASTEST TO 2,600 POINTS

Rk	Name	Years	Games to 2,600	Opponent (Date)
1	Tyler Haws	2009-10, 12-15	134	at Portland (2/26/15)

FASTEST TO 2,700 POINTS

Rk	Name	Years	Games to 2,700	Opponent (Date)
1	Tyler Haws	2009-10, 12-15	139	vs. Ole Miss (3/29/15)

BYU AS A RANKED TEAM

Date	Opponent	Rank	Score	W/L	Date	Opponent	Rank	Score	W/L	UTEP	10	4	
03/07/81	vs. Utah	18	95-76	W	01/29/11	at New Mexico	9	77-86	L	Vermont	1	0	
03/12/81	vs. Princeton	16	60-51	W	02/02/11	at Wyoming	8	69-62	W	Virginia	0	1	
03/14/81	vs. UCLA	16	78-53	W	02/05/11	vs. UNLV	8	78-64	W	Wake Forest	0	1	
03/19/81	vs. Notre Dame	16	51-50	W	02/09/11	at Air Force	7	90-52	W	Washington	1	1	
03/21/81	vs. Virginia	16	60-74	L	02/12/11	vs. Utah	7	72-59	W	Weber State	3	0	
12/04/81	vs. Oregon State	15	44-56	L	02/19/11	at TCU	7	79-56	W	Wofford	1	0	
12/05/81	vs. UNLV	15	63-66	L	02/23/11	vs. Colorado State	7	84-76	W	Wyoming	12	4	
01/21/88	at UTEP	12	81-71	W	02/26/11	at San Diego State	7	80-67	W	Xavier	0	1	
01/23/88	at New Mexico	12	89-82	W	03/02/11	vs. New Mexico	3	64-82	L				
01/30/88	vs. Air Force	7	95-75	W	03/05/11	vs. Wyoming	3	102-78	W	BYU RECORD WHEN RANKED...			
02/02/88	vs. Tulsa	3	72-57	W	03/10/11	vs. TCU	8	64-58	W	No. 1	0	0	
02/04/88	vs. Utah	3	82-64	W	03/11/11	vs. New Mexico	8	87-76	W	No. 2	0	0	
02/06/88	at UAB	3	83-102	L	03/12/11	vs. San Diego State	8	54-72	L	No. 3	3	2	
02/09/88	vs. Miami	8	99-86	W	03/17/11	vs. Wofford	10	74-66	W	No. 4	0	0	
02/11/88	vs. Wyoming	8	78-69	W	03/19/11	vs. Gonzaga	10	89-67	W	No. 5	0	2	
02/13/88	vs. Colorado State	8	86-80	W	03/24/11	vs. Florida	10	74-83	L	No. 6	4	1	
02/18/88	at San Diego State (OT)	7	80-82	L						No. 7	11	6	
02/20/88	at Hawaii	7	72-70	W	BYU SERIES RECORD AS A RANKED TEAM						No. 8	12	3
02/23/88	at Colorado State	11	75-67	W	Air Force	9	0			No. 9	5	3	
02/25/88	at Air Force	11	76-62	W	Alaska	1	0			No. 10	9	2	
02/27/88	at Utah	11	60-62	L	Arizona	4	0			No. 11	9	4	
03/03/88	vs. New Mexico	15	89-82	W	Arizona State	2	1			No. 12	12	6	
03/05/88	vs. UTEP (2OT)	15	80-83	L	Baylor	1	0			No. 13	8	1	
03/10/88	vs. Hawaii	17	76-74	W	Boise State	0	1			No. 14	11	2	
03/11/88	vs. UTEP	17	63-66	L	Bradley	0	1			No. 15	13	9	
03/17/88	vs. Charlotte (OT)	19	98-92	W	Buffalo	1	0			No. 16	9	2	
03/19/88	vs. Louisville	19	76-97	L	Chicago State	1	0			No. 17	10	2	
12/28/92	vs. Oregon	25	70-76	L	Cincinnati	1	0			No. 18	19	4	
12/29/92	vs. Oregon State	25	79-93	L	Clemson	0	1			No. 19	16	3	
01/02/93	vs. UTEP	25	79-73	W	Colorado	2	0			No. 20	10	7	
02/25/93	vs. Sacramento State	23	128-78	W	Colorado State	18	1			No. 21	6	2	
02/27/93	at Utah	23	83-89	L	Cornell	1	0			No. 22	0	0	
03/04/93	at UTEP	21	84-63	W	Creighton	2	0			No. 23	10	2	
03/06/93	at New Mexico	21	76-79	L	CS Fullerton	2	0			No. 24	3	2	
03/11/93	vs. Hawaii	25	85-71	W	Dayton	1	0			No. 25	7	4	
03/12/93	vs. New Mexico	25	59-68	L	Denver	3	0						
02/21/07	vs. Colorado State	21	76-67	W	Detroit	1	0			BYU AS A RANKED TEAM			
02/24/07	at San Diego State	21	74-86	L	Florida	1	1			Overall Record: 187-69			
03/08/07	vs. TCU	23	77-64	W	Florida State	1	0			Home Record: 99-15			
03/09/07	vs. Wyoming	23	96-84	W	Fresno Pacific	1	0			Last Home Win: 3/5/11, No. 3 BYU vs. Wyoming (102-78)			
03/10/07	at UNLV	23	70-78	L	Fresno State	1	0			Last Home Loss: 3/2/11, No. 3 BYU vs. New Mexico (64-82)			
03/15/07	vs. Xavier	24	77-79	L	Gonzaga	1	0			Last Road Win: 5/3-32			
12/01/07	at Portland	21	78-54	W	Hawaii	8	0			Last Road Loss: 2/26/11, No. 7 BYU at No. 4 San Diego State (80-67)			
12/05/07	vs. Weber State	20	72-57	W	Illinois	1	1			Last Road Loss: 1/29/11, No. 9 BYU at New Mexico (77-86)			
12/08/07	vs. Michigan State	20	61-68	L	Indiana	0	1			Neutral Win: 35-22			
12/12/07	vs. Lamar	25	88-66	W	Indiana State	2	0			Last Neutral Win: 3/19/11, No. 10 BYU vs. Gonzaga (89-67)			
12/15/07	vs. Pepperdine	25	86-67	W	Kansas	0	1			Last Neutral Loss: 3/24/11, No. 10 BYU vs. Florida (74-83 2OT)			
12/21/07	vs. Southern Utah	21	70-55	W	Kansas State	1	2			NCAA Tournament Record: 8-13			
12/29/07	at Boise State	20	70-73	L	La Salle	1	1			Under Dave Rose: 59-17			
03/13/08	vs. Colorado State	24	89-62	W	Lamar	1	0			Overtime Record: 6-6			
03/14/08	vs. San Diego State	24	63-54	W	Long Beach State	0	3			Longest BYU Win Streak: 12 (1980)			
03/15/08	at UNLV	24	61-76	L	Louisville	0	1			Longest Opponent Win Streak: 4 (1951-54 and 1966-71)			
03/12/09	vs. Air Force	25	80-69	W	Miami	1	0			Largest BYU Margin of Victory: 51 (108-57) No. 9 BYU vs. Saint Mary's, 12/10/66			
03/13/09	vs. San Diego State	25	62-64	L	Michigan	0	1			Largest Opponent Margin of Victory: 27 (50-77) No. 19 BYU at Bradley, 1/2/54			
01/06/10	vs. UNLV	25	77-73	W	Michigan State	1	1			Most Points Scored by BYU: 128 (128-78) No. 23 BYU vs. Sacramento State, 2/25/93			
01/09/10	at UTEP	25	83-77	W	Mississippi Valley State	1	0			Most Points Scored by Opponent: 112 (102-112) No. 9 BYU vs. Oklahoma City, 3/14/65			
01/13/10	at Air Force	18	67-49	W	New Mexico	10	8						
01/16/10	vs. Colorado State	18	91-47	W	New Mexico State	1	0						
01/20/10	vs. Wyoming	13	81-66	W	North Carolina State	0	1						
01/23/10	at San Diego State	13	71-69	W	North Texas	1	0						
01/27/10	at New Mexico	12	72-76	L	Notre Dame	1	0						
01/30/10	vs. Utah	12	82-69	W	Oklahoma City	0	1						
02/02/10	vs. TCU	12	76-56	W	Oklahoma State	2	0						
02/06/10	at UNLV	12	74-88	L	Oral Roberts	1	0						
02/13/10	vs. Air Force	17	91-48	W	Oregon	4	1						
02/17/10	at Colorado State	16	92-70	W	Oregon State	0	5						
02/20/10	at Wyoming	16	85-63	W	Pacific	0	1						
02/24/10	vs. San Diego State	13	82-68	W	Penn State	1	0						
02/27/10	vs. New Mexico	13	81-83	L	Pepperdine	1	0						
03/03/10	at Utah	14	71-51	W	Portland	1	0						
03/06/10	at TCU	14	107-77	W	Princeton	1	0						
03/11/10	vs. TCU	14	95-85	W	Rice	1	0						
03/12/10	at UNLV	14	66-70	L	Sacramento State	1	0						
03/18/10	vs. Florida (2OT)	17	99-92	W	Saint Mary's	3	0						
03/20/10	vs. Kansas State	17	72-84	L	San Diego State	8	5						
11/12/10	vs. Fresno State	24	83-56	W	San Jose State	1	0						
11/17/10	vs. Utah State	23	78-72	W	Santa Clara	1	1						
11/20/10	vs. Chicago State	23	109-60	W	Seattle	0	1						
11/23/10	vs. Mississippi Valley State	23	86-36	W	Seton Hall	1	0						
11/26/10	vs. South Florida (2OT)	23	77-75	W	South Florida	1	0						
11/27/10	vs. Saint Mary's	23	74-73	W	Southern Utah	1	0						
12/01/10	at Creighton	21	77-65	W	St. Bonaventure	1	0						
12/04/10	vs. Hawaii	21	78-57	W	Saint Joseph's	1	0						
12/08/10	vs. Vermont	18	86-58	W	Saint Louis	1	0						
12/11/10	vs. Arizona	18	87-65	W	TCU	7	0						
12/18/10	vs. UCLA	16	79-86	L	Tennessee	0	1						
12/21/10	at Weber State	23	72-66	W	Texas A&M	1	0						
12/23/10	vs. UTEP	23	89-88	W	Toledo	1	0						
12/30/10	at Buffalo	16	90-82	W	Tulsa	2	0						
01/01/11	vs. Fresno Pacific	16	93-57	W	UAB	0	1						
01/05/11	at UNLV	15	89-77	W	UCLA	1	3						
01/08/11	vs. Air Force	15	76-66	W	UCSB	1	0						
01/11/11	at Utah	11	104-79	W	Charlotte	2	0						
01/18/11	vs. TCU	9	83-67	W	UNLV	5	5						
01/22/11	at Colorado State	9	94-85	W	Utah	12	5						
01/26/11	vs. San Diego State	9	71-58	W	Utah State	10	0						

BYU VS. RANKED OPPONENTS

Date	Opponent	Rank	Score	W/L	Date	Opponent	Rank	Score	W/L	Date	Opponent	Rank	Score	W/L
1/29/49	at Utah	10	56-55	W	3/10/79	vs. San Francisco	19	63-86	L	1/27/10	at New Mexico	23	72-76	L
1/31/49	vs. Utah	10	65-45	W	12/28/79	vs. Oregon State	18	71-86	L	2/27/10	vs. New Mexico	10	81-83	L
2/18/49	at Utah	14	49-58	L	12/19/80	vs. Illinois	17	80-75	W	3/20/10	vs. Kansas State	7	72-84	L
2/19/49	vs. Utah	14	52-54	L	1/31/81	at Utah	9	56-60	L	1/5/11	at UNLV	25	89-77	W
2/21/49	vs. Wyoming	19	50-48	W	3/7/81	vs. Utah	9	95-76	W	1/26/11	vs. San Diego State	4	71-58	W
3/3/50	vs. Wyoming	18	55-44	W	3/14/81	vs. UCLA	10	78-53	W	2/26/11	at San Diego State	6	80-67	W
3/4/50	vs. Wyoming	18	70-52	W	3/19/81	vs. Notre Dame	7	51-50	W	3/12/11	vs. San Diego State	7	54-72	L
3/25/50	vs. UCLA	7	83-62	W	3/21/81	vs. Virginia	5	60-74	L	3/24/11	vs. Florida	15	74-83	L
1/8/51	at Wyoming	10	61-57	W	11/27/81	at UCLA	2	79-75	W	11/26/11	vs. Wisconsin	11	56-73	L
1/19/51	vs. Wyoming	13	64-58	W	12/5/81	vs. UNLV	18	63-66	L	12/17/11	vs. Baylor	6	86-86	L
1/20/51	vs. Wyoming	13	65-38	W	12/27/82	at St. John's	7	64-75	L	1/28/12	vs. Saint Mary's	21	66-80	L
3/12/51	vs. Saint Louis	10	75-58	W	12/17/83	at Kentucky	2	59-93	L	2/2/12	vs. Gonzaga	24	83-73	W
3/17/51	vs. Dayton	13	62-43	W	12/28/83	at UCLA	7	73-82	L	3/15/12	vs. Marquette	11	68-88	L
3/23/51	vs. Kansas State	4	54-64	L	2/4/84	at UTEP	7	77-85	L	11/17/12	vs. Notre Dame	20	68-78	L
3/24/51	vs. Washington	15	67-80	L	2/11/84	at Georgetown	3	51-67	L	1/24/13	at Gonzaga	10	63-83	L
12/28/51	vs. Kentucky	1	64-84	L	3/1/84	vs. Utah	8	83-65	W	2/28/13	vs. Gonzaga	2	65-70	L
3/1/52	at Wyoming	16	49-55	L	3/17/84	vs. Kentucky	3	68-93	L	11/20/13	vs. Iowa State	21	88-90	L
12/22/52	vs. Saint Louis	17	86-69	W	12/22/84	vs. Washington	7	84-75	W	11/26/13	vs. Wichita State	12	62-75	L
12/31/52	at NC State	9	59-75	L	1/3/85	vs. UTEP	19	62-60	W	12/7/13	at UMass	21	96-105	L
12/30/53	vs. La Salle	13	62-74	L	1/13/86	vs. Notre Dame	16	80-76	W	12/21/13	at Oregon	13	96-100	L
2/11/55	vs. Utah	5	76-74	W	2/15/86	vs. UTEP	15	72-69	W	1/25/14	at Gonzaga	21	69-84	L
2/12/55	at Utah	5	71-78	L	12/9/86	at Iowa	4	75-86	L	2/20/14	vs. Gonzaga	25	73-65	W
12/21/55	at NC State	2	81-95	L	12/23/86	vs. Pittsburgh	14	93-73	W	11/24/14	vs. San Diego State	15	87-92	L
1/21/56	vs. Oklahoma City	14	60-62	L	3/12/87	vs. New Orleans	16	79-83	L	12/10/14	vs. Utah	13	61-65	L
3/15/57	vs. California	13	59-86	L	1/15/88	at Wyoming	12	83-67	W	12/27/14	vs. Gonzaga	8	80-87	L
9/16/57	vs. Idaho State	16	65-54	W	1/21/88	at UTEP	18	81-71	W	2/28/15	at Gonzaga	3	73-70	W
12/15/58	vs. Kansas State	3	77-68	W	2/11/88	vs. Wyoming	18	78-69	W	3/10/15	vs. Gonzaga	7	75-91	L
1/23/59	vs. Utah	20	56-70	L	3/15/90	vs. Clemson	17	47-49	L	1/14/16	at Gonzaga	25	69-68	W
12/22/59	vs. Ohio State	3	79-91	L	12/8/90	vs. St. John's	17	62-67	L	2/4/16	vs. Saint Mary's	25	70-59	W
12/20/60	at Utah	7	76-76	L	12/27/90	vs. South Carolina	12	49-52	L	1/5/17	at Saint Mary's	19	68-81	L
12/29/60	at Utah State	9	84-84	L	2/16/91	at Utah	14	74-81	L	2/2/17	vs. Gonzaga	1	75-85	L
2/13/60	vs. Utah State	7	75-75	L	3/2/91	vs. Utah	9	71-72	L	2/18/17	vs. Saint Mary's	22	57-70	L
2/25/60	vs. Utah	5	75-87	L	3/9/91	vs. Utah	8	51-49	W	2/25/17	at Gonzaga	1	79-71	W
12/20/60	vs. Kansas	20	80-70	W	3/16/91	vs. Arizona	8	61-76	L	3/6/17	vs. Saint Mary's	20	50-81	L
12/27/60	at Louisville	5	67-95	L	12/28/91	vs. Michigan	11	83-86	L					
12/31/62	at Ohio State	2	91-97	L	2/1/92	vs. UTEP	19	80-63	W					
11/1/63	at Arizona State	3	84-89	L	3/19/92	vs. Louisiana State	25	83-94	L					
2/16/63	vs. Arizona State	5	87-104	L	12/21/92	vs. Oklahoma	9	76-75	W					
12/30/63	vs. Oregon State	9	58-68	L	12/23/92	vs. Duke	1	66-89	L					
12/11/64	at Wichita State	2	76-93	L	2/27/93	at Utah	11	83-89	L					
12/12/64	at Wichita State	2	65-81	L	3/20/93	vs. Kansas	9	76-90	L					
3/13/65	vs. UCLA	2	76-100	L	12/4/93	vs. North Carolina	4	65-97	L					
12/21/65	vs. Saint Joseph's	2	103-83	W	11/23/94	vs. Oklahoma State	19	69-59	W					
12/30/66	at St. John's	8	73-76	L	12/2/95	at Mississippi State	8	74-79	L					
1/21/67	vs. New Mexico	9	89-73	W	12/9/96	at Utah	15	77-83	L					
1/28/67	vs. UTEP	6	76-85	L	3/2/96	vs. Utah	10	85-96	L					
12/16/67	at Houston	2	69-102	L	1/11/97	vs. Utah	9	51-61	L					
1/20/68	at New Mexico	6	69-84	L	1/25/97	vs. Tulsa	24	56-72	L					
2/16/68	vs. New Mexico	5	67-76	L	2/3/97	at New Mexico	13	32-74	L					
12/14/68	vs. Houston	12	75-98	L	2/6/97	at Utah	5	49-85	L					
3/8/69	at New Mexico St	12	62-74	L	2/27/97	vs. New Mexico	11	48-90	L					
12/11/69	vs. New Mexico State	3	78-80	L	1/10/98	vs. Utah	3	61-71	L					
3/4/70	vs. Utah State	18	73-86	L	1/29/98	vs. New Mexico	14	54-72	L					
12/11/70	at USC	9	65-101	L	2/5/98	at Utah	5	68-83	L					
12/19/70	vs. Utah State	15	111-83	W	2/26/98	at New Mexico	16	83-62	W					
12/29/70	vs. Villanova	11	102-93	W	11/28/98	vs. Arizona	11	74-78	L					
12/31/71	at Utah State	12	70-72	L	1/30/99	at New Mexico	12	68-78	L					
3/13/71	at Utah State	16	91-82	W	2/6/99	vs. Utah	20	46-71	L					
3/18/71	vs. UCLA	1	73-91	L	2/25/99	vs. New Mexico	21	64-85	L					
12/28/71	vs. Indiana	7	50-61	L	3/4/99	vs. Utah	8	62-81	L					
9/11/72	vs. Long Beach State	5	90-95	L	12/1/99	at Arizona	4	62-86	L					
12/7/72	vs. Michigan	18	83-77	W	2/12/00	at Utah	21	62-77	L					
12/29/72	vs. Florida State	12	80-77	W	12/22/01	vs. Stanford	13	81-76	W					
12/30/72	vs. Long Beach State	6	89-101	L	2/24/03	at Utah	23	64-71	L					
12/15/73	at Kansas State	15	85-95	L	3/20/03	vs. Connecticut	23	53-58	L					
12/26/73	vs. Indiana	7	52-96	L	12/6/03	vs. Oklahoma State	25	76-71	W					
1/5/74	at New Mexico	12	75-84	L	3/18/04	vs. Syracuse	20	75-80	L					
1/25/74	vs. Arizona State	20	89-71	W	11/22/04	vs. North Carolina	4	50-86	L					
1/10/75	vs. Arizona State	12	80-110	L	12/21/04	vs. NC State	16	61-72	L					
1/11/75	vs. Arizona	10	66-83	L	1/31/05	vs. Utah	25	58-72	L					
2/14/75	at Arizona	19	81-97	L	2/26/05	at Utah	13	60-69	L					
2/15/75	at Arizona State	8	79-99	L	11/15/06	at UCLA	5	69-82	L					
3/1/75	vs. UTEP	15	65-54	W	12/9/06	vs. Michigan State	25	61-76	L					
12/20/76	at North Carolina	11	93-113	L	12/27/07	vs. Air Force	13	61-52	W					
1/22/77	at Arizona	16	85-113	L	2/3/07	vs. UNLV	25	90-63	W					
2/17/77	vs. Arizona	17	62-64	L	2/27/07	at Air Force	25	62-58	W					
3/5/77	vs. Utah	20	54-67	L	3/10/07	at UNLV	25	70-78	L					
12/28/77	vs. North Carolina	2	81-94	L	11/23/07	vs. Louisville	6	78-76	W					
1/26/78	at New Mexico	10	82-95	L	11/24/07	vs. North Carolina	1	63-73	L					
2/25/78	vs. New Mexico	5	66-71	L	12/8/07	vs. Michigan State	9	61-68	L					
3/4/78	at Utah	19	74-81	L	12/20/08	vs. Arizona State	20	75-76	L					
12/2/78	at Texas	13	57-96	L	1/3/09	vs. Wake Forest	6	87-94	L					

BYU SERIES RECORD VS. RANKED OPPONENTS

Air Force	2	0
Arizona	0	7
Arizona State	1	5
Baylor	0	1
California	0	1
Clemson	0	1
Connecticut	0	1
Dayton	1	0
Duke	0	1
Florida	0	1
Florida State	1	0
Georgetown	0	1
Gonzaga	5	6
Houston	0	2
Idaho State	1	0
Illinois	1	0
Indiana	0	2
Iowa	0	1
Iowa State	0	1
Kansas	1	1
Kansas State	1	3
Kentucky	0	3
La Salle	0	1
Long Beach State	0	2
Louisiana State	0	1
Louisville	1	1
Marquette	0	1
Michigan	1	1
Michigan State	0	2
Mississippi State	0	1
New Mexico	2	12
New Mexico State	0	2
New Orleans	0	1
North Carolina	0	5
North Carolina State	0	3
Notre Dame	2	1
Ohio State	0	2
Oklahoma	1	0
Oklahoma City	0	1
Oklahoma State	2	0
Oregon	0	1
Oregon State	0	2
Pittsburgh	1	0
Saint Mary's	1	4
St. John's	0	3

BYU VS. RANKED OPPONENTS

BYU SERIES RECORD VS. RANKED OPPONENTS (CONT'D)

Saint Joseph's	1	0
Saint Louis	2	0
San Diego State	2	2
San Francisco	0	1
South Carolina	0	1
Stanford	1	0
Syracuse	0	1
Texas	0	1
Tulsa	0	1
UCLA	3	4
UMass	0	1
UNLV	2	2
USC	0	1
Utah	5	25
Utah State	2	4
UTEP	6	2
Villanova	1	0
Virginia	0	1
Wake Forest	0	1
Washington	1	1
Wichita State	0	3
Wisconsin	0	1
Wyoming	8	1

BYU WHEN FACING TEAMS RANKED...

No. 1	1	5
No. 2	2	9
No. 3	2	6
No. 4	1	5
No. 5	1	11
No. 6	2	5
No. 7	3	10
No. 8	2	6
No. 9	3	9
No. 10	5	5
No. 11	1	7
No. 12	2	8
No. 13	5	7
No. 14	1	5
No. 15	3	5
No. 16	4	4
No. 17	2	3
No. 18	5	3
No. 19	4	4
No. 20	2	7
No. 21	0	6
No. 22	0	1
No. 23	0	3
No. 24	1	1
No. 25	7	4

BYU VS. RANKED OPPONENTS

Overall Record: 59-134
 Home Record: 30-40 (17-29 in the Marriott Center)
 Last Home Win: 2/4/16 vs. No. 25 Saint Mary's (70-59)
 Last Home Loss: 2/18/17 vs. No. 22 Saint Mary's (57-70)
 Road Record: 13-54
 Last Road Win: 2/25/17 at No. 1 Gonzaga (79-71)
 Last Road Loss: 1/5/17 at No. 19 Saint Mary's (68-81)
 Neutral Record: 16-45
 Last Neutral Win: 11/23/07 vs. No. 6 Louisville (78-76)
 Last Neutral Loss: 3/6/17 vs. No. 20 Saint Mary's (50-81)
 NCAA Tournament Record: 4-20
 Under Dave Rose: 12-28
 Overtime Record: 4-7
 Longest BYU Win Streak: 9 (1949-51)
 Longest Opponent Win Streak: 11 (twice, 1976-79 and 1995-98)
 Largest BYU Margin of Victory: 28 (111-83) vs. No. 15 Utah State, 12/19/70
 Largest Opponent Margin of Victory: 44 (52-96) vs. Indiana, 12/26/73
 Most Points Scored by BYU: 111 (111-83) vs. No. 15 Utah State, 12/19/70
 Most Points Scored by Opponent: 113 twice in 1976-77

BYU IN THE NCAA RECORD BOOK

NCAA INDIVIDUAL RECORDS

Place	Category	Stat	Player
1st	Triple-Doubles Career	12	Kyle Collinsworth, 2010-11, 13-16
T-1st	Triple-Doubles Season	6	Kyle Collinsworth, 2014-15
T-1st	Triple-Doubles Season	6	Kyle Collinsworth, 2015-16
T-2nd	Blocks/Single Game	14	Shawn Bradley, vs. Eastern Kentucky 12/07/90
3rd	Blocks by Freshman/Season	177	Shawn Bradley, 1991
4th	Blocks/Game by Freshman	5.21	Shawn Bradley, 1991
T-5th	FT Pct by Freshman/Season	91.7	Tyler Haws, 2010
8th	Blocks/Season	177	Shawn Bradley, 1991
11th	Points/Season	1,068	Jimmer Fredette, 2010-11
13th	Free Throws Made/Career	724	Tyler Haws, 2009-10, 12-15
15th	Blocks Per Game/Season	5.21	Shawn Bradley, 1991
20th	Career Points	2,720	Tyler Haws, 2009-10, 12-15
35th	Career Points	2,599	Jimmer Fredette, 2007-11

NCAA TEAM RECORDS

Place	Category	Stat	Season/Opponent
3rd	FT Percentage/Season	81.5	1988-89
T-7th	Regular-Season Conf. Titles	29	(see media guide page 62)
T-10th	Deficit Overcome to Win	25	vs. Iowa (78-72), 03/13/12
12th	All-Time Victories	1786	
T-13th	Blocked Shots/Game	17	vs. E. Kentucky, 12/07/90
T-14th	3-Point FG Percentage/Game	.833	vs. Texas (10-12), 11/25/13
T-16th	3-point FG Attempts	51	vs. Arizona State, 12/01/92
T-20th	Blocked Shots/Season	246	1991
T-22nd	Blocks/season	246	1990-91
T-23rd	FT Percentage/Game	93.8	vs. Weber State, 12/28/00
T-28th	3-Point FG Percentage/Game	81.3	vs. New Mexico, 01/26/08
T-29th	FT Percentage/Season	79.0	2009-10
30th	All-Time Winning Percentage	.625	

NCAA ANNUAL CHAMPIONS

Team Free-Throw Percentage	81.5	1989
	77.3	1995
	78.0	2001
	79.0	2010
Individual Blocked Shot Average	5.21	Shawn Bradley, 1991
Individual Free-Throw Percentage	92.5	Michael Smith, 1989
Points Per Game	28.9	Jimmer Fredette, 2011

SCORING LEADERS

There have been 500-plus players in the history of the NCAA to score at least 2,000 points in their career. Five BYU players – Danny Ainge, Michael Smith, Devin Durrant, Jimmer Fredette and Tyler Haws – have accomplished the feat. Haws scored 2,720 points, Fredette 2,599 points, Ainge 2,467, Smith 2,319 and Durrant 2,285 for the Cougars.



Kyle Collinsworth

CHRONOLOGY OF BYU RECORDS

CAREER POINTS PER GAME

Name	Years Played	Avg
Joe Nelson	1946-50	13.1
Roland Minson	1947-51	13.4
John Nicoll	1957-59	17.1
John Fairchild	1964-65	20.9

CAREER POINTS SCORED

Name	Years Played	Points
Eidon Brinley	1927-31	1,195
Joe Nelson	1946-50	1,494
Kresimir Cosic	1970-73	1,513
Danny Ainge	1978-81	2,467
Jimmer Fredette	2007-11	2,599
Tyler Haws	2009-10, 12-15	2,720

SEASON POINTS PER GAME

Name	Season	Avg
Joe Nelson	1947-48	14.2
Joe Nelson	1948-49	15.5
Roland Minson	1950-51	16.7
Joe Richey	1952-53	17.6
Terry Tebbs	1955-56	19.5
Tom Steinke	1956-57	19.7
Dave Eastis	1959-60	20.1
John Fairchild	1963-64	20.3
John Fairchild	1964-65	21.5
Dick Nemeika	1965-66	24.1
Danny Ainge	1980-81	24.4
Devin Durrant	1983-84	27.9
Jimmer Fredette	2010-11	28.9

SEASON POINTS SCORED

Name	Season	Points
Joe Nelson	1948-49	529
Roland Minson	1950-51	619
Danny Ainge	1977-78	632
Danny Ainge	1980-81	782
Devin Durrant	1983-84	866
Jimmer Fredette	2010-11	1,068

SINGLE GAME POINTS SCORED

Name	Opponent, Date	Points
Joe Nelson	vs. Denver, 01/16/1948	37
Bob Skousen	at Ohio State, 12/31/1958	39
Dave Eastis	vs. New Mexico, 02/05/1960	44
Bob Skousen	vs. UCLA, 12/01/1961	47
Jimmer Fredette	at Arizona, 12/28/2009	49
Jimmer Fredette	vs. New Mexico, 03/11/2011	52

CAREER REBOUNDS PER GAME

Name	Years Played	Avg
John Benson	1954-57	10.3
John Fairchild	1963-65	12.8

CAREER REBOUNDS

Name	Years Played	Reb
Mel Hutchins	1947-48, 49-51	900
Kresimir Cosic	1970-73	919
Alan Taylor	1976-80	919
Michael Smith	1983-84, 86-89	922
Kyle Collinsworth	2010-11, 13-16	1,041

SEASON REBOUNDS PER GAME

Name	Season	Avg
Mel Hutchins	1950-51	12.7
John Fairchild	1963-64	13.2

SEASON REBOUNDS

Name	Season	Reb
Mel Hutchins	1950-51	471

MISCELLANEOUS SCORING RECORDS

MOST POINTS SCORED – CONSECUTIVE GAMES

Points	Players	Opponent, Date
85	Jimmer Fredette	42 at Colorado State, 01/22/2011 43 vs. San Diego State, 01/26/2011
82	Jimmer Fredette	52 vs. New Mexico, 03/11/2011 30 vs. San Diego State, 03/12/2011
78	Dick Nemeika	40 vs. St. Bonaventure, 12/29/1965 38 vs. Cornell, 12/30/1965
78	Michael Smith	39 vs. Utah State, 12/19/1987 39 vs. La Salle, 12/29/1987
76	Jimmer Fredette	24 vs. TCU, 03/10/2011 52 vs. New Mexico, 03/11/2011
75	Jimmer Fredette	43 vs. San Diego State, 01/26/2011 32 vs. New Mexico, 01/29/2011
75	Jimmer Fredette	45 vs. TCU, 03/11/2010 30 vs. UNLV, 03/12/2010
74	Dick Nemeika	vs. Illinois, 12/03/1965 vs. Houston, 12/04/1965
73	Jimmer Fredette	24 vs. Nebraska, 12/23/2009 49 at Arizona, 12/28/2009
72	Timo Saarelainen	41 at New Mexico, 02/07/1985 31 at UTEP, 02/09/1985
72	Devin Durrant	34 vs. Utah, 01/14/1984 38 at Hawaii, 01/19/1984
71	Tyler Haws	38 vs. Pacific, 01/30/2014 33 vs. Saint Mary's, 02/01/2014
71	Tyler Haws	48 at Portland, 01/23/2014 23 at Gonzaga, 01/25/2014
71	Devin Durrant	36 at UCLA, 12/28/1984 35 vs. Weber State, 01/07/1984
71	Devin Durrant	38 at Hawaii, 01/19/1984 33 at San Diego State, 01/21/1984
71	Jimmer Fredette	33 vs. New Mexico, 03/02/2011 38 vs. Wyoming, 03/05/2011

3-STRAIGHT 30-POINT GAMES

Kresimir Cosic		
12/3/1971	vs. Kansas State	30
12/4/1971	vs. St. Joseph's	31
12/9/1971	vs. New Mexico State	33

Devin Durrant		
12/28/1983	at UCLA	36
1/7/1984	vs. Weber State	35
1/14/1984	vs. Utah	34
1/19/1984	at Hawaii	38
1/21/1984	at San Diego State	33
1/26/1984	vs. Wyoming	36

Jimmer Fredette		
3/11/2010	vs. TCU	45
3/12/2010	at UNLV	30
3/18/2010	vs. Florida	37

Jimmer Fredette		
1/22/2011	at Colorado State	42
1/26/2011	vs. San Diego State	43
1/29/2011	at New Mexico	32

Jimmer Fredette		
3/11/2011	vs. New Mexico	52
3/12/2011	vs. San Diego State	30
3/17/2011	vs. Wofford	32
3/19/2011	vs. Gonzaga	34
3/24/2011	vs. Florida	32

Michael Smith		
1/12/1989	vs. San Diego State	35
1/14/1989	vs. Hawaii	31
1/19/1989	at Air Force	33

TOTAL POSTSEASON POINTS

Player, Years Player	NCAA	NIT	NAIB	Total
Tyler Haws, 2009-10, 12-15	74	111	0	185
Jimmer Fredette, 2007-11	184	0	0	184
Roland Minson, 1948-51	73	80	30	183
Mel Hutchins, 1947-48, 49-51	81	27	17	125
Brandon Davies, 2009-13	42	73	0	115
Joe Nelson, 1946-50	43	0	69	112
Danny Ainge, 1977-81	107	0	0	107
Jeff Chatman, 1984-88	61	45	0	106
Chase Fischer, 2014-16	23	82	0	105
Matt Carlino, 2011-14	28	72	0	100

MISCELLANEOUS SCORING RECORDS

SEASON POINTS SCORED – TOP TWO SCORERS

Season	Players	Points
2010-11	Jimmer Fredette (1,068), Jackson Emery (462)	1,530
2012-13	Tyler Haws (780), Brandon Davies (637)	1,417
1980-81	Danny Ainge (782), Fred Roberts (603)	1,385
1987-88	Michael Smith (679), Jeff Chatman (623)	1,302
2015-16	Chase Fischer (673), Nick Emery (585)	1,258
2013-14	Tyler Haws (767), Matt Carlino (481)	1,248
2014-15	Tyler Haws (776), Kyle Collinsworth (456)	1,232
1986-87	Michael Smith (643), Jeff Chatman (540)	1,202
1950-51	Roland Minson (619), Mel Hutchins (571)	1,190
2009-10	Jimmer Fredette (751), Jackson Emery (436)	1,187

TOTAL POINTS IN A SINGLE GAME – TWO PLAYERS

Points	Players	Opponent, Date
73	Tyler Haws (48), Matt Carlino (25)	at Portland (30T), 01/23/2014
69	Danny Ainge (39), Fred Roberts (30)	Utah State, 12/27/1980
68	Michael Smith (39), Jeff Chatman (29)	Utah State, 12/19/1987
67	Dick Nemelka (38), Steve Kramer (29)	vs. Cornell, 12/30/1965
67	Jimmer Fredette (47), Jackson Emery (20)	at Utah, 01/11/2011
66	Jimmer Fredette (52), Jackson Emery (14)	vs. New Mexico, 03/11/2011
66	Devin Durrant (34), Brett Applegate (32)	Utah, 01/14/1984
66	Danny Ainge (40), Devin Durrant (26)	Oral Roberts, 12/23/1978
64	Bob Skousen (47), Bob Wilson (17)	UCLA, 12/01/1961
63	Jimmer Fredette (38), Charles Abouo (25)	Wyoming, 03/05/2011
63	Jimmer Fredette (37), Michael Loyd Jr. (26)	vs. Florida (20T), 03/18/2010
62	Jeff Congdon (33), Dick Nemelka (29)	Utah, 03/05/1966
62	Fred Roberts (33), Danny Ainge (29)	North Texas, 12/12/1980
62	Jimmer Fredette (49), Jackson Emery (13)	at Arizona, 12/28/2009
61	Paul Ruffner (37), Doug Howard (24)	vs. Georgia, 12/29/1969
61	Jimmer Fredette (39), Jackson Emery (22)	at UNLV, 01/05/2011
61	Chase Fischer (41), Nick Emery (20)	vs. New Mexico, 12/23/2015
60	Dave Eastis (44), Mark Miller (16)	New Mexico, 02/05/1960
60	Danny Ainge (33), Keith Rice (27)	vs. Arizona State, 01/21/1978
60	Jimmer Fredette (45), Jackson Emery (15)	vs. TCU, 03/11/2010

TOTAL POINTS IN A SINGLE GAME – THREE PLAYERS

Points	Players	Opponent, Date
86	Tyler Haws (48), Matt Carlino (25), Skyler Halford (13)	at Portland (30T), 01/23/2014
86	Tyler Haws (48), Matt Carlino (25), Kyle Collinsworth (12)	at Portland (30T), 01/23/2014
84	Devin Durrant (34), Brett Applegate (32), Scott Sinek (18)	Utah, 01/14/1984
84	Michael Smith (39), Jeff Chatman (29), Jim Usevitch (16)	Utah State, 12/19/1987
82	Danny Ainge (39), Fred Roberts (30), Greg Kite (13)	Utah State, 12/27/1980
84	Devin Durrant (34), Brett Applegate (32), Chris Nikchevich (16)	Utah, 01/14/1984
81	Dick Nemelka (38), Steve Kramer (29), Neil Roberts (14)	vs. Cornell, 12/30/1965
81	Jimmer Fredette (38), Charles Abouo (25), Jackson Emery (18)	Wyoming, 03/05/2011
80	Bernie Fryer (31), Jay Bunker (27), Steve Kelly (22)	vs. Villanova, 12/29/1970
80	Dick Nemelka (31), John Fairchild (25), Bob Quinney (24)	at Arizona State, 01/16/1965
80	Jeff Congdon (33), Dick Nemelka (29), Jim Eakins (18)	Utah, 03/05/1966
80	Michael Smith (39), Jeff Chatman (29), Marty Haws (12)	Utah State, 12/19/1987

TOTAL POINTS IN A SINGLE GAME – FOUR PLAYERS

Points	Players	Opponent, Date
100	Devin Durrant (34), Brett Applegate (32), Scott Sinek (18), Chris Nikchevich (16)	Utah, 01/14/1984
98	Tyler Haws (48), Matt Carlino (25), Skyler Halford (13), Kyle Collinsworth (12)	at Portland (30T), 01/23/2014
96	Michael Smith (39), Jeff Chatman (29), Jim Usevitch (16), Marty Haws (12)	Utah State, 12/19/1987
92	Danny Ainge (27), Scott Runia (25), Devin Durrant (20), Alan Taylor (20)	New Mexico, 01/13/1979
92	Jimmer Fredette (38), Charles Abouo (25), Jackson Emery (18), Kyle Collinsworth (11)	Wyoming, 03/05/2011
91	Danny Ainge (39), Fred Roberts (30), Greg Kite (13), Steve Craig (9)	Utah State, 12/27/1980
91	Jimmer Fredette (47), Jackson Emery (20), Brandon Davies (12), Noah Hartsock (12)	at Utah, 01/11/2011



Tyler Haws



Bob Skousen



Bernie Fryer

SCORING RECORDS: DAYS OF THE WEEK AND HEIGHT

MONDAY

Rk	Name vs. Opponent, Date	Pts
1	Jimmer Fredette (Jr.) at Arizona, 12/28/2009	49
2	Paul Ruffner (Sr.) vs. Georgia, 12/29/1969	37
3	Bob Quinney (Jr.) vs. Michigan State, 12/23/1963	35
4	Michael Smith (So.) vs. Michigan State, 12/29/1986	32
5	Tyler Haws (Jr.) at Stanford, 11/11/2013	31

TUESDAY

Rk	Name vs. Opponent, Date	Pts
1	Jimmer Fredette (Sr.) at Utah, 01/11/2011	47
2	Michael Smith (Jr.) vs. La Salle, 12/29/1987	39
3	Tyler Haws (So.) vs. WASHINGTON, 03/19/2013	37
4	Tyler Haws (Sr.) at Utah State, 12/02/2014	35
5	Michael Smith (So.) vs. Pittsburgh, 12/23/1986	34

WEDNESDAY

Rk	Name vs. Opponent, Date	Pts
1	Jimmer Fredette (Sr.) vs. San Diego State, 01/26/2011	43
2	Chase Fischer (Sr.) vs. New Mexico, 12/23/2015	41
3	Dick Nemelka (Sr.) vs. St. Bonaventure, 12/29/1965	40
4	Jimmer Fredette (Sr.) at UNLV, 01/05/2011	39
5	Devin Durrant (Sr.) at UCLA, 12/28/1983	36
	Jimmer Fredette (Jr.) at Colorado State, 02/17/2010	36

THURSDAY

Rk	Name vs. Opponent, Date	Pts
1	Tyler Haws (Jr.) at Portland, 01/23/2014	48
2	Jimmer Fredette (Jr.) vs. TCU, 03/11/2010	45
3	Timo Saarelainen (Sr.) at New Mexico, 02/07/1985	41
4	Bob Skousen (So.) at Ohio State, 01/01/1959	39
5	Tyler Haws (Jr.) vs. Pacific, 01/30/2014	38
	Devin Durrant (Sr.) at Hawaii, 01/19/1984	38
	Dick Nemelka (Sr.) vs. Cornell, 12/30/1965	38

FRIDAY

Rk	Name vs. Opponent, Date	Pts
1	Jimmer Fredette (Sr.) vs. New Mexico, 03/11/2011	52
2	Dave Eastis (Jr.) vs. New Mexico, 02/05/1960	44
3	Marty Haws (Sr.) vs. Siena, 11/24/1989	40
	John Fairchild (Sr.) vs. Arizona, 02/26/1965	40
5	Joe Nelson (So.) vs. Denver, 01/16/1948	37

SATURDAY

Rk	Name vs. Opponent, Date	Pts
1	Bob Skousen (Jr.) vs. UCLA, 12/02/1961	47
2	Jimmer Fredette (Sr.) at Colorado State, 01/22/2011	42
	Tyler Haws (So.) vs. Virginia Tech, 12/29/2012	42
4	Danny Ainge (So.) vs. Oral Roberts, 12/23/1978	40
5	Michael Smith (Jr.) vs. Utah State, 12/19/1987	39
	Danny Ainge (Sr.) vs. Utah State, 12/27/1980	39
	Dick Nemelka (Sr.) vs. Houston, 12/04/1965	39

5-8

Rk	Name vs. Opponent, Date	Pts
1	Ron Abegglen (Jr.) at Montana, 12/15/1962	16
2	Ron Abegglen (Jr.) vs. Michigan State, 12/21/1959	13
3	Ron Abegglen (Jr.) vs. Ohio State, 12/22/1959	10
	Ron Abegglen (Jr.) vs. Utah State, 02/13/1960	10
	Ron Abegglen (Jr.) at Kansas, 12/19/1959	10

5-9

Rk	Name vs. Opponent, Date	Pts
1	Dave Barber (So.) vs. Denver, 02/06/1960	6
2	Dave Barber (So.) at USC, 12/12/1959	2
	Dave Barber (So.) at Kansas State, 12/18/1959	2
	Dave Barber (So.) at Utah State, 01/29/1960	2
	Dave Barber (So.) at Colorado State, 02/20/1960	2

5-10

Rk	Name vs. Opponent, Date	Pts
1	Ron Steinke (Jr.) at Oklahoma, 12/16/1961	24
2	Ron Steinke (Jr.) vs. Montana, 12/16/1961	19
3	Ron Steinke (Jr.) vs. Pacific, 02/22/1962	18
4	Ron Steinke (Jr.) vs. New Mexico, 12/22/1961	16
5	Ron Steinke (Jr.) vs. Air Force, 02/03/1962	14
	Ron Steinke (Sr.) vs. Oklahoma City, 12/18/1961	14

5-11

Rk	Name vs. Opponent, Date	Pts
1	Gary Batchelor (Sr.) at Utah, 12/08/1962	24
	Scott Sonnenberg (Fr.) vs. TCU, 02/23/1963	24
3	Gary Batchelor (Sr.) vs. Baylor, 02/13/1997	20
4	Gary Batchelor (So.) at Utah, 12/22/1962	19
5	Gary Batchelor (Sr.) vs. Wichita State, 02/23/1961	18

6-0

Rk	Name vs. Opponent, Date	Pts
1	Dick Nemelka (Sr.) vs. St. Bonaventure, 12/29/1965	40
2	Dick Nemelka (Sr.) vs. Houston, 12/04/1965	39
3	Dick Nemelka (Sr.) vs. Cornell, 12/30/1965	38
4	Dick Nemelka (Sr.) vs. Illinois, 12/03/1965	35
5	Dick Nemelka (Sr.) vs. Utah, 02/05/1966	34

6-1

Rk	Name vs. Opponent, Date	Pts
1	Jeff Congdon (Sr.) vs. Utah, 03/05/1966	33
2	Skyler Halford (Jr.) vs. San Diego, 01/04/2014	28
3	Jeff Congdon (Sr.) vs. Wyoming, 02/26/1966	26
	Mike Gardner (So.) at Oregon, 11/30/1962	26
	Mike Gardner (Sr.) vs. Oregon, 12/05/1964	26
	Michael Loyd Jr. (So.) vs. Florida, 03/18/2010	26
	Scott Moon (Sr.) at Wyoming, 01/19/1991	26
	Trent Whiting (Sr.) vs. UNLV, 01/15/2001	26

6-2

Rk	Name vs. Opponent, Date	Pts
1	Jimmer Fredette (Sr.) vs. New Mexico, 03/11/2011	52
2	Jimmer Fredette (Jr.) at Arizona, 12/28/2009	49
3	Jimmer Fredette (Sr.) at Utah, 01/11/2011	47
4	Jimmer Fredette (Jr.) vs. TCU, 03/11/2010	45
5	Jimmer Fredette (Sr.) vs. SAN DIEGO STATE, 01/26/2011	43

6-3

Rk	Name vs. Opponent, Date	Pts
1	Chase Fischer (Sr.) vs. New Mexico, 12/23/2015	41
2	Doug Richards (Sr.) vs. Idaho State, 12/01/1973	36
3	Terrell Lyday (Jr.) at Utah State, 01/08/2000	35
4	Terrell Lyday (Sr.) vs. Wyoming, 03/09/2001	32
	Doug Richards (Sr.) at Utah, 01/12/1974	32

6-4

Rk	Name vs. Opponent, Date	Pts
1	Bob Skousen (Jr.) vs. UCLA, 12/02/1961	47
2	Bob Skousen (So.) at Ohio State, 01/01/1959	39
3	Bruce Burton (Sr.) at La Salle, 12/26/1962	34
4	Bob Skousen (So.) vs. Santa Clara, 12/20/1958	32
5	Bruce Burton (Sr.) vs. Baylor, 12/21/1962	31

6-5

Rk	Name vs. Opponent, Date	Pts
1	Tyler Haws (Jr.) at Portland, 01/23/2014	48
2	Dave Eastis (Jr.) vs. New Mexico, 02/05/1960	44
3	Tyler Haws (So.) vs. Virginia Tech, 12/29/2012	42
4	Danny Ainge (So.) vs. Oral Roberts, 12/23/1978	40
5	Danny Ainge (Sr.) vs. Utah State, 12/27/1980	39

6-6

Rk	Name vs. Opponent, Date	Pts
1	Timo Saarelainen (Sr.) at New Mexico, 02/07/1985	41
2	Timo Saarelainen (Sr.) vs. La Salle, 11/30/1984	35
3	Jay Cheesman (Sr.) at New Mexico, 02/25/1977	34
	Keena Young (Sr.) at UNLV, 03/10/2007	34
5	Jay Cheesman (Sr.) vs. Arizona State, 02/13/1976	33
	Timo Saarelainen (Sr.) vs. San Diego State, 01/31/1985	33
	Andy Toolson (Sr.) at Penn State, 12/02/1989	33

6-7

Rk	Name vs. Opponent, Date	Pts
1	Devin Durrant (Sr.) at Hawaii, 01/19/1984	38
2	Steve Schreiner (Sr.) vs. Hawaii, 02/09/1991	37
3	Lee Cummard (Sr.) vs. Long Beach State, 11/14/2008	36
	Devin Durrant (Sr.) vs. Wyoming, 01/26/1984	36
	Devin Durrant (Sr.) at UCLA, 12/28/1983	36
	Devin Durrant (Sr.) at UTEP, 02/04/1984	36

6-8

Rk	Name vs. Opponent, Date	Pts
1	John Fairchild (Sr.) vs. Arizona, 02/26/1965	40
2	John Fairchild (Jr.) vs. Arizona State, 02/28/1964	34
	John Fairchild (Jr.) vs. Wyoming, 01/11/1964	34
	Kari Limco (Sr.) vs. St. Francis, 02/01/1969	34
	Kenneth Roberts (Jr.) at Utah, 03/04/1995	34

6-9

Rk	Name vs. Opponent, Date	Pts
1	Paul Ruffner (Sr.) vs. Georgia, 12/29/1969	37
2	Paul Ruffner (Sr.) vs. San Jose State, 12/13/1969	36
3	Mekell Wesley (Jr.) vs. Wyoming, 01/20/2000	34
4	Brandon Davies (Sr.) at Weber State, 12/15/2012	33
	Paul Ruffner (Sr.) at Utah, 01/03/1970	33

6-10

Rk	Name vs. Opponent, Date	Pts
1	Michael Smith (Jr.) vs. La Salle, 12/29/1987	39
	Michael Smith (Jr.) vs. Utah State, 12/19/1987	39
3	Michael Smith (Sr.) vs. San Jose State, 01/12/1989	35
4	Michael Smith (So.) vs. Pittsburgh, 12/23/1986	34
	Michael Smith (So.) vs. UTEP, 02/07/1987	34
	Michael Smith (So.) at New Mexico, 01/10/1987	34

6-11

Rk	Name vs. Opponent, Date	Pts
1	Kresimir Cosic (Sr.) vs. Arizona, 01/25/1973	36
	Russell Larson (Jr.) vs. Nicholls State, 12/10/1993	36
3	Kresimir Cosic (Jr.) at Utah State, 12/22/1971	35
	Russell Larson (Jr.) vs. Wyoming, 01/27/1994	35
	Craig Raymond (Sr.) vs. Utah State, 01/06/1967	35

7-0

Rk	Name vs. Opponent, Date	Pts
1	Dan Howard (Jr.) vs. Toledo, 11/22/2002	11
2	Dave McGuire (Fr.) vs. Colorado State, 02/10/1978	10
3	David Anderson (Fr.) at TCU, 01/16/1997	8
	Dan Howard (So.) at San Diego State, 01/12/2002	8
	Dave McGuire (Fr.) at Arizona State, 02/16/1978	8

7-2

Rk	Name vs. Opponent, Date	Pts
1	Carl Pollard (Fr.) vs. Kentucky, 03/17/1984	2
2	Carl Pollard (Fr.) vs. Hofstra, 11/30/1983	1
	Carl Pollard (Fr.) vs. Air Force, 01/28/1984	1

7-6

Rk	Name vs. Opponent, Date	Pts
1	Shawn Bradley (Fr.) vs. Eastern Kentucky, 12/07/1990	29
2	Shawn Bradley (Fr.) at Wyoming, 01/19/1991	27
3	Shawn Bradley (Fr.) at Colorado State, 01/17/1991	25
4	Shawn Bradley (Fr.) at San Diego State, 01/03/1991	24
5	Shawn Bradley (Fr.) vs. East Tennessee St., 11/14/1990	23

SCORING RECORDS: CAREER AVERAGE BY HEIGHT

5-8

Rk	Name, Years	G	Pts	Avg
1	Ron Abegglen, 1958-60	23	128	5.6

5-9

Rk	Name, Years	G	Pts	Avg
1	Terry Tebbis, 1953-56	62	919	14.8

5-10

Rk	Name, Years	G	Pts	Avg
1	Tom Steinke, 1954-57	58	685	11.8
2	Randy Clark, 1948-49	79	626	7.9
3	Ron Steinke, 1960-63	46	293	6.4

5-11

Rk	Name, Years	G	Pts	Avg
1	Gary Batchelor, 1960-63	74	615	8.3
2	Harry Anderson, 1954-57	53	350	6.6
3	Scott Sonnenberg, 1996-97	25	125	5.0

6-0

Rk	Name, Years	G	Pts	Avg
1	Dick Nemelka, 1963-66	78	1299	16.7
2	Gary Earnest, 1958-61	77	1108	14.4
3	Roland Minson, 1948-51	105	1407	13.4
4	Rashaun Broadus, 2005-07	43	345	8.0
5	Randy Schouten, 1965-68	44	329	7.5

6-1

Rk	Name, Years	G	Pts	Avg
1	Trent Whiting, 2000-01	26	369	14.2
2	Joe Richey, 1950-53	89	1177	13.2
3	Mike Gardner, 1962-65	76	845	11.1
4	Scott Runia, 1976-80	110	1051	9.6
5	Dean Larsen, 1951-54	78	694	8.9

6-2

Rk	Name, Years	G	Pts	Avg
1	Jimmer Fredette, 2007-11	139	2599	18.7
2	Nick Emery, 2015-17	70	1032	14.7
3	Joe Nelson, 1946-50	114	1494	13.1
4	Matt Carlino, 2011-14	96	1201	12.5
5	Marty Haws, 1986-90	123	1337	10.9

6-3

Rk	Name, Years	G	Pts	Avg
1	Bernie Fryer, 1970-72	55	1031	18.7
2	Terrell Lyday, 1999-01	66	1105	16.7
3	Chase Fischer, 2014-16	71	1121	15.8
4	Doug Richards, 1971-74	78	1218	15.6
5	Doug Howard, 1967-70	79	1143	14.5

6-4

Rk	Name, Years	G	Pts	Avg
1	Bob Skousen, 1958-59, 61-63	54	877	16.2
2	Bruce Burton, 1960-63	78	1089	14.0
3	Nick Sanderson, 1991-93	65	808	12.43
4	John Benson, 1954-57	78	964	12.36
5	Belmont Anderson, 1971-74	76	865	11.4

6-5

Rk	Name, Years	G	Pts	Avg
1	Danny Ainge, 1977-81	118	2467	20.9
2	Tyler Haws, 2009-10, 12-15	139	2720	19.6
3	John Nichol, 1957-59	40	683	17.1
4	Dave Eastis, 1958-61	69	1015	14.7
5	Steve Kelly, 1968-71	56	750	13.4

6-6

Rk	Name, Years	G	Pts	Avg
1	Bryon Ruffner, 1995-96	28	527	18.8
2	Ron Sellaize, 1997-98	21	352	16.8
3	Brian Frishman, 1974-75	23	354	15.4
4	Jeff Chatman, 1984-88	122	1824	15.0
5	Verne Thompson, 1975-77	51	758	14.9
6	Jay Cheesman, 1973-77	103	1408	13.7
7	Travis Hansen, 2000-03	86	1137	13.2

6-7

Rk	Name, Years	G	Pts	Avg
1	Devin Durrant, 1978-80, 82-84	117	2285	19.5
2	Mark Bigelow, 1998-99, 01-04	120	1715	14.3
3	Steve Schreiner, 1988-91	93	1128	12.1
4	Lee Cumard, 2005-09	131	1569	12.0
5	Silester Rivers, 1998-00	52	463	8.9

6-8

Rk	Name, Years	G	Pts	Avg
1	John Fairchild, 1963-65	53	1109	20.9
2	Kari Luimo, 1966-69	76	1156	15.2
3	Brett Applegate, 1982-84	60	805	13.4
4	Ken Roberts, 1990-91, 93-96	126	1652	13.1
5	Kyle Davis, 2015-16	37	439	11.9
6	Mark Handy, 1973-77	96	1098	11.4

6-9

Rk	Name, Years	G	Pts	Avg
1	Paul Ruffner, 1968-70	54	881	16.3
2	Makell Wesley, 1997-01	115	1740	15.1
3	Brandon Davies, 2009-13	135	1680	12.4
4	Jim Usevitch, 1982-84, 86-88	107	909	8.5
5	Jeff Campbell, 1990-91, 94-97	101	765	7.6

6-10

Rk	Name, Years	G	Pts	Avg
1	Michael Smith, 1983-84, 86-89	122	2319	19.0
2	Fred Roberts, 1978-82	119	1841	15.5
3	Eric Mika, 2013-14	33	389	11.8
4	Alan Tyler, 1976-80	110	1284	11.7
5	Gary Trost, 1987-88, 90-93	114	1205	10.6
6	Tom Gneiting, 1984-87	92	726	7.9

6-11


Rk	Name, Years	G	Pts	Avg
1	Kresimir Cosic, 1970-73	79	1513	19.2
2	Rafael Araujo, 2002-04	62	935	15.1
3	Russell Larson, 1991-95	129	1885	14.6
4	Trent Plaisted, 2004-08	103	1372	13.3
5	Jim Eakins, 1965-68	71	704	9.9

7-0


Rk	Name, Years	G	Pts	Avg
1	Dave McGuire, 1977-79, 80-81	46	82	1.8
2	Cory Reader, 1994-95	24	40	1.7
3	Dan Howard, 1999-03	63	87	1.4
4	David Anderson, 1996-97	22	29	1.3

7-6

Rk	Name, Years	G	Pts	Avg
1	Shawn Bradley, 1990-91	34	503	14.8



Shawn Bradley



Michael Smith



Trent Whiting

1,000-POINT CLUB

1. TYLER HAWS • 2009-10, 12-15, G, 6-5 • 2,720 CAREER POINTS

YEAR	G	GS	MIN	AVG	FG	FGA	PCT	3FG	FGA	PCT	FT	FTA	PCT	REB	RPG	A	APG	TO	BLK	STL	PTS	PPG
2009-10	35	33	924	26.4	131	263	.498	25	68	.368	110	120	.917	146	4.2	54	1.5	41	5	26	397	11.3
2012-13	36	36	1235	34.3	276	571	.483	43	113	.381	185	211	.877	165	4.6	71	2.0	71	5	45	780	21.7
2013-14	33	33	1143	34.6	252	544	.463	40	99	.404	223	253	.881	126	3.8	49	1.5	63	9	34	767	23.2
2014-15	35	35	1125	32.1	258	538	.480	54	147	.367	206	236	.873	156	4.5	83	2.4	69	9	33	776	22.2
TOTAL	139	137	4427	31.8	917	1916	.479	162	427	.379	724	820	.883	593	4.3	257	1.8	244	28	138	2720	19.6

- Led BYU to the NIT semifinals as a sophomore in 2013
- WCC Player of the Year in 2014

- Honorable Mention AP All-American in 2014, 2015
- Top-10 in scoring in the NCAA in 2013, 2014, 2015

2. JIMMER FREDETTE • 2007-2011, G, 6-2 • 2,599 CAREER POINTS

YEAR	G	GS	MIN	AVG	FG	FGA	PCT	3FG	FGA	PCT	FT	FTA	PCT	REB	RPG	A	APG	TO	BLK	STL	PTS	PPG
2007-08	35	0	647	18.5	83	204	.407	43	128	.336	35	41	.854	37	1.1	61	1.7	41	3	27	244	7.0
2008-09	33	32	1090	33.0	184	383	.480	52	136	.382	116	137	.847	98	3.0	135	4.1	85	3	50	536	16.2
2009-10	34	33	1059	31.1	225	491	.458	77	175	.440	224	251	.892	105	3.1	159	4.7	93	5	41	751	22.1
2010-11	37	37	1323	35.8	346	765	.452	124	313	.396	252	282	.894	127	3.4	160	4.3	131	1	49	1068	28.9
TOTALS	139	102	4119	29.6	838	1843	.455	296	752	.394	627	711	.882	367	2.6	515	3.7	350	12	167	2599	18.7

- 2011 Consensus National Player of the Year (Wooden, Naismith, etc.) • A consensus All-American in 2011
- 2011 MWC Player of the Year, three-time first-team All-MWC
- Led the nation in scoring in 2010-11

3. DANNY AINGE • 1977-81, G, 6-5 • 2,467 CAREER POINTS

YEAR	G	GS	MIN	AVG	FG	FGA	PCT	3FG	FGA	PCT	FT	FTA	PCT	REB	RPG	A	APG	TO	BLK	STL	PTS	PPG
1977-78	30	30	1140	38.0	243	473	.514	—	—	—	146	169	.864	173	5.8	158	5.3	104	6	60	632	21.1
1978-79	27	27	922	34.1	206	376	.548	—	—	—	86	112	.768	102	3.8	122	4.5	100	8	46	498	18.4
1979-80	29	29	984	33.9	229	430	.533	—	—	—	97	124	.782	114	3.9	132	4.6	72	3	43	555	19.1
1980-81	32	32	1213	37.9	309	596	.518	—	—	—	164	199	.824	152	4.8	127	4.0	103	4	46	782	24.4
TOTALS	118	118	4259	36.1	987	1875	.526	—	—	—	493	604	.816	541	4.6	539	4.6	379	21	195	2467	20.9

- Won Eastman and John Wooden Award in his senior season
- Drafted by both Toronto (MLB) and Boston (NBA)

- Scored game winning lay-up in Sweet Sixteen against Notre Dame
- NCAA record, scoring in double figures in 112 consecutive games

4. MICHAEL SMITH • 1983-84, 1986-89, F, 6-10 • 2,319 CAREER POINTS

YEAR	G	GS	MIN	AVG	FG	FGA	PCT	3FG	FGA	PCT	FT	FTA	PCT	REB	RPG	A	APG	TO	BLK	STL	PTS	PPG
1983-84	29	—	734	25.3	99	218	.454	—	—	—	34	45	.756	153	5.3	77	2.7	63	9	12	232	8.0
1986-87	32	24	986	30.8	253	497	.509	34	70	.486	103	114	.904	273	8.5	55	1.7	65	6	13	643	20.1
1987-88	32	32	1078	33.7	248	489	.507	49	113	.434	134	159	.843	248	7.8	100	3.1	101	3	24	679	21.2
1988-89	29	29	1079	37.2	286	545	.525	33	87	.379	160	173	.925	248	8.6	85	2.9	130	4	21	765	26.4
TOTALS	122	85	3877	31.8	886	1749	.507	116	270	.430	431	491	.878	922	7.6	317	2.6	359	22	70	2319	19.0

- Second-team UPI and third-team AP All-America as a junior

- Third-team Basketball Weekly, Sporting News All-America HM as a senior

5. DEVIN DURRANT • 1978-80, 1982-84, F, 6-7 • 2,285 CAREER POINTS

YEAR	G	GS	MIN	AVG	FG	FGA	PCT	3FG	FGA	PCT	FT	FTA	PCT	REB	RPG	A	APG	TO	BLK	STL	PTS	PPG
1978-79	28	28	795	28.4	142	263	.540	—	—	—	86	122	.705	146	5.2	66	2.4	75	10	20	370	13.2
1979-80	29	29	836	28.8	147	265	.555	—	—	—	93	130	.715	170	5.9	89	3.1	75	5	17	387	13.3
1982-83	29	29	1093	37.7	231	456	.507	—	—	—	200	261	.766	167	5.8	69	2.4	99	18	17	662	22.8
1983-84	31	31	1225	39.5	312	543	.575	—	—	—	242	307	.788	160	5.2	44	1.4	90	17	23	866	27.9
TOTALS	117	117	3949	33.8	832	1527	.545	—	—	—	621	820	.757	643	5.5	268	2.3	339	50	77	2285	19.5

- AP All-America Second Team, UPI All-America Third Team
- WAC Player of the Year his junior year

- Holds the BYU record for scoring average of 27.9 in his senior season
- Drafted in the second round by the Indiana Pacers

6. RUSSELL LARSON • 1992-95, F/C, 6-11 • 1,885 CAREER POINTS

YEAR	G	GS	MIN	AVG	FG	FGA	PCT	3FG	FGA	PCT	FT	FTA	PCT	REB	RPG	A	APG	TO	BLK	STL	PTS	PPG
1991-92	32	1	656	20.5	101	187	.540	0	0	.000	115	141	.816	162	5.1	16	0.5	36	41	25	317	9.9
1992-93	33	19	651	19.7	135	214	.631	0	2	.000	88	120	.733	145	4.4	34	1.0	47	41	26	358	10.8
1993-94	32	32	946	29.6	223	403	.553	10	35	.286	181	221	.819	292	9.1	44	1.4	75	40	46	637	19.9
1994-95	32	32	970	30.3	201	384	.523	14	28	.500	157	191	.822	222	6.9	40	1.3	73	44	34	573	17.9
TOTALS	129	84	3223	25.0	660	1188	.556	24	65	.369	541	673	.804	821	6.4	134	1.0	231	166	131	1885	14.6

- First-team All-WAC by Coaches and Writers

- GTE/CoSIDA Second Team Academic All-America

7. FRED ROBERTS • 1978-82, F, 6-10 • 1,841 CAREER POINTS

YEAR	G	GS	MIN	AVG	FG	FGA	PCT	3FG	FGA	PCT	FT	FTA	PCT	REB	RPG	A	APG	TO	BLK	STL	PTS	PPG
1978-79	29	28	861	30.8	158	291	.543	—	—	—	83	106	.783	191	6.8	63	2.3	72	23	24	399	14.3
1979-80	29	29	891	30.1	151	257	.588	—	—	—	71	98	.724	177	6.1	72	2.5	75	19	10	373	12.9
1980-81	32	32	1187	37.1	216	373	.579	—	—	—	171	220	.777	255	8.0	110	3.4	104	14	26	603	18.8
1981-82	30	30	1119	37.3	162	338	.479	—	—	—	142	178	.798	215	7.2	96	3.2	109	19	21	466	15.5
TOTALS	119	119	4058	34.1	687	1259	.546	—	—	—	467	602	.776	838	7.0	341	2.9	360	75	81	1841	15.5

- First-team All-WAC

- Basketball Writers District VII Team

8. JEFF CHATMAN • 1984-88, F, 6-6 • 1,824 CAREER POINTS

YEAR	G	GS	MIN	AVG	FG	FGA	PCT	3FG	FGA	PCT	FT	FTA	PCT	REB	RPG	A	APG	TO	BLK	STL	PTS	PPG
1984-85	26	26	390	15.0	45	85	.529	—	—	—	12	29	.414	106	4.1	7	0.3	21	12	12	102	3.9
1985-86	32	32	1037	32.4	230	422	.545	—	—	—	99	147	.673	165	5.2	26	0.8	41	27	22	559	17.5
1986-87	32	32	1034	32.3	223	437	.510	0	3	.000	94	131	.718	183	5.7	23	0.7	56	40	20	540	16.9
1987-88	32	32	1094	34.2	253	425	.595	0	0	.000	117	170	.688	242	7.6	36	1.1	51	28	28	623	19.5
TOTALS	122	122	3555	29.1	751	1369	.549	0	3	.000	322	477	.675	696	5.7	92	0.8	169	107	82	1824	15.0

- Honorable Mention All-America by Sporting News his senior season

- Twice selected to the USBWA All-District VII Team

9. MEKELI WESLEY • 1997-01, F, 6-9 • 1,740 CAREER POINTS

YEAR	G	GS	MIN	AVG	FG	FGA	PCT	3FG	FGA	PCT	FT	FTA	PCT	REB	RPG	A	APG	TO	BLK	STL	PTS	PPG
1997-98	30	29	891	29.7	129	313	.412	18														

1,000-POINT CLUB

10. MARK BIGELOW • 1998-99, 2001-04, G/F, 6-7 • 1,715 CAREER POINTS

YEAR	G	GS	MIN	AVG	FG	FGA	PCT	3FG	FGA	PCT	FT	FTA	PCT	REB	RPG	A	APG	TO	BLK	STL	PTS	PPG
1998-99	28	27	907	32.4	132	301	.439	44	113	.389	111	140	.793	175	6.3	57	2.0	76	13	38	419	15.0
2001-02	30	30	954	31.8	138	317	.435	65	154	.422	106	132	.803	82	2.7	44	1.5	62	11	21	447	14.9
2002-03	32	32	1025	32.0	145	332	.437	63	151	.417	93	112	.830	118	3.7	74	2.3	56	12	33	446	13.9
2003-04	30	30	956	31.9	129	300	.430	41	141	.291	104	129	.806	113	3.8	85	2.8	50	13	24	403	13.4
Totals	120	119	3842	32.0	544	1250	.435	213	559	.381	414	513	.807	488	4.1	260	2.2	244	49	116	1715	14.3

• Earned All-MWC Second Team honors in senior season

11. KYLE COLLINSWORTH • 2010-11, 13-16, G, 6-6 • 1,707 CAREER POINTS

YEAR	G	GS	MIN	AVG	FG	FGA	PCT	3FG	FGA	PCT	FT	FTA	PCT	REB	RPG	A	APG	TO	BLK	STL	PTS	PPG
2010-11	36	27	926	25.7	78	162	.481	7	27	.259	46	81	.568	183	5.1	75	2.1	56	16	39	209	5.8
2013-14	34	34	1136	33.4	175	352	.497	8	22	.364	117	203	.576	275	8.1	156	4.6	89	15	57	475	14.0
2014-15	33	33	1019	30.9	158	335	.472	6	21	.286	134	182	.736	286	8.7	197	6.0	96	11	59	456	13.8
2015-16	37	36	1249	33.8	206	444	.464	9	37	.243	146	224	.652	303	8.2	275	7.4	126	20	74	567	15.3
TOTAL	140	130	4330	30.9	617	1293	.477	30	107	.280	443	690	.642	1047	7.5	703	5.0	367	62	229	1707	12.2

• Three-time first-team All-WCC

• Two-time AP Honorable Mention All-American

• NCAA record holder for triple-doubles in a single-season, career

• 2016 WCC Player of the Year

12. BRANDON DAVIES • 2009-13, F, 6-9 • 1,680 CAREER POINTS

YEAR	G	GS	MIN	AVG	FG	FGA	PCT	3FG	FGA	PCT	FT	FTA	PCT	REB	RPG	A	APG	TO	BLK	STL	PTS	PPG
2009-10	35	1	474	13.5	69	128	.539	0	1	.000	50	88	.568	104	3.0	9	0.3	47	14	13	188	5.4
2010-11	29	26	721	24.9	115	219	.525	0	0	.000	93	138	.674	180	6.2	43	1.5	44	27	20	323	11.1
2011-12	35	35	1002	28.6	196	380	.516	1	3	.333	139	210	.662	269	7.7	73	2.1	100	47	51	532	15.2
2012-13	36	36	1054	29.3	229	439	.522	5	14	.357	174	255	.682	287	8.0	88	2.4	92	35	48	637	17.7
TOTAL	135	98	3251	24.1	609	1166	.522	6	18	.333	456	691	.660	840	6.2	213	1.6	283	123	132	1680	12.4

• All-MWC Third Team as a sophomore

• All-WCC Team and NABC All-District as a junior and senior

13. KENNETH ROBERTS • 1990-91, 1993-96, F, 6-8 • 1,652 CAREER POINTS

YEAR	G	GS	MIN	AVG	FG	FGA	PCT	3FG	FGA	PCT	FT	FTA	PCT	REB	RPG	A	APG	TO	BLK	STL	PTS	PPG
1990-91	34	34	897	26.4	78	158	.494	4	10	.400	50	76	.658	151	4.4	96	2.8	54	14	20	210	6.2
1993-94	32	28	993	31.0	142	246	.577	1	2	.500	124	156	.795	192	6.0	6.1	1.9	49	21	25	409	12.8
1994-95	32	31	1037	32.4	171	307	.557	2	3	.667	150	179	.838	212	6.6	47	1.5	60	12	30	494	15.4
1995-96	28	28	983	35.1	170	316	.538	12	27	.444	187	230	.813	198	7.1	68	2.4	63	26	29	539	19.3
Totals	126	121	3910	31.0	561	1027	.546	19	42	.452	511	641	.797	753	6.0	272	2.2	226	73	104	1652	13.1

• Twice named All-WAC First Team

• Voted top WAC rebounder

14. LEE CUMMARD • 2006-09, G, 6-7 • 1,569 CAREER POINTS

YEAR	G	GS	MIN	AVG	FG	FGA	PCT	3FG	FGA	PCT	FT	FTA	PCT	REB	RPG	A	APG	TO	BLK	STL	PTS	PPG
2005-06	29	14	430	14.8	50	110	.455	17	43	.395	26	34	.765	68	2.3	45	1.6	31	12	16	143	4.9
2006-07	34	34	990	29.1	114	206	.553	40	92	.435	50	63	.794	191	5.6	93	2.7	49	29	50	318	9.4
2007-08	35	35	1101	31.5	198	348	.569	60	127	.472	96	112	.857	222	6.3	123	3.5	79	35	33	552	15.8
2008-09	33	33	1081	32.8	199	385	.517	36	93	.387	122	140	.871	205	6.2	111	3.4	54	30	30	556	16.8
Totals	131	116	3602	27.5	561	1049	.535	153	355	.431	294	349	.842	686	5.2	372	2.8	213	106	129	1569	12.0

• 2009 All-America Fourth Team by FOXSports.com

• 2009 All-MWC First Team, 2008 MWC Co-Player of the Year

15. JONATHAN TAVERNARI • 2006-10, F, 6-6 • 1,519 CAREER POINTS

YEAR	G	GS	MIN	AVG	FG	FGA	PCT	3FG	FGA	PCT	FT	FTA	PCT	REB	RPG	A	APG	TO	BLK	STL	PTS	PPG
2006-07	28	0	343	12.3	68	143	.476	29	78	.372	16	23	.696	80	2.9	17	0.6	17	8	18	181	6.5
2007-08	29	29	966	27.6	166	420	.395	88	234	.376	39	45	.867	184	5.3	53	1.5	59	16	48	459	13.1
2008-09	33	33	1042	31.6	195	451	.432	85	233	.381	42	55	.764	239	7.2	58	1.8	44	11	49	517	15.7
2009-10	36	7	849	23.6	132	318	.415	63	163	.387	35	43	.814	157	4.4	54	1.5	44	7	50	362	10.1
Totals	132	69	3200	24.2	561	1332	.421	265	698	.380	132	166	.795	660	5.0	182	1.4	164	42	165	1519	11.5

• 2007, 2008, 2009 All-MWC Third Team

• 2007 MWC Freshman of the Year and 2010 MWC Sixth Man of the Year

16. KRESIMIR COSIC • 1970-73, C, 6-11 • 1,513 CAREER POINTS

YEAR	G	GS	MIN	AVG	FG	FGA	PCT	3FG	FGA	PCT	FT	FTA	PCT	REB	RPG	A	APG	TO	BLK	STL	PTS	PPG
1970-71	27	—	—	—	153	317	.483	—	—	—	101	137	.737	341	12.6	—	—	—	—	—	407	15.1
1971-72	26	—	—	—	207	415	.499	—	—	—	167	207	.807	332	12.8	—	—	—	—	—	581	22.3
1972-73	26	—	—	—	206	430	.479	—	—	—	113	140	.807	246	9.5	—	—	—	—	—	525	20.2
Totals	79	—	—	—	566	1162	.487	—	—	—	381	484	.787	919	11.6	—	—	—	—	—	1513	19.2

• Named first-team Converse, Helms and UPI All-America

• Named All-Conference during his sophomore, junior and senior seasons

17. JOE NELSON • 1947-50, F, 6-3 • 1,494 CAREER POINTS

YEAR	G	GS	MIN	AVG	FG	FGA	PCT	3FG	FGA	PCT	FT	FTA	PCT	REB	RPG	A	APG	TO	BLK	STL	PTS	PPG
1946-47	23	—	—	—	36	—	—	—	—	—	37	50	.740	—	—	—	—	—	—	—	109	4.7
1947-48	26	—	—	—	141	—	—	—	—	—	111	—	—	—	—	—	—	—	—	—	393	15.1
1948-49	34	—	—	—	204	—	—	—	—	—	121	161	.752	—	—	—	—	—	—	—	529	15.6
1949-50	31	—	—	—	171	528	.324	—	—	—	121	154	.786	—	—	—	—	—	—	—	463	14.9
Totals	114	—	—	—	552	—	—	—	—	—	390	—	—	—	—	—	—	—	—	—	1494	13.1

• Named Helms All-America as a sophomore

• Named all-conference all three years at BYU

• Led BYU in scoring all three years

18. JAY CHEESMAN • 1973-77, F/C, 6-9 • 1,408 CAREER POINTS

YEAR	G	GS	MIN	AVG	FG	FGA	PCT	3FG	FGA	PCT	FT	FTA	PCT	REB	RPG	A	APG	TO	BLK	STL	PTS	PPG
1973-74	25	—	—	—	65	156	.417	—	—	—	29	41	.707	92	3.7	—	—	—	—	—	159	6.4
1974-75	26	—	—	—	151	290	.521	—	—	—	77	115	.670	172	6.6	—	—	—	—	—	379	14.6
1975-76	25	—	—	—	750	30.0	172	349	.493	—	—	—	—	—	—	—	—	—	—	—	441	17.6
1976-77	27	—	—</																			

1,000-POINT CLUB

19. ROLAND MINSON • 1948-51, F, 6-0 • 1,407 CAREER POINTS

YEAR	G	GS	MIN	AVG	FG	FGA	PCT	3FG	FGA	PCT	FT	FTA	PCT	REB	RPG	A	APG	TO	BLK	STL	PTS	PPG
1948-49	35	—	—	—	149	—	—	—	—	—	73	110	.664	—	—	—	—	—	—	—	371	10.6
1949-50	34	—	—	—	173	452	.383	—	—	—	71	127	.559	—	—	—	—	—	—	—	417	12.3
1950-51	37	—	—	—	239	627	.381	—	—	—	141	203	.695	186	5.0	—	—	—	—	—	619	16.7
Totals	106	—	—	—	561	—	—	—	—	—	285	440	.648	186	1.8	—	—	—	—	—	1407	13.3

• MVP in the NIT tourney won by the Cougars in 1951

• Drafted in the first round by the New York Knicks

20. ANDY TOOLSON • 1984-85, 1987-90, F, 6-6 • 1,388 CAREER POINTS

YEAR	G	GS	MIN	AVG	FG	FGA	PCT	3FG	FGA	PCT	FT	FTA	PCT	REB	RPG	A	APG	TO	BLK	STL	PTS	PPG
1984-85	29	—	548	18.9	97	193	.503	—	—	—	53	73	.726	77	2.7	32	1.1	22	3	12	247	8.5
1987-88	32	22	611	19.1	64	149	.430	25	63	.397	39	53	.736	88	2.8	41	1.3	23	3	15	192	6.0
1988-89	26	26	905	34.8	126	265	.475	42	109	.385	105	126	.833	171	6.6	45	1.7	37	8	27	399	15.3
1989-90	30	30	1095	36.5	184	351	.524	74	151	.490	108	141	.766	198	6.6	80	2.7	48	11	30	550	18.3
Totals	117	78	3159	27.0	471	958	.492	141	323	.437	305	393	.776	534	4.6	198	1.7	130	25	84	1388	11.9

• Named first-team Academic All-America during his junior year

21. TRENT PLAISTED • 2004-08, C, 6-11 • 1,372 CAREER POINTS

YEAR	G	GS	MIN	AVG	FG	FGA	PCT	3FG	FGA	PCT	FT	FTA	PCT	REB	RPG	A	APG	TO	BLK	STL	PTS	PPG
*2004-05	5	0	44	8.8	0	3	.000	0	0	.000	3	6	.500	8	1.6	1	0.2	2	0	0	3	0.6
2005-06	29	29	819	28.2	144	276	.522	0	0	.000	106	172	.616	199	6.9	28	1.0	71	27	12	394	13.6
2006-07	34	33	977	28.7	167	306	.546	0	0	.000	96	195	.492	210	6.2	40	1.2	56	46	15	430	12.6
2007-08	35	35	958	27.4	202	373	.542	0	0	.000	141	260	.542	269	7.7	54	1.5	84	34	15	545	15.6
Totals	103	97	2798	27.2	513	958	.535	0	0	.000	346	633	.547	686	6.7	123	1.2	213	107	42	1372	13.3

*received medical redshirt

• 2008 NABC All-District 13 and USBWA All-District VIII

• 2006 Scout.com Freshman All-America Second Team

• 2008 MWC First Team and 2007 MWC Second Team

22. MARTY HAWS • 1986-90, G, 6-2 • 1,337 CAREER POINTS

YEAR	G	GS	MIN	AVG	FG	FGA	PCT	3FG	FGA	PCT	FT	FTA	PCT	REB	RPG	A	APG	TO	BLK	STL	PTS	PPG
1986-87	32	12	490	15.3	39	90	.433	0	7	.000	30	52	.577	29	0.9	99	3.1	42	2	23	108	3.4
1987-88	32	32	883	27.6	98	181	.541	16	32	.500	56	74	.757	61	1.9	131	4.1	64	5	45	268	8.4
1988-89	29	29	1088	37.5	144	307	.469	18	52	.346	99	125	.792	77	2.7	149	5.1	79	2	48	405	14.0
1989-90	30	30	1101	36.7	198	398	.497	19	51	.373	141	179	.788	69	2.3	123	4.1	59	4	66	556	18.5
Totals	123	103	3561	29.0	479	976	.491	53	142	.373	326	430	.758	236	1.9	502	4.1	244	13	182	1337	10.9

• First-team All-WAC selection his senior year

• Led the Cougars in both points and assists his senior season

23. DICK NEMELKA • 1962-66, G, 6-2 • 1,299 CAREER POINTS

YEAR	G	GS	MIN	AVG	FG	FGA	PCT	3FG	FGA	PCT	FT	FTA	PCT	REB	RPG	A	APG	TO	BLK	STL	PTS	PPG
1963-64	25	—	—	—	109	242	.450	—	—	—	51	79	.646	71	2.8	—	—	—	—	—	269	10.8
1964-65	28	—	—	—	170	385	.442	—	—	—	91	127	.717	84	3.0	—	—	—	—	—	431	15.4
1965-66	25	—	—	—	242	463	.523	—	—	—	115	156	.737	119	4.8	—	—	—	—	—	599	24.0
Totals	78	—	—	—	521	1090	.478	—	—	—	257	362	.710	274	3.5	—	—	—	—	—	1299	16.7

• Named All-America by Look and Converse as a senior

• Named Scholastic All-American

• Led the Cougars to the 1966 NIT Championship

• Named first-team All-WAC in senior season

24. ALAN TAYLOR • 1976-80, C, 6-10 • 1,284 CAREER POINTS

YEAR	G	GS	MIN	AVG	FG	FGA	PCT	3FG	FGA	PCT	FT	FTA	PCT	REB	RPG	A	APG	TO	BLK	STL	PTS	PPG
1976-77	24	—	336	14.0	48	90	.533	—	—	—	30	45	.667	90	3.8	4	0.2	—	—	—	126	5.3
1977-78	29	—	957	33.0	170	301	.565	—	—	—	76	127	.598	246	8.5	50	1.7	85	28	10	416	14.3
1978-79	28	—	868	31.0	148	252	.587	—	—	—	84	140	.600	266	9.5	30	1.1	59	39	12	380	13.6
1979-80	29	—	919	31.7	138	231	.597	—	—	—	86	142	.606	317	10.9	31	1.1	56	52	13	362	12.5
Totals	110	—	3080	28.0	504	874	.577	—	—	—	276	454	.608	919	8.4	115	1.0	200	119	35	1284	11.7

• Set a Marriott Center record in his season finale with 23 rebounds

• Second all-time in rebounds at BYU

• Named All-WAC First Team

25. JACKSON EMERY • 2005-06, 2008-11, G, 6-3 • 1,235 CAREER POINTS

YEAR	G	GS	MIN	AVG	FG	FGA	PCT	3FG	FGA	PCT	FT	FTA	PCT	REB	RPG	A	APG	TO	BLK	STL	PTS	PPG
2005-06	28	6	279	10.0	28	70	.400	13	43	.302	10	13	.769	41	1.5	19	0.7	19	7	10	79	2.8
2008-09	33	32	942	28.5	85	177	.480	40	106	.377	48	65	.738	125	3.8	100	3.0	36	10	47	258	7.8
2009-10	35	35	1011	28.9	145	298	.487	85	197	.431	61	82	.744	156	4.5	96	2.7	42	11	91	436	12.5
2010-11	37	32	1202	32.5	151	354	.427	92	255	.361	68	82	.829	131	3.5	97	2.6	35	8	101	462	12.5
TOTAL	133	105	3434	25.8	409	899	.455	230	601	.383	187	242	.773	453	3.4	312	2.3	132	36	249	1235	9.3

• BYU's all-time steals leader (season and career)

• Two-time second-team All-MWC

• Three-time MWC All-Defensive Team and 2011 MWC Defensive Player of the Year

26. DOUG RICHARDS • 1971-74, G, 6-3 • 1,218 CAREER POINTS

YEAR	G	GS	MIN	AVG	FG	FGA	PCT	3FG	FGA	PCT	FT	FTA	PCT	REB	RPG	A	APG	TO	BLK	STL	PTS	PPG
1971-72	26	—	—	—	110	207	.531	—	—	—	58	77	.753	106	4.1	—	—	—	—	—	278	10.7
1972-73	26	—	—	—	165	327	.505	—	—	—	83	113	.735	119	4.6	—	—	—	—	—	413	15.9
1973-74	26	—	—	—	211	448	.471	—	—	—	105	133	.789	159	6.1	—	—	—	—	—	527	20.3
Totals	78	—	—	—	486	982	.495	—	—	—	246	323	.762	384	4.9	—	—	—	—	—	1218	15.6

• Leading scorer his senior season

• Two-time second-team all-conference

27. GARY TROST • 1987-88, 1990-93, C, 6-10 • 1,205 CAREER POINTS

YEAR	G	GS	MIN	AVG	FG	FGA	PCT	3FG	FGA	PCT	FT	FTA	PCT	REB	RPG	A	APG	TO	BLK	STL	PTS	PPG
1987-88	16	0	70	4.4	6	14	.429	0	0	.000	8	12	.667	16	1.0	2	0.1	7	0	3	20	1.3
1990-91	33	0	544	16.5	80	134	.597	2	5	.400	66	91	.725	145	4.4	24	0.7	39	23	18	228	6.9
1991-92	31	31	919	29.6	160	284	.563	2	4	.500	119	185	.643	203	6.5	58	1.9	70	18	14	441	14.2
1992-93	34	34	1034	30.4	174	310	.561	2	7	.286	166	218	.761	236	6.9	102	3.0	67	13	19	516	15.2
Totals	114	65	2567	22.5	420	742	.566	6	16	.375	359	506	.709	600	5.3	186	1.6	183	54	54	1205	10.6

</

1,000-POINT CLUB

28. MATT CARLINO • 2011-14, G, 6-2 • 1,201 CAREER POINTS

YEAR	G	GS	MIN	AVG	FG	FGA	PCT	3FG	FGA	PCT	FT	FTA	PCT	REB	RPG	A	APG	TO	BLK	STL	PTS	PPG
2011-12	25	24	692	27.7	110	274	.401	41	124	.331	44	58	.759	75	3.0	115	4.6	75	7	36	305	12.2
2012-13	36	32	1034	28.7	154	377	.408	56	167	.335	51	71	.718	128	3.6	171	4.8	98	2	64	415	11.5
2013-14	35	16	954	27.3	164	426	.385	60	177	.339	93	135	.689	118	3.4	151	4.3	70	5	61	481	13.7
Totals	96	72	2680	27.9	428	1077	.397	157	468	.335	188	264	.712	321	3.3	437	4.6	243	14	161	1201	12.5

• Honorable Mention All-WCC as a freshman and junior

• WCC All-Freshman

29. ELDON BRINLEY • 1927-31 • 1,195 CAREER POINTS

30. NOAH HARTSOCK • 2008-12, F, 6-8 • 1,191 CAREER POINTS

YEAR	G	GS	MIN	AVG	FG	FGA	PCT	3FG	FGA	PCT	FT	FTA	PCT	REB	RPG	A	APG	TO	BLK	STL	PTS	PPG
2008-09	27	0	304	11.3	25	43	.581	0	0	0.00	16	27	.593	63	2.3	7	0.3	14	15	6	66	2.4
2009-10	36	30	878	24.4	97	175	.554	1	4	.250	38	44	.864	184	5.1	42	1.2	21	46	18	233	6.5
2010-11	37	36	1100	29.7	123	247	.498	26	60	.433	48	58	.828	220	5.9	59	1.6	35	61	21	320	8.6
2011-12	34	32	1049	30.9	216	382	.565	12	35	.343	128	152	.842	171	5.0	50	1.5	53	55	29	572	16.8
Totals	134	98	3331	24.9	461	847	.544	39	99	.394	230	281	.819	638	4.8	274	1.2	123	177	74	1191	8.9

• Named All-WCC Team and All-District as a senior

• Tied for second all-time in blocks at BYU

31. JOE RICHEY • 1950-52, F, 6-1 • 1,177 CAREER POINTS

YEAR	G	GS	MIN	AVG	FG	FGA	PCT	3FG	FGA	PCT	FT	FTA	PCT	REB	RPG	A	APG	TO	BLK	STL	PTS	PPG
1950-51	36	—	—	—	126	367	.343	—	—	—	62	109	.569	196	5.4	—	—	—	—	—	314	8.7
1951-52	24	—	—	—	145	411	.353	—	—	—	62	84	.738	167	7.0	—	—	—	—	—	352	14.7
1952-53	29	—	—	—	194	554	.350	—	—	—	123	156	.788	217	7.5	—	—	—	—	—	511	17.6
Totals	89	—	—	—	465	1332	.349	—	—	—	247	349	.708	580	6.5	—	—	—	—	—	1177	13.2

• Led BYU to the NIT Championship in his sophomore season

• First-team All-America by Look and second-team All-America by Colliers

32. RANDY REID • 1992-96, G, 6-2 • 1,170 CAREER POINTS

YEAR	G	GS	MIN	AVG	FG	FGA	PCT	3FG	FGA	PCT	FT	FTA	PCT	REB	RPG	A	APG	TO	BLK	STL	PTS	PPG
1992-93	34	33	923	27.1	59	155	.381	23	65	.354	71	83	.855	76	2.2	141	4.1	89	2	30	212	6.2
1993-94	31	32	876	27.4	125	242	.517	34	100	.340	93	117	.795	68	2.1	87	2.7	52	2	21	377	11.8
1994-95	32	29	966	31.2	76	206	.369	30	91	.330	86	101	.851	82	2.6	88	2.8	41	4	26	268	8.6
1995-96	28	28	907	32.4	99	238	.416	27	99	.273	88	106	.830	61	2.2	142	5.1	50	0	41	313	11.2
Totals	125	122	3672	29.4	359	841	.427	114	355	.321	338	407	.830	287	2.3	458	3.7	232	8	118	1170	9.4

• Selected to be on the GTE/CoSIDA Academic All-District VIII Team

• Voted to the All-Defensive Team by the coaches

33. KARI LIIMO • 1966-69, F, 6-7 • 1,156 CAREER POINTS

YEAR	G	GS	MIN	AVG	FG	FGA	PCT	3FG	FGA	PCT	FT	FTA	PCT	REB	RPG	A	APG	TO	BLK	STL	PTS	PPG
1966-67	24	—	—	—	117	226	.518	—	—	—	93	116	.802	176	7.3	—	—	—	—	—	327	13.6
1967-68	24	—	—	—	159	333	.477	—	—	—	92	129	.713	231	9.6	—	—	—	—	—	410	17.1
1968-69	28	—	—	—	164	349	.470	—	—	—	91	140	.650	248	8.9	—	—	—	—	—	419	15.0
Totals	76	—	—	—	440	908	.485	—	—	—	276	385	.717	655	8.6	—	—	—	—	—	1156	15.2

• Played on the Finnish Olympic team averaging 29 points per game

34. ELWOOD ROMNEY • 1929-33 • 1,150 CAREER POINTS

• Named to the Helms All-America Team in 1932
• Named to the all-conference team for three years

• BYU's first basketball player to score over 1,100 points during his career
• Played semi-professional ball with the Denver Athletic Club for three years

35. DOUG HOWARD • 1967-70, G, 6-3 • 1,143 CAREER POINTS

YEAR	G	GS	MIN	AVG	FG	FGA	PCT	3FG	FGA	PCT	FT	FTA	PCT	REB	RPG	A	APG	TO	BLK	STL	PTS	PPG
1967-68	25	—	—	—	95	242	.393	—	—	—	51	70	.729	114	4.6	—	—	—	—	—	241	9.6
1968-69	28	—	—	—	158	324	.488	—	—	—	114	140	.814	111	4.0	—	—	—	—	—	430	15.4
1969-70	26	—	—	—	175	399	.439	—	—	—	122	143	.853	136	5.2	—	—	—	—	—	472	18.2
Totals	79	—	—	—	428	965	.444	—	—	—	287	353	.813	361	4.6	—	—	—	—	—	1143	14.5

• Was a two-sport star at BYU (Basketball & Baseball)

36. MEL HUTCHINS • 1947-51, C, 6-5 • 1,141 CAREER POINTS

YEAR	G	GS	MIN	AVG	FG	FGA	PCT	3FG	FGA	PCT	FT	FTA	PCT	REB	RPG	A	APG	TO	BLK	STL	PTS	PPG
1947-48	26	—	—	—	67	—	—	—	—	—	36	—	—	—	—	—	—	—	—	—	170	6.5
1949-50	34	—	—	—	153	374	.409	—	—	—	94	147	.639	—	—	—	—	—	—	—	400	11.8
1950-51	37	—	—	—	227	575	.395	—	—	—	117	180	.650	471	12.7	—	—	—	—	—	571	15.4
Totals	97	—	—	—	447	—	—	—	—	—	247	—	—	—	—	—	—	—	—	—	1141	11.8

• First-team All-American by Look, Converse, Helms, Sporting News

• Led BYU to 1951 NIT Championship

37. TRAVIS HANSEN • 2000-03, G/F, 6-6 • 1,137 CAREER POINTS

YEAR	G	GS	MIN	AVG	FG	FGA	PCT	3FG	FGA	PCT	FT	FTA	PCT	REB	RPG	A	APG	TO	BLK	STL	PTS	PPG
2000-01	24	9	398	16.6	49	120	.408	5	17	.294	28	39	.718	73	3.0	27	1.1	17	4	15	131	5.5
2001-02	30	30	933	31.3	148	340	.435	35	83	.422	138	182	.758	187	6.2	46	1.5	68	13	19	469	15.6
2002-03	32	32	1025	32.0	169	383	.441	36	106	.340	163	204	.799	152	4.8	77	2.4	84	20	29	537	16.8
Totals	86	71	2356	27.4	366	843	.434	76	206	.370	329	425	.774	412	4.8	150	1.7	169	37	63	1137	13.2

• 2003 Consensus first-team All-MWC

• 2003 USBWA District VIII First Team

• 2003 MWC Co-Defensive Player of the Year

• BYU earned a 44-1 home record in his three years

38. STEVE SCHREINER • 1988-91, F, 6-7 • 1,128 CAREER POINTS

YEAR	G	GS	MIN	AVG	FG	FGA	PCT	3FG	FGA	PCT	FT	FTA	PCT	REB	RPG	A	APG	TO	BLK	STL	PTS	PPG
1988-89	29	25	719	24.8	131	258	.508	6	21	.286	58	82	.707	136	4.7	18	0.6	34	5	15	326	11.2
1989-90	30	30	867	28.9	135	238	.567	0	1	.000	48	68	.706	157	5.2	29	1.0	58	11	17	318	10.6
1990-91	34	32	1028	30.2	188	340	.553	0	0	0.00	108	160	.675	227	6.7	38	1.1	67	8	15	484	14.2
Totals	93	87	2614	28.1	454	836	.543	6	22	.273	214	310	.690	520	5.6	85	0.9	159	24	47	1128	12.1

1,000-POINT CLUB

40. JOHN FAIRCHILD • 1963-65, C, 6-8 • 1,109 CAREER POINTS

YEAR	G	GS	MIN	AVG	FG	FGA	PCT	3FG	FGA	PCT	FT	FTA	PCT	REB	RPG	A	APG	TO	BLK	STL	PTS	PPG
1963-64	25	—	—	—	192	425	.452	—	—	—	123	166	.741	330	13.2	—	—	—	—	—	507	20.3
1964-65	28	—	—	—	218	444	.491	—	—	—	166	206	.806	348	12.4	—	—	—	—	—	602	21.5
Totals	53	—	—	—	410	869	.472	—	—	—	289	372	.777	678	12.8	—	—	—	—	—	1109	20.9

• Helms and Look All-American

• Two-time All-WAC First Team honoree and WAC Player of the Year as a senior

41. GARY EARNEST • 1958-61, G, 6-0 • 1,108 CAREER POINTS

YEAR	G	GS	MIN	AVG	FG	FGA	PCT	3FG	FGA	PCT	FT	FTA	PCT	REB	RPG	A	APG	TO	BLK	STL	PTS	PPG
1958-59	26	—	—	—	142	357	.398	—	—	—	76	113	.673	95	3.7	—	—	—	—	—	360	13.8
1959-60	25	—	—	—	119	380	.313	—	—	—	81	102	.794	80	3.2	—	—	—	—	—	319	12.8
1960-61	26	—	—	—	161	377	.427	—	—	—	107	137	.781	60	2.3	—	—	—	—	—	429	16.5
Totals	77	—	—	—	422	1114	.379	—	—	—	264	352	.750	235	3.1	—	—	—	—	—	1108	14.4

• First-team all-conference as a senior

• All-Skyline recognition as a sophomore

42. TERRELL LYDAY • 1999-01, G, 6-3 • 1,105 CAREER POINTS

YEAR	G	GS	MIN	AVG	FG	FGA	PCT	3FG	FGA	PCT	FT	FTA	PCT	REB	RPG	A	APG	TO	BLK	STL	PTS	PPG
1999-00	33	33	1098	33.3	183	405	.452	67	170	.394	132	178	.742	133	4.0	61	1.8	78	12	62	565	17.1
2000-01	33	33	1082	32.8	159	395	.403	60	151	.397	162	197	.822	92	2.8	66	2.0	76	13	37	540	16.4
Totals	66	66	2180	33.0	342	800	.428	127	321	.396	294	375	.784	225	3.4	127	1.9	154	25	99	1105	16.7

• First-team All-MWC and all-tournament as a senior

• MWC Newcomer of the Year as a junior

43. MARK HANDY • 1973-77 • 1,098 CAREER POINTS

YEAR	G	GS	MIN	AVG	FG	FGA	PCT	3FG	FGA	PCT	FT	FTA	PCT	REB	RPG	A	APG	TO	BLK	STL	PTS	PPG
1973-74	26	—	—	—	105	216	.486	—	—	—	45	65	.692	227	8.7	—	—	—	—	—	255	9.8
1974-75	26	—	—	—	119	222	.536	—	—	—	67	97	.691	236	9.1	—	—	—	—	—	305	11.7
1975-76	19	—	595	31.3	105	208	.505	—	—	—	40	56	.714	168	8.8	45	2.4	—	—	—	250	13.2
1976-77	25	—	750	30.0	113	207	.546	—	—	—	62	81	.765	170	6.8	26	1.0	—	—	—	288	11.5
Totals	96	—	1345	14.0	442	853	.518	—	—	—	214	299	.716	801	8.3	71	0.7	—	—	—	1098	11.4

• A four-year starter

44. BRUCE BURTON • 1960-63, F, 6-4 • 1,089 CAREER POINTS

YEAR	G	GS	MIN	AVG	FG	FGA	PCT	3FG	FGA	PCT	FT	FTA	PCT	REB	RPG	A	APG	TO	BLK	STL	PTS	PPG
1960-61	26	—	—	—	122	302	.404	—	—	—	38	72	.528	234	9.0	—	—	—	—	—	282	10.8
1961-62	26	—	—	—	160	363	.441	—	—	—	42	74	.568	271	10.4	—	—	—	—	—	362	13.9
1962-63	26	—	—	—	192	408	.471	—	—	—	61	97	.629	271	10.4	—	—	—	—	—	445	17.1
Totals	78	—	—	—	474	1073	.442	—	—	—	141	243	.580	776	9.9	—	—	—	—	—	1089	14.0

• First-team All-WAC as a senior

45. ERIC MIKA • 2013-14, 16-17, F, 6-10 • 1,080 CAREER POINTS

YEAR	G	GS	MIN	AVG	FG	FGA	PCT	3FG	FGA	PCT	FT	FTA	PCT	REB	RPG	A	APG	TO	BLK	STL	PTS	PPG
2013-14	33	29	844	25.6	139	264	.527	0	0	.000	111	180	.617	211	6.4	32	1.0	49	24	15	389	11.8
2016-17	34	34	974	28.6	233	441	.528	0	1	.000	225	295	.763	312	9.2	56	1.6	84	63	19	691	20.3
Totals	67	63	1818	27.1	372	705	.528	0	1	.000	336	475	.707	523	7.8	88	1.3	133	87	34	1080	16.1

• 2017 All-WCC First Team

• CoSIDA Academic All-America Second Team

46. KEENA YOUNG • 2005-07, F, 6-6 • 1,068 CAREER POINTS

YEAR	G	GS	MIN	AVG	FG	FGA	PCT	3FG	FGA	PCT	FT	FTA	PCT	REB	RPG	A	APG	TO	BLK	STL	PTS	PPG
2004-05	25	15	555	22.2	74	149	.497	0	3	.000	31	51	.608	140	5.6	17	0.7	23	17	15	179	7.2
2005-06	29	14	679	23.4	113	216	.523	0	1	.000	73	94	.777	167	5.8	32	1.1	43	11	18	299	10.3
2006-07	34	34	984	28.9	236	435	.543	0	0	.000	118	147	.803	223	6.6	50	1.5	75	5	15	590	17.4
Totals	88	63	2218	25.2	423	800	.529	0	4	.000	222	292	.760	530	6.0	99	1.1	141	33	48	1068	12.1

• 2007 AP All-America Honorable Mention

• 2007 MWC Player of the Year

47. SCOTT RUNIA • 1976-80, G, 6-1 • 1,051 CAREER POINTS

YEAR	G	GS	MIN	AVG	FG	FGA	PCT	3FG	FGA	PCT	FT	FTA	PCT	REB	RPG	A	APG	TO	BLK	STL	PTS	PPG
1976-77	26	—	572	22.0	61	153	.399	—	—	—	28	37	.757	48	1.8	65	2.5	—	—	—	150	5.8
1977-78	30	—	1080	36.0	150	280	.536	—	—	—	40	50	.800	63	2.1	145	4.8	67	2	35	340	11.3
1978-79	25	—	820	32.8	120	247	.486	—	—	—	50	57	.877	62	2.5	100	4.0	62	2	31	290	11.6
1979-80	29	—	788	27.2	114	248	.460	—	—	—	43	51	.843	38	1.3	95	3.3	56	4	26	271	9.3
Totals	110	—	3260	29.6	445	928	.480	—	—	—	161	195	.826	211	1.9	405	3.7	185	8	92	1051	9.6

• Second-team All-WAC as a junior

48. NICK EMERY • 2015-17, G, 6-2 • 1,032 CAREER POINTS

YEAR	G	GS	MIN	AVG	FG	FGA	PCT	3FG	FGA	PCT	FT	FTA	PCT	REB	RPG	A	APG	TO	BLK	STL	PTS	PPG
2015-16	36	32	1132	31.4	203	478	.425	97	253	.383	82	96	.854	126	3.5	91	2.5	53	4	52	585	16.3
2016-17	34	33	1024	30.1	152	366	.415	75	202	.371	68	82	.829	103	3	82	2.4	69	9	55	447	13.1
Totals	70	65	2156	30.8	355	844	.421	172	455	.378	150	178	.843	229	3.3	173	2.5	122	13	107	1032	14.7

• 2016 All-WCC Second Team

• 2016 All-WCC Freshman Team

49. BERNIE FRYER • 1970-72, G, 6-3 • 1,030 CAREER POINTS

YEAR	G	GS	MIN	AVG	FG	FGA	PCT	3FG	FGA	PCT	FT	FTA	PCT	REB	RPG	A	APG	TO	BLK	STL	PTS	PPG
1970-71	29	—	—	—	196	433	.453	—	—	—	165	222	.743	130	4.5	—	—	—	—	—	557	19.2
1971-72	26	—	—	—	168	353	.476	—	—	—	137	180	.761	82	3.2	—	—	—	—	—	473	18.2
Totals	55	—	—	—	364	786	.463	—	—	—	302	402	.751	212	3.9	—	—	—	—	—	1030	18.7

• First-team All-WAC as a senior

50. DAVE EASTIS • 1958-61, C, 6-5 • 1,015 CAREER POINTS

YEAR	G	GS	MIN	AVG	FG	FGA
------	---	----	-----	-----	----	-----



2016-17 SEASON REVIEW



In 2016-17, BYU basketball and Dave Rose extended their program record streaks of consecutive 20-win seasons and postseason bids to 12 while also claiming the program's first win over a No. 1 ranked team.

The Cougars finished 22-12 overall and third in the West Coast Conference at 12-6. For the second-straight season and fourth time under Rose, BYU received an at-large bid to the National Invitational Tournament. With the Cougars securing 22 wins, Rose has coached 12 of the 40 20-win seasons in BYU history. He is also one of nine coaches to have won 20-plus games every year since 2005-06. Rose's streak of 12-straight seasons with 20-plus wins is tied for the sixth longest current streak in NCAA Division I basketball.

During the 2016-17 season, Rose also reached the 300-win milestone. Rose's 300th victory came in his 407th game as a head coach, tied for 25th fastest in NCAA history to 300 wins. He remains first in program history in winning percentage at 73.3 percent and second in wins with 305, trailing only Basketball Hall of Fame inductee Stan Watts.

Eric Mika, TJ Haws and Yoeli Childs all collected All-WCC honors. Mika and Haws were named to the All-WCC First Team while Childs and Haws earned spots on the All-WCC Freshman Team. Mika also claimed recognition on the CoSIDA Academic All-America Second Team.

Mika led the Cougars all season long, averaging team highs of 20.3 points, 9.2 rebounds and 1.9 blocks per game. He also shot 52.8 percent from the field and

76.3 percent from the free-throw line. Mika scored in double figures in all 34 games and posted 17 double-doubles. Mika became the 49th player in program history to reach 1,000 career points.

Haws was second on the team in scoring at 13.8 points per game while adding 3.2 assists and 1.0 steal per game. He hit a team-best 76 3-pointers, good for second all-time by a Cougar freshman. Childs averaged 9.3 points and 8.2 rebounds while adding 46 blocks. He finished the season second all-time among BYU freshmen in field goal percentage, rebounds, rebounds per game, blocks and blocks per game.

Nick Emery started alongside Haws in the backcourt all season and averaged 13.1 points and a team-best 1.6 steals. He also hit 75 3-pointers and scored a season-high 37 points twice. Emery became the 50th player in program history to reach 1,000 career points.

Newcomers Elijah Bryant and L.J. Rose made an impact in BYU's backcourt, combining to make 34 starts. Rose started the first 25 games before suffering a season-ending knee injury. A senior transfer from Houston, Rose averaged 5.5 points, 4.6 rebounds and 4.7 assists. Bryant, who missed games at different times during the season, played in 23 games and made nine starts in his first season in Provo after transferring from Elon. He posted averages of 11.7 points and 3.6 rebounds. Bryant exploded for 39 points and seven 3-pointers at Portland while adding 14 points two nights later at Gonzaga to earn conference and national player of the week honors.

BYU began the 2016-17 season with four-straight wins, including an 82-73 season-opening win against Princeton. After a pair of back-to-back losses, the Cougars finished with five wins in the final seven nonconference games, including victories against Utah State, Weber State, Colorado, Idaho State and CSU Bakersfield.

Conference play began with a home blowout of Santa Clara and a close win on the road at Loyola Marymount. After suffering a loss at nationally-ranked Saint Mary's, the Cougars were not able to string together more than two-straight wins in league play, but also never lost two in a row during the conference slate.

In the regular season finale, BYU found itself facing insurmountable odds, playing at undefeated and No. 1 ranked Gonzaga. After falling behind 18-2 and trailing 23-8 with 11 minutes remaining in the first half, the Cougars went on a run and cut the deficit to one (31-30) before trailing 41-35 at the half. Gonzaga pushed the lead back to 12 at 58-46 before BYU went on a 15-2 run to lead 61-60 with 8:38 remaining. The teams exchanged leads several times before Mika hit a jumper with 1:05 remaining to give the Cougars the lead for good, securing the 79-71 win over the No. 1 ranked Bulldogs. It was BYU's third-straight win at Gonzaga.

BYU claimed an 89-81 win over Loyola Marymount in the quarterfinals of the WCC Championships before falling to Saint Mary's in the semis. After receiving an at-large bid to the NIT, the Cougars fell to UT Arlington at home in the first round.

GAME RESULTS



L.J. Rose

Nick Emery



Kyle Davis

2016-17 GAME RESULTS

RECORD	OVERALL	HOME	AWAY	NEUTRAL
ALL GAMES	22-12	14-4	5-4	3-4
CONFERENCE	12-6	7-2	5-4	0-0
NON-CONFERENCE	10-6	7-2	0-0	3-4

DATE	OPPONENT	W/L	SCORE	ATTEND
11/14/16	Princeton\$	W	82-73	15926
11/17/16	Coppin State#	W	96-59	12444
11/19/16	Coastal Carolina#	W	81-65	15003
11/21/16	vs. Saint Louis#	W	92-62	2107
11/23/16	vs. Valparaiso#	L	89-92	2497
11/26/16	Utah Valley	L	101-114	16003
11/30/16	vs. Utah State ^	W	77-63	12187
12/03/16	vs. USC+	L	84-91	7952
12/07/16	Weber State	W	77-66	12859
12/10/16	Colorado	W	79-71	13664
12/17/16	vs. Illinois@	L	73-75	9036
12/20/16	Idaho State	W	84-58	13553
12/22/16	CSU Bakersfield	W	81-71	15073
12/29/16	Santa Clara*	W	89-59	17415
12/31/16	at Loyola Marymount*	W	81-76	3221
01/05/17	at No. 19/19 Saint Mary's*	L	68-81	3500
01/07/17	Pacific*	W	91-62	13677
01/12/17	San Francisco*	W	85-75	13917
01/14/17	at San Diego*	L	75-88	2206
01/19/17	Pepperdine*	W	99-70	13410
01/21/17	at Pacific*	W	62-47	4311
01/26/17	at Santa Clara*	L	68-76	2419
01/28/17	Loyola Marymount*	W	85-77	15189
02/02/17	No. 1/1 Gonzaga*	L	75-85	18987
02/04/17	Portland*	W	73-62	13775
02/09/17	at Pepperdine*	L	83-99	2375
02/11/17	at San Francisco*	W	68-52	3084
02/16/17	San Diego*	W	82-70	13440
02/18/17	No. 22/21 Saint Mary's*	L	57-70	18987
02/23/17	at Portland*	W	97-78	3121
02/25/17	at No. 1/1 Gonzaga*	W	79-71	6000
03/04/17	vs. Loyola Marymount%	W	89-81	7461
03/06/17	vs. 20/18 Saint Mary's%	L	50-81	8712
03/15/17	vs. UT Arlington~	L	89-105	7247

\$ ESPN Tip-Off Marathon

Men Who Speak Up Main Event

^ at Vivint Smart Home Arena

+ Basketball Hall of Fame's 2016 Hoopball LA

@ State Farm Chicago Legends

* WCC Game

% WCC Basketball Championships

~ NIT

TEAM STATISTICS



2016-17 TEAM STATISTICS

TEAM STATISTICS	BYU	OPP
SCORING	2741	2525
Points per game	80.6	74.3
Scoring margin	6.4	-
FIELD GOALS-ATT	937-2056	906-2176
Field goal pct	0.456	0.416
3 POINT FG-ATT	230-668	274-846
3-point FG pct	0.344	0.324
3-pt FG made per game	6.8	8.1
FREE THROWS-ATT	637-869	437-677
Free throw pct	0.733	0.645
F-Throws made per game	18.7	12.9
REBOUNDS	1419	1229
Rebounds per game	41.7	36.1
Rebounding margin	5.6	-
ASSISTS	534	484
Assists per game	15.7	14.2
TURNOVERS	469	416
Turnovers per game	13.8	12.2
Turnover margin	-1.6	-
Assist/turnover ratio	1.1	1.2
STEALS	224	237
Steals per game	6.6	7
BLOCKS	156	101
Blocks per game	4.6	3
ATTENDANCE	260569	80189
Home games-Avg/Game	18-14476	9-3360
Neutral site-Avg/Game	-	7-7136

SCORE BY PERIODS	1st	2nd	Total
BYU	1332	1409	2741
Opponents	1243	1282	2525



Coach Dave Rose

WCC AND NCAA STATISTICS



Davon Guinn

BYU IN THE 2016-17 WCC AND NCAA STATISTICAL RATING

WCC STATS	ALL	CONF	WCC - INDIVIDUAL	TOP BYU PLAYER - ALL	TOP BYU PLAYER - CONF	
Scoring Offense	2	2	Scoring	Eric Mika - 2	Eric Mika - 2	
Scoring Defense	9	8	Rebounding	Eric Mika - 2	Eric Mika - 1	
Scoring Margin	3	3	FG Percentage	Yoeli Childs - 5	Yoeli Childs - 8	
FT Percentage	3	5	Assists	TJ Haws - 7	TJ Haws - 10	
FG Percentage	3	3	FT Percentage	TJ Haws - 5	TJ Haws - T7	
FG Percentage Defense	3	3	Steals	Nick Emery - 2	Nick Emery - 3	
3FG Percentage	9	5	3FG Percentage	TJ Haws - 10	TJ Haws - 8	
3FG Percentage Defense	3	3	3FG Made/Game	TJ Haws - 4	TJ Haws - T4	
3-Point FG Made/Game	7	7	Blocked Shots	Eric Mika - 1	Eric Mika - 1	
Rebounding Offense	1	2	Assist/TO Ratio	TJ Haws - 9	TJ Haws - 11	
Rebounding Defense	8	7	Offensive Rebounds	Eric Mika - 1	Eric Mika - 2	
Rebounding Margin	3	3	Defensive Rebounds	Yoeli Childs - 2	Eric Mika - 1	
Blocked Shots	2	1				
Assists	2	4	NCAA STATS - INDIVIDUAL	BYU PLAYER	RANK	ACTUAL
Steals	4	4	Points Per Game	Eric Mika	33	20.3
Turnover Margin	8	7	Field-Goal Percentage	Eric Mika	63	52.8
Assist/Turnover Ratio	4	4	Rebounds Per Game	Eric Mika	42	9.2
Offensive Rebounds	3	2		Yoeli Childs	93	8.2
Defensive Rebounds	1	2	Blocked Shots Per Game	Eric Mika	52	1.85
Defensive Rebound Percentage	4	6		Yoeli Childs	109	1.39
Offensive Rebound Percentage	5	4	Steals Per Game	Nick Emery	108	1.62
			Double-Doubles	Eric Mika	15	17
				Yoeli Childs	197	5
NCAA STATS - TEAM	RANK	BYU	Free Throws Made	Eric Mika	2	225
Won-Lost Percentage	69	64.7	Free Throw Attempts	Eric Mika	2	295
Scoring Offense	29	80.6	Offensive Rebounds Per Game	Eric Mika	40	3.06
Scoring Defense	223	74.2	Defensive Rebounds Per Game	Yoeli Childs	53	6.36
Scoring Margin	62	6.4		Eric Mika	68	6.12
Field-Goal Percentage	108	45.6				
Field-Goal Pct Defense	62	41.6				
3-Point Field Goals/Game	225	6.8				
3-Point Field-Goal Pct	206	34.4				
3-Point FG Defense	51	32.4				
Free-Throw Percentage	77	73.3				
Rebound Margin	30	5.6				
Assists Per Game	43	15.7				
Assist Turnover Ratio	105	1.14				
Blocked Shots Per Game	50	4.6				
Steals Per Game	133	6.6				
Turnovers Per Game	252	13.8				
Turnover Margin	280	-1.6				
Personal Fouls Per Game	215	19.3				
Total Blocks	44	156				
Total Assists	43	534				
Total Rebounds	13	1419				
Free Throw Attempts	9	869				
Free Throws Made	9	637				
3-Point Field Goal Attempts	204	668				
Total 3-Point Field Goals Made	195	230				
Total Steals	106	224				
Fewest Turnovers	285	469				
Fewest Fouls	255	657				
Offensive Rebounds Per Game	155	10.68				
Defensive Rebounds Per Game	1	31.06				
Turnovers Forced	247	12.24				
Total Rebounds Per Game	2	41.74				

BYU/OPPONENT GAME-BY-GAME STATISTICS

Opponent	1st	2nd	Score	Mar	Total FG	FG Pct	3-Pointers	3FG Pct	Free Throws	FT Pct
Princeton	44/35	38/38	82-73	+9	24-60/27-72	.400/375	4-16/10-35	.250/286	30-41/9-12	.732/750
Coppin State	48/32	48/27	96-59	+37	34-65/21-81	.523/259	9-27/5-29	.333/172	19-23/12-24	.826/500
Coastal Carolina	40/25	41/40	81-65	+16	33-69/26-76	.478/342	7-23/5-26	.304/192	8-13/8-16	.615/500
vs. Saint Louis	40/33	52/29	92-62	+30	33-65/24-69	.508/348	3-11/7-24	.231/292	23-27/7-17	.852/412
vs. Valparaiso	46/44	43/48	89-92	(3)	26-60/28-64	.433/438	10-22/9-23	.455/391	27-32/27-34	.844/794
Utah Valley	52/54	49/60	101-114	(13)	37-78/36-68	.474/529	6-21/18-37	.286/486	21-30/24-32	.700/750
vs. Utah State	37/31	40/32	77-63	+14	25-71/26-63	.352/413	4-20/5-19	.200/263	23-27/6-11	.852/545
vs. USC	32/39	52/52	84-91	(7)	30-69/30-66	.435/455	5-23/9-21	.217/429	19-26/22-30	.731/733
Weber State	37/28	40/38	77-66	+11	28-59/24-56	.475/429	3-11/5-24	.242/208	18-25/11-26	.720/423
Colorado	40/38	39/33	79-71	+8	26-58/24-62	.448/387	9-19/7-29	.474/241	18-29/16-20	.621/800
vs. Illinois	37/43	36/32	73-75	(2)	26-61/30-64	.426/469	7-22/10-26	.318/385	14-18/5-11	.778/455
Idaho State	39/31	45/27	84-58	+26	30-58/21-62	.517/339	9-22/10-32	.409/313	15-20/6-8	.750/750
CSU Bakersfield	47/27	34/44	81-71	+10	26-49/30-79	.531/380	8-17/6-20	.471/300	21-33/5-13	.636/385
Santa Clara	44/26	45/33	89-59	+30	32-60/21-69	.533/304	9-14/7-31	.643/226	16-24/10-14	.867/714
at Loyola Marymount	34/47	47/29	81-76	+5	26-61/30-62	.426/484	9-21/7-20	.429/350	20-29/9-17	.690/529
at Saint Mary's	36/44	32/37	68-81	(13)	27-61/31-56	.443/554	5-14/10-25	.357/400	9-12/9-14	.750/643
Pacific	47/29	44/33	91-62	+29	31-61/24-70	.508/343	10-24/4-21	.417/190	19-25/10-21	.760/476
San Francisco	38/32	47/43	85-75	+10	29-52/29-68	.558/426	5-15/8-33	.333/242	22-29/9-16	.759/563
at San Diego	32/34	43/54	75-88	(13)	25-60/27-56	.417/482	9-24/12-21	.375/571	16-22/22-29	.727/759
Pepperdine	51/35	48/35	99-70	+29	38-73/28-69	.521/406	8-19/2-11	.421/182	15-24/12-23	.625/522
at Pacific	29/22	33/25	62-47	+15	24-56/19-61	.429/311	6-24/3-16	.333/188	8-12/6-15	.667/400
at Santa Clara	28/34	40/42	68-76	(8)	23-52/23-52	.442/442	3-15/14-31	.200/452	19-23/16-18	.826/889
Loyola Marymount	43/40	42/37	85-77	+8	26-49/28-68	.531/412	5-15/7-28	.333/250	28-44/14-25	.636/560
No. 1/1 Gonzaga	26/42	49/43	75-85	(10)	24-67/27-59	.358/458	6-22/7-20	.273/350	21-26/24-34	.808/706
Portland	28/34	45/28	73-62	+11	21-54/19-58	.389/328	3-16/5-18	.188/278	28-39/19-23	.718/826
at Pepperdine	43/52	40/47	83-99	(16)	28-59/37-64	.475/578	8-28/8-15	.286/533	19-25/17-20	.760/850
at San Francisco	36/22	32/30	68-52	+16	24-52/18-73	.462/247	4-17/12-43	.235/279	16-24/4-9	.667/444
San Diego	45/38	37/32	82-70	+12	26-58/24-57	.448/421	8-17/10-28	.471/357	22-31/12-18	.710/667
No. 22/21 Saint Mary's	30/41	27/29	57-70	(13)	23-58/25-53	.397/472	4-14/10-26	.286/385	7-13/10-14	.538/714
at Portland	51/34	46/44	97-78	+19	32-64/21-49	.500/429	13-30/4-11	.433/364	20-23/32-43	.870/744
at No. 1/1 Gonzaga	35/41	44/30	79-71	+8	28-62/26-57	.452/456	9-24/3-16	.375/188	14-21/16-29	.667/552
vs. Loyola Marymount	42/38	47/43	89-81	+8	25-50/31-65	.500/477	7-16/11-31	.438/355	32-39/8-14	.821/571
vs. 20/18 Saint Mary's	20/36	30/45	50-81	(3)	19-60/29-52	.317/553	4-17/13-25	.235/520	8-11/10-12	.727/833
vs. UT Arlington	55/62	34/43	89-105	(16)	28-65/42-76	.431/558	11-32/11-31	.344/355	22-29/10-15	.759/667

Opponent	Reb	Mar	Assist	TO	Block	Steal	Fouls
Princeton	52/37	+15	12/14	13/11	5/0	8/8	19/29
Coppin State	63/39	+24	20/6	22/11	5/2	8/11	23/21
Coastal Carolina	46/46	-	24/12	12/9	7/3	3/6	11/15
vs. Saint Louis	50/37	+13	21/8	14/14	6/3	6/7	19/23
vs. Valparaiso	33/42	(9)	15/14	13/15	5/2	5/5	25/23
Utah Valley	38/43	(5)	21/23	15/22	2/5	8/8	28/22
vs. Utah State	55/31	+24	14/13	12/14	4/1	9/5	14/23
vs. USC	41/34	+7	9/15	16/10	4/4	8/11	25/22
Weber State	41/36	+5	19/11	12/14	3/3	6/6	21/23
Colorado	46/31	+15	17/14	16/11	4/4	8/5	21/25
vs. Illinois	36/39	(3)	22/18	12/12	4/3	11/7	16/19
Idaho State	46/28	+18	21/15	18/17	7/1	13/12	13/15
CSU Bakersfield	45/38	+7	17/12	21/10	7/2	5/11	16/25
Santa Clara	45/37	+8	18/13	8/8	5/0	3/4	14/22
at Loyola Marymount	35/42	(7)	17/22	9/12	3/6	4/3	20/22
at Saint Mary's	27/37	(10)	9/21	3/8	1/5	6/2	17/12
Pacific	49/39	+10	19/11	11/9	7/2	4/4	20/21
San Francisco	36/34	+2	17/14	13/12	6/3	6/5	16/24
at San Diego	38/35	+3	15/17	14/10	5/6	5/5	25/20
Pepperdine	55/32	+23	19/11	13/11	7/2	7/10	22/19
at Pacific	42/41	+1	13/8	14/11	7/4	9/6	17/14
at Santa Clara	32/29	+3	13/16	18/16	3/3	7/6	22/23
Loyola Marymount	46/32	+14	14/15	23/12	6/2	6/14	19/31
No. 1/1 Gonzaga	34/47	(13)	13/18	9/14	3/5	4/6	22/22
Portland	39/39	-	12/8	10/13	7/3	9/4	20/32
at Pepperdine	29/34	(5)	18/21	18/17	6/3	8/8	22/18
at San Francisco	50/41	+9	7/10	16/11	8/4	8/9	17/22
San Diego	38/35	+3	17/16	7/12	5/2	5/4	20/23
No. 22/21 Saint Mary's	37/32	+5	12/15	11/9	3/2	6/3	14/15
at Portland	45/23	+22	18/4	16/13	2/6	7/8	28/18
at No. 1/1 Gonzaga	38/38	-	12/8	15/16	3/2	9/8	22/17
vs. Loyola Marymount	35/33	+2	16/13	15/16	1/4	7/10	19/28
vs. 20/18 Saint Mary's	32/35	(3)	5/21	10/7	4/4	3/5	14/12
vs. UT Arlington	45/33	+12	18/27	20/9	1/0	3/11	16/28

Note: Game totals are displayed in the format BYU/OPPONENT for each category



INDIVIDUAL GAME-BY-GAME (POINTS-REBOUNDS-ASSISTS)

Opponent	Date	Score	WL										
				02	03	04	05	10	12	13	15		
				Frampton	Bryant	Emery	Rose	Beo	Mika	Leifson	Dastrup		
Princeton	11/14/16	82-73	W	DNP	5-6-1	15-8-4	4-3-3	0-0-0	26-18-3	DNP	DNP		
Coppin State	11/17/16	96-59	W	0-4-0	11-7-3	13-2-3	5-3-5	0-1-1	18-5-1	3-3-1	9-2-0		
Coastal Carolina	11/19/16	81-65	W	0-1-0	9-5-3	14-2-3	9-6-9	DNP	19-11-1	0-0-0	0-0-0		
vs. Saint Louis	11/21/16	92-62	W	0-1-1	0-0-0	9-2-3	5-12-8	DNP	20-10-1	0-0-0	0-4-0		
vs. Valparaiso	11/23/16	89-92	L	DNP	7-1-1	18-4-3	2-7-6	DNP	13-3-1	DNP	4-3-0		
Utah Valley	11/26/16	101-114	L	DNP	DNP	37-3-4	7-7-6	0-0-0	22-5-2	3-0-0	0-2-0		
vs. Utah State	11/30/16	77-63	W	0-0-0	DNP	10-6-3	18-9-6	0-0-0	20-7-1	0-0-0	DNP		
vs. USC	12/03/16	84-91	L	0-1-0	DNP	15-5-2	5-3-3	0-0-0	29-9-0	0-1-1	0-1-1		
Weber State	12/07/16	77-66	W	0-0-0	DNP	7-2-6	4-8-2	0-0-0	26-10-4	0-0-0	0-0-0		
Colorado	12/10/16	79-71	W	0-0-0	DNP	22-4-2	5-1-3	3-4-2	17-7-6	0-0-0	DNP		
vs. Illinois	12/17/16	73-75	L	DNP	DNP	16-4-4	7-1-9	0-2-1	25-8-1	6-2-1	DNP		
Idaho State	12/20/16	84-58	W	DNP	DNP	9-2-3	9-6-4	6-1-1	19-12-2	3-0-0	0-3-1		
CSU Bakersfield	12/22/16	81-71	W	DNP	DNP	23-5-1	3-6-8	7-3-1	13-10-1	0-0-0	DNP		
Santa Clara	12/29/16	89-59	W	DNP	DNP	7-4-2	9-9-4	12-1-3	19-9-0	3-0-0	5-1-1		
at Loyola Marymount	12/31/16	81-76	W	DNP	DNP	20-1-2	4-3-5	0-1-1	17-10-0	DNP	0-1-1		
at Saint Mary's	01/05/17	68-81	L	DNP	11-2-0	9-2-2	5-1-5	3-0-1	28-10-0	0-0-0	0-0-0		
Pacific	01/07/17	91-62	W	DNP	17-1-3	12-1-1	3-4-3	6-2-2	17-10-3	6-0-0	0-4-1		
San Francisco	01/12/17	85-75	W	DNP	14-5-3	22-1-1	2-5-5	1-1-0	31-12-3	DNP	0-0-0		
at San Diego	01/14/17	75-88	L	DNP	5-3-2	8-0-0	6-4-6	0-2-0	11-15-4	2-0-0	0-0-0		
Pepperdine	01/19/17	99-70	W	0-1-0	15-3-1	10-1-2	10-5-3	2-1-3	22-10-1	3-1-1	4-5-0		
at Pacific	01/21/17	62-47	W	DNP	9-3-3	8-1-3	0-3-0	2-1-1	17-12-0	0-0-0	0-0-0		
at Santa Clara	01/26/17	68-76	L	DNP	13-3-3	5-1-3	3-3-4	0-1-0	22-8-0	DNP	DNP		
Loyola Marymount	01/28/17	85-77	W	DNP	8-8-3	11-3-2	3-1-3	7-2-1	27-9-2	DNP	DNP		
No. 1/1 Gonzaga	02/02/17	75-85	L	DNP	12-3-5	2-2-1	0-2-2	0-0-0	15-11-1	0-0-1	DNP		
Portland	02/04/17	73-62	W	DNP	5-3-2	2-2-1	10-4-5	0-0-0	23-12-2	0-0-0	DNP		
at Pepperdine	02/09/17	83-99	L	0-0-0	15-1-6	19-2-3	DNP	1-1-2	18-5-0	0-0-0	5-1-0		
at San Francisco	02/11/17	68-52	W	DNP	11-3-0	4-6-1	DNP	0-0-0	12-8-2	DNP	0-1-0		
San Diego	02/16/17	82-70	W	DNP	15-8-1	26-2-2	DNP	0-1-0	15-10-2	0-0-0	0-0-0		
No. 22/21 Saint Mary's	02/18/17	57-70	L	DNP	8-4-2	4-6-4	DNP	0-2-0	18-5-1	3-0-0	0-1-0		
at Portland	02/23/17	97-78	W	2-3-0	39-5-6	16-2-1	DNP	12-3-0	19-8-4	0-0-1	0-1-0		
at No. 1/1 Gonzaga	02/25/17	79-71	W	DNP	14-5-3	9-4-2	DNP	0-2-0	29-11-1	DNP	0-0-0		
vs. Loyola Marymount	03/04/17	89-81	W	0-0-0	15-2-0	21-3-1	DNP	0-2-2	25-8-4	0-0-0	DNP		
vs. 20/18 Saint Mary's	03/06/17	50-81	L	0-2-0	11-2-0	0-3-2	DNP	2-0-1	10-7-0	0-0-0	0-1-0		
vs. UT Arlington--	03/15/17	89-105	L	3-4-1	DNP	24-7-5	DNP	4-6-4	29-7-2	10-1-0	0-0-0		

Opponent	Date	Score	WL										
				21	23	24	30	31	40	44			
				Davis	Childs	Guinn	Haws	Shaw	Aytes	Kaufusi			
Princeton	11/14/16	82-73	W	7-5-0	5-6-0	0-0-0	20-2-1	DNP	0-1-0	DNP			
Coppin State	11/17/16	96-59	W	4-6-1	8-15-3	5-0-1	11-5-1	2-2-0	7-2-0	DNP			
Coastal Carolina	11/19/16	81-65	W	8-6-2	4-3-1	6-0-0	8-4-5	0-1-0	4-3-0	DNP			
vs. Saint Louis	11/21/16	92-62	W	22-3-2	6-4-2	7-5-0	9-3-3	2-0-0	12-5-1	DNP			
vs. Valparaiso	11/23/16	89-92	L	9-3-2	3-2-1	11-2-1	15-2-0	2-2-0	5-1-0	DNP			
Utah Valley	11/26/16	101-114	L	11-6-1	8-6-0	3-2-0	6-2-7	4-1-0	0-1-1	DNP			
vs. Utah State	11/30/16	77-63	W	DNP	9-12-1	2-6-0	6-4-1	10-5-1	2-3-1	DNP			
vs. USC	12/03/16	84-91	L	10-5-1	5-7-0	2-5-0	16-0-1	0-2-0	2-1-0	DNP			
Weber State	12/07/16	77-66	W	13-3-0	10-8-0	0-4-0	15-2-5	DNP	2-1-2	DNP			
Colorado	12/10/16	79-71	W	4-3-0	11-12-0	1-1-0	16-5-4	0-0-0	0-1-0	DNP			
vs. Illinois	12/17/16	73-75	L	0-0-0	8-9-1	0-0-0	10-6-5	0-2-0	1-0-0	DNP			
Idaho State	12/20/16	84-58	W	DNP	13-14-3	0-1-0	17-2-6	4-1-1	4-0-0	DNP			
CSU Bakersfield	12/22/16	81-71	W	DNP	19-12-1	0-0-0	14-3-5	0-2-0	2-2-0	DNP			
Santa Clara	12/29/16	89-59	W	DNP	7-7-1	0-0-1	17-6-6	2-6-0	8-2-0	0-0-0			
at Loyola Marymount	12/31/16	81-76	W	DNP	15-8-3	2-0-0	20-1-4	3-4-1	0-0-0	0-0-0			
at Saint Mary's	01/05/17	68-81	L	DNP	3-4-0	2-1-0	7-3-1	0-1-0	DNP	0-0-0			
Pacific	01/07/17	91-62	W	DNP	14-8-2	0-2-1	15-7-3	1-4-0	DNP	0-2-0			
San Francisco	01/12/17	85-75	W	DNP	8-3-2	0-0-0	7-3-3	0-2-0	0-0-0	DNP			
at San Diego	01/14/17	75-88	L	DNP	6-3-1	5-3-0	27-2-2	2-1-0	3-2-0	DNP			
Pepperdine	01/19/17	99-70	W	DNP	8-14-1	2-1-1	8-1-6	4-5-0	6-4-0	5-2-0			
at Pacific	01/21/17	62-47	W	DNP	7-14-1	0-0-0	16-3-5	2-1-0	0-0-0	1-1-0			
at Santa Clara	01/26/17	68-76	L	DNP	8-11-0	2-3-0	15-1-3	0-0-0	0-0-0	0-1-0			
Loyola Marymount	01/28/17	85-77	W	DNP	10-8-1	0-2-1	19-4-1	0-0-0	DNP	DNP			
No. 1/1 Gonzaga	02/02/17	75-85	L	DNP	11-8-1	6-1-1	29-2-1	0-0-0	DNP	0-0-0			
Portland	02/04/17	73-62	W	DNP	15-10-1	3-2-0	15-2-1	DNP	0-0-0	0-0-0			
at Pepperdine	02/09/17	83-99	L	DNP	6-7-1	5-8-3	14-1-3	0-1-0	0-0-0	DNP			
at San Francisco	02/11/17	68-52	W	DNP	23-17-0	1-4-1	17-5-3	0-0-0	DNP	DNP			
San Diego	02/16/17	82-70	W	DNP	12-8-2	2-4-3	12-2-7	0-0-0	0-0-0	0-0-0			
No. 22/21 Saint Mary's	02/18/17	57-70	L	DNP	13-7-1	0-3-1	11-1-2	0-2-0	0-0-1	0-0-0			
at Portland	02/23/17	97-78	W	DNP	DNP	0-0-0	3-3-4	4-11-2	2-4-0	0-0-0			
at No. 1/1 Gonzaga	02/25/17	79-71	W	DNP	4-3-2	0-2-1	17-4-3	2-2-0	0-0-0	4-4-0			
vs. Loyola Marymount	03/04/17	89-81	W	DNP	13-9-5	1-0-0	14-3-4	0-1-0	DNP	0-3-0			
vs. 20/18 Saint Mary's	03/06/17	50-81	L	DNP	8-5-1	6-4-0	13-1-1	0-1-0	0-0-0	0-2-0			
vs. UT Arlington--	03/15/17	89-105	L	DNP	6-8-2	2-4-1	11-2-3	0-0-0	0-0-0	0-0-0			

INDIVIDUAL STATISTICS - ALL GAMES

RECORD

ALL GAMES	22-12	14-4	5-4	3-4
CONFERENCE	12-6	7-2	5-4	0-0
NON-CONFERENCE	10-6	7-2	0-0	3-4

OVERALL HOME AWAY NEUTRAL

##	Player	GP	GS	Min	Avg	TOTAL			3-PTS			F-THROW			REBOUNDS			
						FG	FGA	Pct	3FG	FGA	Pct	FT	FTA	Pct	Off	Def	Tot	Avg
12	MIKA, Eric	34	34	974	28.6	233	441	.528	0	1	.000	225	295	.763	104	208	312	9.2
30	HAWS, TJ	34	34	1040	30.6	147	347	.424	76	188	.404	100	127	.787	9	88	97	2.9
04	EMERY, Nick	34	33	1024	30.1	152	366	.415	75	202	.371	68	82	.829	4	99	103	3.0
03	BRYANT, Elijah	23	9	567	24.7	83	195	.426	25	90	.278	78	98	.796	15	68	83	3.6
23	CHILDS, Yoeli	33	26	854	25.9	122	222	.550	0	2	.000	62	106	.585	62	210	272	8.2
21	DAVIS, Kyle	10	6	185	18.5	36	61	.590	0	0	.000	16	23	.696	8	32	40	4.0
05	ROSE, L.J.	25	25	652	26.1	41	116	.353	16	56	.286	40	47	.851	15	101	116	4.6
24	GUINN, Davin	34	1	431	12.7	26	78	.333	12	39	.308	12	19	.632	30	40	70	2.1
10	BEO, Steven	31	0	356	11.5	25	65	.385	9	31	.290	9	21	.429	9	31	40	1.3
40	AYTES, Jamal	28	0	163	5.8	23	41	.561	0	0	.000	14	20	.700	14	19	33	1.2
13	LEIFSON, Colby	26	0	109	4.2	14	43	.326	13	39	.333	1	2	.500	3	5	8	0.3
31	SHAW, Braiden	31	2	203	6.5	18	31	.581	0	0	.000	8	20	.400	24	36	60	1.9
15	DASTRUP, Payton	24	0	105	4.4	12	32	.375	3	15	.200	0	0	.000	7	24	31	1.3
44	KAUFUSI, Corbin	16	0	86	5.4	4	10	.400	0	0	.000	2	7	.286	6	9	15	0.9
02	FRAMPTON, Zach	13	0	51	3.9	1	8	.125	1	5	.200	2	2	1.000	3	14	17	1.3
TM	TEAM.....														50	72	122	3.6
Total.....		34				937	2056	.456	230	668	.344	637	869	.733	363	1056	1419	41.7
Opponents.....		34				906	2176	.416	274	846	.324	437	677	.645	349	880	1229	36.1

CONTINUED:

##	Player	PF	FO	A	TO	Blk	Stl	Pts	Avg
12	MIKA, Eric	92	2	56	84	63	19	691	20.3
30	HAWS, TJ	77	2	110	86	4	34	470	13.8
04	EMERY, Nick	100	4	82	69	9	55	447	13.1
03	BRYANT, Elijah	51	2	51	36	8	21	269	11.7
23	CHILDS, Yoeli	80	3	41	57	46	19	306	9.3
21	DAVIS, Kyle	25	0	9	18	9	5	88	8.8
05	ROSE, L.J.	35	1	117	42	2	22	138	5.5
24	GUINN, Davin	46	1	17	13	2	21	76	2.2
10	BEO, Steven	36	0	27	16	0	11	68	2.2
40	AYTES, Jamal	28	0	6	12	3	0	60	2.1
13	LEIFSON, Colby	16	0	6	6	0	2	42	1.6
31	SHAW, Braiden	31	0	5	11	1	10	44	1.4
15	DASTRUP, Payton	14	0	5	7	5	2	27	1.1
44	KAUFUSI, Corbin	18	0	0	9	4	2	10	0.6
02	FRAMPTON, Zach	8	0	2	2	0	1	5	0.4
TM	TEAM.....	0			1			0	
Total.....		657	15	534	469	156	224	2741	80.6
Opponents.....		728	19	484	416	101	237	2525	74.3



INDIVIDUAL STATISTICS - CONFERENCE GAMES

RECORD

CONFERENCE

OVERALL HOME AWAY NEUTRAL

12-6 7-2 5-4

##	Player	GP	GS	Min	Avg	TOTAL			3-PTS			F-THROW			REBOUNDS			
						FG	FGA	Pct	3FG	FGA	Pct	FT	FTA	Pct	Off	Def	Tot	Avg
12	MIKA, Eric	18	18	550	30.6	123	245	.502	0	0	.000	114	150	.760	51	124	175	9.7
30	HAWS, TJ	18	18	546	30.3	84	189	.444	44	105	.419	57	73	.781	3	48	51	2.8
03	BRYANT, Elijah	16	7	434	27.1	68	149	.456	23	67	.343	52	67	.776	11	49	60	3.8
04	EMERY, Nick	18	17	522	29.0	66	160	.413	34	94	.362	28	37	.757	2	39	41	2.3
23	CHILDS, Yoeli	17	16	452	26.6	68	130	.523	0	2	.000	34	57	.596	37	103	140	8.2
05	ROSE, L.J.	12	12	285	23.8	18	45	.400	5	20	.250	14	16	.875	3	41	44	3.7
10	BEO, Steven	18	0	231	12.8	16	40	.400	7	21	.333	7	14	.500	1	20	21	1.2
24	GUINN, Davin	18	0	224	12.4	12	28	.429	4	13	.308	2	4	.500	14	22	36	2.0
40	AYTES, Jamal	13	0	57	4.4	8	13	.615	0	0	.000	3	6	.500	6	6	12	0.9
13	LEIFSON, Colby	12	0	40	3.3	6	14	.429	5	12	.417	0	0	.000	0	1	1	0.1
31	SHAW, Braiden	17	2	122	7.2	8	16	.500	0	0	.000	4	13	.308	15	25	40	2.4
15	DASTRUP, Payton	14	0	69	4.9	6	20	.300	2	13	.154	0	0	.000	3	12	15	1.1
44	KAUFUSI, Corbin	13	0	60	4.6	4	9	.444	0	0	.000	2	7	.286	4	6	10	0.8
02	FRAMPTON, Zach	3	0	8	2.7	0	1	.000	0	0	.000	2	2	1.000	1	3	4	1.3
TM	TEAM														26	39	65	3.6
Total		18				487	1059	.460	124	347	.357	319	446	.715	177	538	715	39.7
Opponents		18				457	1101	.415	133	414	.321	251	382	.657	180	467	647	35.9

CONTINUED:

##	Player	PF	FO	A	TO	Blk	Stl	Pts	Avg
12	MIKA, Eric	44	1	26	38	37	10	360	20.0
30	HAWS, TJ	45	2	58	48	4	14	269	14.9
03	BRYANT, Elijah	38	2	43	26	6	15	211	13.2
04	EMERY, Nick	60	3	33	31	4	28	194	10.8
23	CHILDS, Yoeli	47	3	20	26	23	10	170	10.0
05	ROSE, L.J.	13	0	45	15	1	10	55	4.6
10	BEO, Steven	27	0	14	10	0	5	46	2.6
24	GUINN, Davin	23	1	14	4	2	12	30	1.7
40	AYTES, Jamal	10	0	1	7	1	0	19	1.5
13	LEIFSON, Colby	4	0	3	1	0	0	17	1.4
31	SHAW, Braiden	21	0	3	7	1	6	20	1.2
15	DASTRUP, Payton	8	0	3	5	5	1	14	1.0
44	KAUFUSI, Corbin	16	0	0	7	3	2	10	0.8
02	FRAMPTON, Zach	1	0	0	2	0	0	2	0.7
TM	TEAM	0			1			0	
Total		357	12	263	228	87	113	1417	78.7
Opponents		375	9	248	214	60	109	1298	72.1



Colby Leifson



Braiden Shaw

RESULTS & LEADERS - ALL GAMES

DATE	OPPONENT	W/L	SCORE	ATTENDANCE	POINTS	REBOUNDS
11/14/16	Princeton\$	W	82-73	15926	(26)MIKA, Eric	(18)MIKA, Eric
11/17/16	Coppin State#	W	96-59	12444	(18)MIKA, Eric	(15)CHILDS, Yoeli
11/19/16	Coastal Carolina#	W	81-65	15003	(19)MIKA, Eric	(11)MIKA, Eric
11/21/16	vs. Saint Louis#	W	92-62	2107	(22)DAVIS, Kyle	(12)ROSE, L.J.
11/23/16	vs. Valparaiso#	L	89-92	2497	(18)EMERY, Nick	(7)ROSE, L.J.
11/26/16	Utah Valley	L	101-114	16003	(37)EMERY, Nick	(7)ROSE, L.J.
11/30/16	vs. Utah State ^	W	77-63	12187	(20)MIKA, Eric	(12)CHILDS, Yoeli
12/03/16	vs. USC+	L	84-91	7952	(29)MIKA, Eric	(9)MIKA, Eric
12/07/16	Weber State	W	77-66	12859	(26)MIKA, Eric	(10)MIKA, Eric
12/10/16	Colorado	W	79-71	13664	(22)EMERY, Nick	(12)CHILDS, Yoeli
12/17/16	vs. Illinois@	L	73-75	9036	(25)MIKA, Eric	(9)CHILDS, Yoeli
12/20/16	Idaho State	W	84-58	13553	(19)MIKA, Eric	(14)CHILDS, Yoeli
12/22/16	CSU Bakersfield	W	81-71	15073	(23)EMERY, Nick	(12)CHILDS, Yoeli
12/29/16	Santa Clara*	W	89-59	17415	(19)MIKA, Eric	(9)MIKA, Eric (9)ROSE, L.J.
12/31/16	at Loyola Marymount*	W	81-76	3221	(20)EMERY, Nick (20)HAWS, TJ	(10)MIKA, Eric
01/05/17	at No. 19/19 Saint Mary's*	L	68-81	3500	(28)MIKA, Eric	(10)MIKA, Eric
01/07/17	Pacific*	W	91-62	13677	(17)BRYANT, Elijah (17)MIKA, Eric	(10)MIKA, Eric
01/12/17	San Francisco*	W	85-75	13917	(31)MIKA, Eric	(12)MIKA, Eric
01/14/17	at San Diego*	L	75-88	2206	(27)HAWS, TJ	(15)MIKA, Eric
01/19/17	Pepperdine*	W	99-70	13410	(22)MIKA, Eric	(14)CHILDS, Yoeli
01/21/17	at Pacific*	W	62-47	4311	(17)MIKA, Eric	(14)CHILDS, Yoeli
01/26/17	at Santa Clara*	L	68-76	2419	(22)MIKA, Eric	(11)CHILDS, Yoeli
01/28/17	Loyola Marymount*	W	85-77	15189	(27)MIKA, Eric	(9)MIKA, Eric
02/02/17	No. 1/1 Gonzaga*	L	75-85	18987	(29)HAWS, TJ	(11)MIKA, Eric
02/04/17	Portland*	W	73-62	13775	(23)MIKA, Eric	(12)MIKA, Eric
02/09/17	at Pepperdine*	L	83-99	2375	(19)EMERY, Nick	(8)GUINN, Davin
02/11/17	at San Francisco*	W	68-52	3084	(23)CHILDS, Yoeli	(17)CHILDS, Yoeli
02/16/17	San Diego*	W	82-70	13440	(26)EMERY, Nick	(10)MIKA, Eric
02/18/17	No. 22/21 Saint Mary's*	L	57-70	18987	(18)MIKA, Eric	(7)CHILDS, Yoeli
02/23/17	at Portland*	W	97-78	3121	(39)BRYANT, Elijah	(11)SHAW, Braiden
02/25/17	at No. 1/1 Gonzaga*	W	79-71	6000	(29)MIKA, Eric	(11)MIKA, Eric
03/04/17	vs. Loyola Marymount%	W	89-81	7461	(25)MIKA, Eric	(9)CHILDS, Yoeli
03/06/17	vs. 20/18 Saint Mary's%	L	50-81	8712	(13)HAWS, TJ	(7)MIKA, Eric
03/15/17	vs. UT Arlington--	L	89-105	7247	(29)MIKA, Eric	(8)CHILDS, Yoeli

\$ ESPN Tip-Off Marathon

Men Who Speak Up Main Event

^ at Vivint Smart Home Arena

+ Basketball Hall of Fame's 2016 Hoophall LA

@ State Farm Chicago Legends

* WCC Game

% WCC Basketball Championships

-- NIT

Nick Emery



INDIVIDUAL GAME HIGHS



Zach Frampton



Steven Beo



Eric Mika

POINTS

39	BRYANT, Elijah at Portland (02/23/17)
37	EMERY, Nick vs Utah Valley (11/26/16)
31	MIKA, Eric vs San Francisco (01/12/17)
29	MIKA, Eric vs UT Arlington (03/15/17)
29	MIKA, Eric at Gonzaga (02/25/17)
29	HAWS, TJ vs Gonzaga (02/02/17)
29	MIKA, Eric vs USC (12/03/16)

FIELD GOALS MADE

15	EMERY, Nick vs Utah Valley (11/26/16)
12	MIKA, Eric vs San Francisco (01/12/17)
12	MIKA, Eric at Saint Mary's (CA) (01/05/17)

FIELD GOAL ATTEMPTS

28	EMERY, Nick vs Utah Valley (11/26/16)
19	HAWS, TJ vs Gonzaga (02/02/17)

FIELD-GOAL PERCENTAGE (MIN 5 MADE)

1.000 (8-8)	MIKA, Eric vs Utah Valley (11/26/16)
.833 (5-6)	HAWS, TJ vs Santa Clara (12/29/16)

3-POINT FG MADE

7	BRYANT, Elijah at Portland (02/23/17)
6	HAWS, TJ at San Diego (01/14/17)

3-POINT FIELD GOAL ATTEMPTS

12	BRYANT, Elijah at Portland (02/23/17)
12	HAWS, TJ at San Diego (01/14/17)
12	EMERY, Nick vs Utah Valley (11/26/16)

3-POINT FIELD-GOAL PERCENTAGE (MIN 2 MADE)

1.000 (3-3)	HAWS, TJ vs Santa Clara (12/29/16)
1.000 (3-3)	BEO, Steven vs Santa Clara (12/29/16)
1.000 (3-3)	GUINN, Davin vs Valparaiso (11/23/16)
1.000 (2-2)	BRYANT, Elijah vs Pepperdine (01/19/17)
1.000 (2-2)	LEIFSON, Colby vs Illinois (12/17/16)

FREE THROWS MADE

13	MIKA, Eric vs UT Arlington (03/15/17)
13	MIKA, Eric vs Portland (02/04/17)

FREE THROW ATTEMPTS

19	MIKA, Eric vs Portland (02/04/17)
16	MIKA, Eric vs UT Arlington (03/15/17)

FREE-THROW PERCENTAGE (MIN 4 MADE)

1.000 (7-7)	EMERY, Nick vs LMU (03/04/17)
1.000 (5-5)	MIKA, Eric at Pacific (01/21/17)
1.000 (5-5)	BRYANT, Elijah vs Coppin State (11/17/16)
1.000 (4-4)	BRYANT, Elijah vs LMU (03/04/17)
1.000 (4-4)	MIKA, Eric at San Francisco (02/11/17)
1.000 (4-4)	MIKA, Eric vs Pepperdine (01/19/17)
1.000 (4-4)	CHILDS, Yoeli vs Pacific (01/07/17)
1.000 (4-4)	HAWS, TJ vs Pacific (01/07/17)
1.000 (4-4)	EMERY, Nick vs CSU Bakersfield (12/22/16)
1.000 (4-4)	HAWS, TJ vs CSU Bakersfield (12/22/16)
1.000 (4-4)	AYTES, Jamal vs Saint Louis (11/21/16)

REBOUNDS

18	MIKA, Eric vs Princeton (11/14/16)
17	CHILDS, Yoeli at San Francisco (02/11/17)

ASSISTS

9	ROSE, L.J. vs Illinois (12/17/16)
9	ROSE, L.J. vs Coastal Carolina (11/19/16)

STEALS

5	EMERY, Nick at Saint Mary's (CA) (01/05/17)
4	EMERY, Nick vs Illinois (12/17/16)
4	HAWS, TJ vs USC (12/03/16)

BLOCKED SHOTS

4	MIKA, Eric at Pepperdine (02/09/17)
4	MIKA, Eric vs Loyola Marymount (01/28/17)
4	MIKA, Eric at San Diego (01/14/17)
4	CHILDS, Yoeli vs CSU Bakersfield (12/22/16)
4	MIKA, Eric vs Utah State (11/30/16)

TEAM GAME HIGHS AND GAME LOWS

BYU GAME HIGHS

POINTS

101	UTAH VALLEY (11/26/16)
99	PEPPERDINE (01/19/17)
97	at Portland (02/23/17)
96	COPPIN STATE (11/17/16)
92	vs Saint Louis (11/21/16)

FIELD GOALS MADE

38	PEPPERDINE (01/19/17)
37	UTAH VALLEY (11/26/16)

FIELD GOAL ATTEMPTS

78	UTAH VALLEY (11/26/16)
73	PEPPERDINE (01/19/17)

FIELD-GOAL PERCENTAGE

.558 (29-52)	SAN FRANCISCO (01/12/17)
.533 (32-60)	SANTA CLARA (12/29/16)

3-POINT FIELD GOALS MADE

13	at Portland (02/23/17)
11	UT ARLINGTON (03/15/17)

3-POINT FIELD GOAL ATTEMPTS

32	UT ARLINGTON (03/15/17)
30	at Portland (02/23/17)

3-POINT FIELD-GOAL PERCENTAGE

.643 (9-14)	SANTA CLARA (12/29/16)
.474 (9-19)	COLORADO (12/10/16)

FREE THROWS MADE

32	vs LMU (03/04/17)
30	PRINCETON (11/14/16)

FREE THROW ATTEMPTS

44	LOYOLA MARYMOUNT (01/28/17)
41	PRINCETON (11/14/16)

FREE-THROW PERCENTAGE

.870 (20-23)	at Portland (02/23/17)
.852 (23-27)	vs Utah State (11/30/16)
.852 (23-27)	vs Saint Louis (11/21/16)

REBOUNDS

63	COPPIN STATE (11/17/16)
55	PEPPERDINE (01/19/17)
55	vs Utah State (11/30/16)

ASSISTS

24	COASTAL CAROLINA (11/19/16)
22	vs Illinois (12/17/16)

STEALS

13	IDAHO STATE (12/20/16)
11	vs Illinois (12/17/16)

BLOCKED SHOTS

8	at San Francisco (02/11/17)
7	PORTLAND (02/04/17)
7	at Pacific (01/21/17)
7	PEPPERDINE (01/19/17)
7	PACIFIC (01/07/17)
7	CSU BAKERSFIELD (12/22/16)
7	IDAHO STATE (12/20/16)
7	COASTAL CAROLINA (11/19/16)

TURNOVERS

23	LOYOLA MARYMOUNT (01/28/17)
22	COPPIN STATE (11/17/16)

FOULS

28	at Portland (02/23/17)
28	UTAH VALLEY (11/26/16)

BYU GAME LOWS

POINTS

50	vs Saint Mary's (03/06/17)
57	SAINT MARY'S (02/18/17)
62	at Pacific (01/21/17)
68	at Saint Mary's (CA) (01/05/17)
68	at Santa Clara (01/26/17)
68	at San Francisco (02/11/17)

FIELD GOALS MADE

19	vs Saint Mary's (03/06/17)
21	PORTLAND (02/04/17)

FIELD GOAL ATTEMPTS

49	CSU BAKERSFIELD (12/22/16)
49	LOYOLA MARYMOUNT (01/28/17)

FIELD-GOAL PERCENTAGE

.317 (19-60)	vs Saint Mary's (03/06/17)
.352 (25-71)	vs Utah State (11/30/16)

3-POINT FIELD GOALS MADE

3	vs Saint Louis (11/21/16)
3	WEBER STATE (12/07/16)
3	at Santa Clara (01/26/17)
3	PORTLAND (02/04/17)

3-POINT FIELD GOAL ATTEMPTS

11	WEBER STATE (12/07/16)
13	vs Saint Louis (11/21/16)

3-POINT FIELD-GOAL PERCENTAGE

.188 (3-16)	PORTLAND (02/04/17)
.200 (3-15)	at Santa Clara (01/26/17)
.200 (4-20)	vs Utah State (11/30/16)

FREE THROWS MADE

7	SAINT MARY'S (02/18/17)
8	COASTAL CAROLINA (11/19/16)
8	at Pacific (01/21/17)
8	vs Saint Mary's (03/06/17)

FREE THROW ATTEMPTS

11	vs Saint Mary's (03/06/17)
12	at Saint Mary's (CA) (01/05/17)
12	at Pacific (01/21/17)

FREE-THROW PERCENTAGE

.538 (7-13)	SAINT MARY'S (02/18/17)
.615 (8-13)	COASTAL CAROLINA (11/19/16)

REBOUNDS

27	at Saint Mary's (CA) (01/05/17)
29	at Pepperdine (02/09/17)

ASSISTS

5	vs Saint Mary's (03/06/17)
7	at San Francisco (02/11/17)

STEALS

3	COASTAL CAROLINA (11/19/16)
3	SANTA CLARA (12/29/16)
3	vs Saint Mary's (03/06/17)
3	UT ARLINGTON (03/15/17)

BLOCKED SHOTS

1	at Saint Mary's (CA) (01/05/17)
1	vs LMU (03/04/17)
1	UT ARLINGTON (03/15/17)

TURNOVERS

3	at Saint Mary's (CA) (01/05/17)
7	SAN DIEGO (02/16/17)

FOULS

11	COASTAL CAROLINA (11/19/16)
13	IDAHO STATE (12/20/16)

CATEGORY LEADERS

POINTS			FIELD GOAL ATT			FT PERCENTAGE							
G	Pts	Pts/G	G	Att	Att/G	FT	Att	Pct					
MIKA, Eric	34	691	20.3	MIKA, Eric	34	441	13.0	FRAMPTON, Zach	2	2	1.000		
HAWS, TJ	34	470	13.8	EMERY, Nick	34	366	10.8	ROSE, L.J.	40	47	.851		
EMERY, Nick	34	447	13.1	HAWS, TJ	34	347	10.2	EMERY, Nick	68	82	.829		
CHILDS, Yoeli	33	306	9.3	CHILDS, Yoeli	33	222	6.7	BRYANT, Elijah	78	98	.796		
BRYANT, Elijah	23	269	11.7	BRYANT, Elijah	23	195	8.5	HAWS, TJ	100	127	.787		
ROSE, L.J.	25	138	5.5					MIKA, Eric	225	295	.763		
DAVIS, Kyle	10	88	8.8	FIELD GOALS MADE			G	Made	Made/G	AYTES, Jamal	14	20	.700
GUINN, Davin	34	76	2.2	MIKA, Eric	34	233	6.9	DAVIS, Kyle	16	23	.696		
BEO, Steven	31	68	2.2	EMERY, Nick	34	152	4.5	GUINN, Davin	12	19	.632		
AYTES, Jamal	28	60	2.1	HAWS, TJ	34	147	4.3	CHILDS, Yoeli	62	106	.585		
SHAW, Braiden	31	44	1.4	CHILDS, Yoeli	33	122	3.7	LEIFSON, Colby	1	2	.500		
LEIFSON, Colby	26	42	1.6	BRYANT, Elijah	23	83	3.6	BEO, Steven	9	21	.429		

SCORING AVERAGE			3-POINT PERCENTAGE			FREE THROW ATT							
G	Pts	Avg/G	G	Att	Pct	G	Att	Att/G					
MIKA, Eric	34	691	20.3	HAWS, TJ	76	188	.404	MIKA, Eric	34	295	8.7		
HAWS, TJ	34	470	13.8	EMERY, Nick	75	202	.371	HAWS, TJ	34	127	3.7		
EMERY, Nick	34	447	13.1	LEIFSON, Colby	13	39	.333	CHILDS, Yoeli	33	106	3.2		
BRYANT, Elijah	23	269	11.7	GUINN, Davin	12	39	.308	BRYANT, Elijah	23	98	4.3		
CHILDS, Yoeli	33	306	9.3	BEO, Steven	9	31	.290	EMERY, Nick	34	82	2.4		
DAVIS, Kyle	10	88	8.8	ROSE, L.J.	16	56	.286						
ROSE, L.J.	25	138	5.5	BRYANT, Elijah	25	90	.278	FREE THROWS MADE			G	Made	Made/G
GUINN, Davin	34	76	2.2	FRAMPTON, Zach	1	5	.200	MIKA, Eric	34	225	6.6		
BEO, Steven	31	68	2.2	DASTRUP, Payton	3	15	.200	HAWS, TJ	34	100	2.9		
AYTES, Jamal	28	60	2.1	CHILDS, Yoeli	0	2	.000	BRYANT, Elijah	23	78	3.4		
LEIFSON, Colby	26	42	1.6	MIKA, Eric	0	1	.000	EMERY, Nick	34	68	2.0		
SHAW, Braiden	31	44	1.4					CHILDS, Yoeli	33	62	1.9		

FG PERCENTAGE			3-POINT FG ATT			REBOUNDS							
G	FG	Pct	G	Att	Att/G	G	Reb	Reb/G					
DAVIS, Kyle	36	61	.590	EMERY, Nick	34	202	5.9	MIKA, Eric	34	312	9.2		
SHAW, Braiden	18	31	.581	HAWS, TJ	34	188	5.5	CHILDS, Yoeli	33	272	8.2		
AYTES, Jamal	23	41	.561	BRYANT, Elijah	23	90	3.9	ROSE, L.J.	25	116	4.6		
CHILDS, Yoeli	122	222	.550	GUINN, Davin	34	39	1.1	EMERY, Nick	34	103	3.0		
MIKA, Eric	233	441	.528	LEIFSON, Colby	26	39	1.5	HAWS, TJ	34	97	2.9		
BRYANT, Elijah	83	195	.426					REBOUND AVERAGE			G <th>Reb</th> <th>Avg/G</th>	Reb	Avg/G
HAWS, TJ	147	347	.424	HAWS, TJ	34	76	2.2	MIKA, Eric	34	312	9.2		
EMERY, Nick	152	366	.415	EMERY, Nick	34	75	2.2	CHILDS, Yoeli	33	272	8.2		
KAUFUSI, Corbin	4	10	.400	BRYANT, Elijah	23	25	1.1	ROSE, L.J.	25	116	4.6		
BEO, Steven	25	65	.385	ROSE, L.J.	25	16	0.6	DAVIS, Kyle	10	40	4.0		
DASTRUP, Payton	12	32	.375	LEIFSON, Colby	26	13	0.5	BRYANT, Elijah	23	83	3.6		
ROSE, L.J.	41	116	.353										



Corbin Kaufusi

CATEGORY LEADERS CONTINUED

ASSISTS			BLOCKED SHOTS			TURNOVERS					
G	Ast	A/G	G	Bk	Bk/G	G	TO	TO/G			
ROSE, L.J.	25	117	4.7	MIKA, Eric	34	63	1.9	HAWS, TJ	34	86	2.5
HAWS, TJ	34	110	3.2	CHILDS, Yoeli	33	46	1.4	MIKA, Eric	34	84	2.5
EMERY, Nick	34	82	2.4	DAVIS, Kyle	10	9	0.9	EMERY, Nick	34	69	2.0
MIKA, Eric	34	56	1.6	EMERY, Nick	34	9	0.3	CHILDS, Yoeli	33	57	1.7
BRYANT, Elijah	23	51	2.2	BRYANT, Elijah	23	8	0.3	ROSE, L.J.	25	42	1.7

STEALS			MINUTES				
G	Stl	S/G	G	Min	Min/G		
EMERY, Nick	34	55	1.6	HAWS, TJ	34	1040	30.6
HAWS, TJ	34	34	1.0	EMERY, Nick	34	1024	30.1
ROSE, L.J.	25	22	0.9	MIKA, Eric	34	974	28.6
GUINN, Davin	34	21	0.6	CHILDS, Yoeli	33	854	25.9
BRYANT, Elijah	23	21	0.9	ROSE, L.J.	25	652	26.1

OFFENSIVE REB			FOULS				
G	Reb	Avg/G	G	Fls	Fls/G		
MIKA, Eric	34	104	3.1	EMERY, Nick	34	100	2.9
CHILDS, Yoeli	33	62	1.9	MIKA, Eric	34	92	2.7
GUINN, Davin	34	30	0.9	CHILDS, Yoeli	33	80	2.4
SHAW, Braidon	31	24	0.8	HAWS, TJ	34	77	2.3
BRYANT, Elijah	23	15	0.7	BRYANT, Elijah	23	51	2.2
ROSE, L.J.	25	15	0.6				

DEFENSIVE REB			FOUL OUTS			
G	Reb	Avg/G	G	FO		
CHILDS, Yoeli	33	210	6.4	EMERY, Nick	34	4
MIKA, Eric	34	208	6.1	CHILDS, Yoeli	33	3
ROSE, L.J.	25	101	4.0	MIKA, Eric	34	2
EMERY, Nick	34	99	2.9	HAWS, TJ	34	2
HAWS, TJ	34	88	2.6	BRYANT, Elijah	23	2



INDIVIDUAL HONORS

JAMAL AYTES

Coaches Award – Team Banquet

ELIJAH BRYANT

USBWA National Player of the Week (2/27)

WCC Player of the Week (2/27)

Sixth Man Award – Team Banquet

YOELI CHILDS

All-WCC Freshman Team

WCC Commissioner's Honor Roll – Bronze

Most Improved Player Award – Team Banquet

KYLE DAVIS

Team Captain

WCC Commissioner's Honor Roll – Bronze

Dale McCann Spirit of Sport Award – Y Awards

Allstate NABC Good Works Team Nominee

NICK EMERY

Team Captain

NSCA Strength and Conditioning All-American

Outstanding Defensive Player – Team Banquet

Best Conditioned Perimeter Player Award – Team Banquet

DAVIN GUINN

WCC All-Academic Team

WCC Commissioner's Honor Roll – Gold

Academic Excellence Award – Team Banquet

Inspirational Player Award – Team Banquet

TJ HAWS

All-WCC First Team

All-WCC Freshman Team

WCC Commissioner's Honor Roll – Silver

Competitive Spirit Award – Team Banquet

ERIC MIKA

CoSIDA Academic All-America Second Team

All-WCC First Team

WCC All-Academic Team

WCC Commissioner's Honor Roll – Silver

USBWA District VIII Player of the Year

USBWA All-District VIII

NABC All-District 9 First Team

Kareem Abdul-Jabbar Award Top 10 Finalist

WCC Player of the Week (11/21, 12/12, 1/23)

NCAA.com Player of the Week (2/27)

NCAA All-Week Team (2/27)

Lute Olson Award National Player of the Week (2/27)

Best Conditioned Post Player – Team Banquet

Outstanding Player Award – Team Banquet

L.J. ROSE

Team Captain

Comeback Player Award – Team Banquet

BRAIDEN SHAW

WCC All-Academic Honorable Mention

WCC Commissioner's Honor Roll – Gold

TEAM AWARDS

Team Performance of the Year – Y Awards





MEDIA SERVICES



The 2017-18 BYU Men's Basketball Almanac has been designed to provide local, regional and national media with useful information about the BYU men's basketball program, its history and tradition. Additional information, including video and feature content and profiles on all players and coaches, is available online at BYUCougars.com. Should you require additional information, such as photographs, video or additional almanacs, please contact the BYU Athletic Communications office at (801) 422-8948. We appreciate your coverage of BYU men's basketball and look forward to working with you this season.

CREDENTIAL REQUESTS

All requests for credentials to cover BYU men's basketball should be sent from the editor or sports director via official company communication to Kyle Chilton in the Athletic Communications office (kyle_chilton@byu.edu; BYU Athletic Communications, 30 SFH, Provo, UT 84602). Credentials shall be issued only to accredited news-gathering media outlets. Fan-based websites will not be issued media access and credentials but are invited to utilize resources provided online at BYUCougars.com to obtain notes, quotes, statistics and other information about BYU men's basketball.

All single-game credential requests should be received no later than one week prior to the date of the game to ensure consideration. Credentials for working media are restricted in accordance with BYU and NCAA rules and guidelines. Non-working persons, including spouses, dates and children, will not be credentialed and are not allowed in the working media areas during the game as dictated by NCAA guidelines. It is our intention to ensure proper, professional use is made of the space available for credentialed media.

PHOTOGRAPHY

Photo credentials will be issued only to accredited photographers and television reporters/camera operators on a specific news-gathering assignment. Television organizations shall be restricted to one camera operator on the baselines at all times, except by prior approval from the BYU Athletic Communications office. Freelance and amateur photogra-

phers, not on assignment from a credentialed media outlet, are not eligible for credentials.

Credentials must be displayed prominently. All NCAA rules will be enforced regarding media representatives on the sidelines. Photographers are permitted in designated areas on each baseline. Individuals or organizations violating sideline policies may be required to surrender their credentials and be removed from the stadium. For additional questions regarding photography guidelines, please contact University photographer Jaren Wilkey at (801) 422-7322.

MEDIA SERVICES

The press room is on the floor level in the southwest corner of the Marriott Center. The BYU Athletic Communications staff will provide working media with game notes, season stats, programs, game stats, postgame notes and quotes and media guides. Media observe the game from press row or the media area on the concourse level.

BYU head coach Dave Rose and selected players will be available in the interview room – located across from the press room – following the mandatory 10-minute cooling-off period. The BYU locker room is closed to the media.

The Marriott Center is also equipped with wireless internet access. Wireless passwords will be provided with other game materials to media working in the press room.

PARKING

The Marriott Center is located at 701 East University Parkway in Provo. Media parking is in Lots No. 1, 3, 4 and 5, immediately north of the stadium. Parking passes are required and must be obtained in advance.

INTERVIEWS

All interview and information requests regarding all players, coaches and Athletic Department personnel must be arranged in advance through the Athletic Communications office at (801) 422-8948. BYU provides regular media availability each week. Local media members are responsible for attending after-practice media availability to conduct interviews. Opponent and national media can arrange telephone

MEDIA SERVICES

interviews through the Athletic Communications office. The Athletic Communications office will send an advisory each week detailing the weekly availability opportunities. Any other interview requests must be made at least 24 hours in advance. Player interviews will not be conducted during regular class hours.

Please contact the Athletic Communications office for specific times and other details if requesting access opportunities.



TELEVISION PARTNERS

Since joining the West Coast Conference beginning with the 2011-12 season, BYU men's basketball has enjoyed unprecedented exposure on national television. Every home game and numerous road games have been televised to a live national audience on BYUtv or the ESPN family of networks.

In six seasons, BYUtv has televised 104 BYU games while the ESPN family of networks has televised 80 BYU games. In 2017-18, the ESPN family of networks is scheduled to televise eight of BYU's regular season games.

Additionally, BYU's national fan base is able to view same-day rebroadcasts on BYUtv of every home game to which ESPN has rights. All home games broadcast on BYUtv are also available live and on demand on BYUtv.org.

ESPN and BYUtv have also partnered to broadcast the men's and women's WCC Championships in Las Vegas every year since 2011.

"We've long sought broad, nationwide access to our games for our fans and increased visibility among those who may be less familiar with our university and athletic programs," said then BYU President Cecil O. Samuelson. "We've also been looking for ways to take better advantage of our own unique broadcasting resources."

Founded in 2001, BYUtv has grown from a relatively unknown cable channel on a single satellite TV provider to coverage in more than 55 million households on Dish Network, DirectTV, and over 800 cable systems in the United States. The networks state-of-the-art production building allows it to televise every game in HD, along with its HD truck with the capability of broadcasting while on the road.

ESPN and ESPN2 are both available in almost 99 million homes, while the 24-hour college sports network ESPNU is distributed to over 73 million homes.



RADIO

BYU men's basketball games are heard exclusively on the Nu Skin BYU Sports Network, including KSL Newsradio (102.7 FM/1160 AM) and BYU Radio (SiriusXM 143).

The "Voice of the Cougars" is Greg Wrubell, entering his 21st season as play-by-play commentator for BYU men's basketball. A BYU graduate, Wrubell has been on the football broadcast crew for 25 seasons, including the last 16 as the play-by-play voice.

Wrubell's broadcast partner is former Cougar forward Mark Durrant, who will be providing analysis and commentary for a 20th season in 2016-17.

BYU men's basketball broadcasts are heard over-the-air via network affiliates in Utah, Idaho and Nevada. Game

coverage is also available online at BYUcougars.com and on the BYU Cougars mobile app, with the audio stream and archives made available to a worldwide listening audience.

COACHES SHOW

In addition to comprehensive game-day coverage, BYUtv and the Nu Skin BYU Sports Network produce "BYU Basketball with Head Coach Dave Rose," an hour-long simulcast seen on BYUtv and heard on BYU Radio and BYUcougars.com, Tuesday nights at 6 p.m. MT throughout the season. The show also airs on KSL Newsradio Tuesdays at 7 p.m. A live audience joins Coach Rose, a player guest and host Greg Wrubell at the BYU Broadcasting Building each week.



DISCLAIMER

The Brigham Young University Athletic Media Communications department reserves the right to revoke or deny working media credentials and/or access to any individual or organization at any time for any reason. All credentials are the property of Brigham Young University and must be surrendered upon request.

